

Highlight Beauty with LED Lighting

TandemLED™ Lighting | sempriaLED™ Lighting
illumLED™ Lighting | WAV Smart Control™

Hide Power with Task Power

Lighted Power Strip | Angle Power Strip

TASK
lighting

Discover new products!

TandemLED™ Lighting page 78 | WAV Smart Control™ page 100
Linear Fixtures page 112 | 24 Volt Lighting page 168 | and more!



Using this catalog: Look for these colors in the top corner of the page

Task Power
Angle Power Strip and Lighted Power Strip Fixtures
page 18

12 Volt illumaLED™ Lighting
LED Tape Lighting, Tape Lighting Kits, Puck Lights, and Linear Fixtures
page 104

12 Volt sempriaLED™ Lighting
Fully Assembled Linear Fixtures
page 54

12 Volt Lighting Accessories
Accessories for illumaLED Lighting products
page 142

12 Volt Lighting Accessories
Accessories for sempriaLED Lighting Fixtures
page 70

12 Volt Multi-Color RGB Lighting
Multi-Color Changing Tape Light and Tape Lighting Kit
page 152

12 Volt TandemLED™ Lighting
Patented, two-wire Tunable White LED Tape Lighting, Puck Lights, Linear Fixtures
page 78

24 Volt Lighting
24 Volt LED Tape Lighting and Linear Fixtures
page 162

WAV Smart Control™
Smart Receivers to turn LED Lighting into Smart Home compatible lighting
page 100



About Us
page 5



Task Lighting Brand
page 6



What's New
page 8



Design Services
page 10



Displays Available
page 14



Display Rebate Program
page 16



Trial Order & Warranty
page 17



Angle Power Strip Overview
page 18



Angle Power Strip for
a clean backsplash
page 20



Duplex Receptacle (TR
Series) Angle Power Strip
page 22



Custom Options for
TR Series
page 24



USB Included (TR-USB
Series) Angle Power Strip
page 26




Switch Included (TRS Series)
Angle Power Strip
page 28



Slim Profile (APT Series)
Angle Power Strip
page 30



Angle Power Strip
Selection Guide
page 32



Lighted Power Strip Overview
page 36



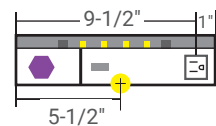
Built-in Power Supply (DV
Series) Lighted Power Strip
page 38



Remote Power Supply (RM
Series) Lighted Power Strip
page 40



Selecting a Power Supply
for RM Series
page 42

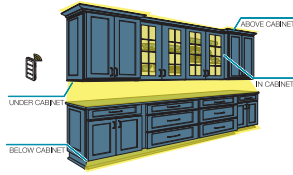


Receptacle placement for
Lighted Power Strip Fixtures
page 44

Table of Contents



Lighted Power Strip Selection Guide page 46



Lumens per Foot Chart page 48



Lighting Selection Chart page 50



Kelvin temperature selection guide page 52




sempriaLED lighting overview page 54



sempriaLED "no dot" effect page 56



sempriaLED Lighted Closet Rod page 58



sempriaLED Linear Fixtures (SG9 Series) page 60



sempriaLED Mini Linear Fixtures (F Series) page 62



sempriaLED Mini Angled Linear Fixtures (A Series) page 64



sempriaLED Angled Linear Fixtures (S Series) page 66



sempriaLED Recessed Linear Fixtures (R Series) page 68



sempriaLED Lighting accessories page 70



TandemLED™ Lighting overview page 78



TandemLED Tape Lighting page 80



TandemLED Linear Fixtures page 82



TandemLED Tape Lighting kits page 84



TandemLED Puck Light page 86



TandemLED Accessories page 88



Controlling multiple lighting applications for TandemLED Lighting page 96



WAV Smart Control™
overview
page 100



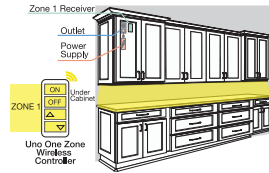
WAV Smart products
page 102



Controlling lights with WAV
page 103



illumLED Lighting overview
page 104



Easy to install illumLED
page 106



illumLED Tape Light –
Rage Series
page 108



illumLED Tape Light –
Vivid Series
page 110



illumLED Linear Fixture –
Vivid Series
page 112



illumLED Tape Light –
Radiance Series
page 114



illumLED Linear Fixture –
Radiance Series
page 116



illumLED Tape Light –
Drizzle Series
page 118



illumLED Tape Light –
Side View Series
page 120



Task Lighting LED Tape
Lighting Kits
page 122



Task Lighting Cut-To-Length
Program
page 132



illumLED Puck Light –
Pearl Series
page 134



illumLED Puck Light –
Vivid Ultra Thin Series
page 136



illumLED Puck Light –
Mini Round Series
page 138



illumLED Puck Light –
Mini Square Series
page 140



illumLED Accessories
page 142



illumLED Multi-Color RGB
Tape Lighting
page 152

Table of Contents




illumaLED Multi-Color RGB Tape Lighting Kit page 154



illumaLED Multi-Color RGB Accessories page 156



24 volt LED Lighting overview page 162



24 volt LED Lighting - TandemLED24V Series page 164



24 volt LED Linear Fixtures - TandemLED24V Series page 166



24 volt LED Lighting - Vivid24V Series page 168



24 volt LED Linear Fixtures - Vivid24V Series page 170



24 volt LED Lighting - Radiance24V Series page 172



24 volt LED Linear Fixtures - Radiance24V Series page 174



24 volt LED Lighting - Flex Sheet page 176



24 volt LED Lighting - Sign Bar page 178



24 volt LED Lighting Accessories page 180



120 volt LED Bar Light page 188



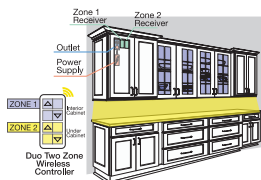
Retro Fit LED Can Lights page 190




Product Samples available page 192



Task Lighting videos available page 194



Lighting Selection Guide - Questions & Examples page 196




Lighting Selection Guide page 198



Glossary of Terms page 214



Photo Gallery page 218



Founded in 1985, Task Lighting has been a lighting leader for 35 years and operates a 35,000 sq. ft. manufacturing facility in Kearney, Nebraska. Task Lighting is part of Dimora Brands.

DIMORA BRANDS®

Dimora Brands operates leading brands in cabinet hardware, door hardware, faucets, lighting, functional hardware, organizers, vanities, and decorative wood. Its two operating divisions, Top Knobs and Hardware Resources, are known for the industry's best product offering and service. Each Dimora Brands division proudly serves kitchen cabinet dealers, kitchen and bath showrooms, lighting showrooms, electrical distributors, custom cabinet makers, independent hardware stores, other customers, and the design community.

The Dimora Brands collection of industry-leading brands includes the following:



Task Lighting Consists of 6 Brands



Accessories for LED Lighting



Angle Power Strip Fixtures and
LED Lighted Power Strip Fixtures



Fully Assembled LED Linear Fixtures



LED Tape Lighting, Tape Lighting Kits,
Linear Fixtures, Multi-Color RGB Tape
Lighting and Kit, Puck Lights, and
Specialty Lighting



Patented, two-wire, Tunable White
LED Tape Lighting, Linear Fixtures,
and Puck Lights



Smart Receivers to turn LED Lighting
into Smart Home compatible lighting

Industry leader for over 35 years

Task Lighting is an industry leader in professionally installed LED Lighting, patented tunable white lighting technology, and the patented Angle Power Strip. Our manufacturing plant for assembled linear fixtures, Angle Power Strip fixtures, and Lighted Power Strip fixtures is in Kearney, Nebraska.

Highlight beauty

Highlight the beauty of the home with our LED Lighting product lines – TandemLED™, sempriaLED™, and illumaLED™. Select between a variety of assembled linear fixtures, tape lighting, tunable white tape lighting, puck lights, multi-color tape lighting, or specialty lighting to set the mood in any room.

Hide power

We offer a variety of Angle Power Strip products to neatly tuck under cabinets, shelves, island countertops, and more to hide power. No more unsightly receptacles cut into an expensive backsplash or messily installed on the side of an island. Angle Power Strip and Lighted Power Strip fixtures are manufactured in our Kearney, Nebraska factory, ensuring the highest quality.

Knowledgeable in-house staff

Our seasoned Design Services and Technical Support teams in our Kearney, Nebraska facility are always on hand to help you select product, answer technical questions about a product, provide free product layout and quotes, assist with installation questions, and more.



Design By: Artistic Cabinetry



Design By: Artistic Cabinetry




Design By: Artistic Cabinetry



What's New for Task Lighting!



Tape Lighting tuned to Warm White (2700K)




Tape Lighting tuned to Cool White (4000K)

TandemLED™ Lighting

AFTER TandemLED Lighting is installed, tune the white light from warm white to daylight white and all shades of white in between! *Jump to page 78 to view our TandemLED Lighting products.*

illumLED and TandemLED Linear Fixtures

Order Linear Fixtures that are pre-assembled with an aluminum housing and frosted lens for an easy installation. *Located throughout the catalog on page 82, page 112, page 116, page 166, page 170, and page 174.*







24 Volt LED Lighting

Our most popular tape lighting products lines are now available as 24 volt LED Tape Lighting and LED Linear Fixtures to achieve longer wire runs! *Jump to page 162 for more information.*

WAV Smart Control™

Turn any LED Lighting into Smart Home compatible lighting with WAV Smart Receivers. *See page 100 for more information.*



120V Bar Light


A sleek, easy-to-install 120V Bar Light is coming soon! *Check out the details on page 188.*

Receive a Lighting Quote in 3 easy steps



Complete

The digital PDF quote form which can be found on TaskLighting.com under Resources



Attach


Your floor plans or elevations with dimensions



E-mail

This information to receive a FREE layout and quote – send to DesignAndSupport@TaskLighting.com

TASK lighting	Job Name <u>Country Home Project</u>
	Date Needed By <u>December</u>
	Dealer Name <u>TaskLighting.com</u>
	Dealer No. <u>000000</u>
Notes	
TYPE OF PROJECT Residential Showroom	
TYPE OF LIGHTING (check all that apply) Tape Lighting – no housing with Aluminum Housing Pre-Assembled Fixtures Lighted Power Strip (with or without a plug)	
SELECT KELVIN TEMPERATURE (for LED Lights) 2700K (soft white) 3000K (soft white) 4000K (cool white) 5000K (bright white)	
TYPE OF POWER SUPPLY (check all that apply) Plug-in (uses a standard 120V AC power outlet) Waterproof Hardwired (uses a hardwired LED lighting system) Hardwired (uses a hardwired LED lighting system) NOTE: The Hardwired option can be installed in a Custom Fit Space or Plug Power Strip.	
DO YOU NEED APS? (check power strip) Yes No	
SELECT FINISH OPTION (for plug power strip) Black (PS) Bronze (PS) Satin Nickel (PS) White (PS)	



TASK lighting	Job Name <u>Country Home Project</u>
	Date Needed By <u>December</u>
	Dealer Name <u>TaskLighting.com</u>
	Dealer No. <u>000000</u>
Notes	
TYPE OF PROJECT Residential Showroom	
TYPE OF LIGHTING (check all that apply) Tape Lighting – no housing with Aluminum Housing Pre-Assembled Fixtures Lighted Power Strip (with or without a plug)	
SELECT KELVIN TEMPERATURE (for LED Lights) 2700K (soft white) 3000K (soft white) 4000K (cool white) 5000K (bright white)	
TYPE OF POWER SUPPLY (check all that apply) Plug-in (uses a standard 120V AC power outlet) Waterproof Hardwired (uses a hardwired LED lighting system) Hardwired (uses a hardwired LED lighting system) NOTE: The Hardwired option can be installed in a Custom Fit Space or Plug Power Strip.	
DO YOU NEED APS? (check power strip) Yes No	
SELECT FINISH OPTION (for plug power strip) Black (PS) Bronze (PS) Satin Nickel (PS) White (PS)	

Don't know where to start?

Do you have more questions before completing and submitting your quote form? Call **866-848-9094** or e-mail **DesignAndSupport@TaskLighting.com**. Get connected with one of our friendly in-house Design Services team members to help you pick out the lighting products that will work best in the space.

QUANTITY	SYMBOL	ITEM NUMBER		
1		TR18-ZWD-P-WT	18" TR Series Angle Power Strip (with rubber shrouds, white finish)	
1		TR24-ZWD-P-WT	24" TR Series Angle Power Strip (with rubber shrouds, white finish)	
2		TR24-CWD-P-WT	24" TR Series Angle Power Strip (with rubber shrouds, white finish)	
1		TR24-ZWD-P-WT	24" TR Series Angle Power Strip (with rubber shrouds, white finish)	

Sample layout from Design Services showing Angle Power Strip fixtures



Contact Design Services for assistance

Call us at **866-848-9094** or e-mail DesignAndSupport@TaskLighting.com with your technical support or product questions. Our friendly team can help with layout suggestions, advice on the best products for your project, and selecting between fully assembled fixtures and tape lighting. Are you unsure about the best color temperature for your application? We can help with that, too!

Help selecting between Kelvin temperatures to fit your space



Assistance in deciding what controller works best for your lighting design



Duo Controller
T-Q-2Z-WC-RF-WT



TandemLED™ Controller
T-T-1Z-WC-RF-WT

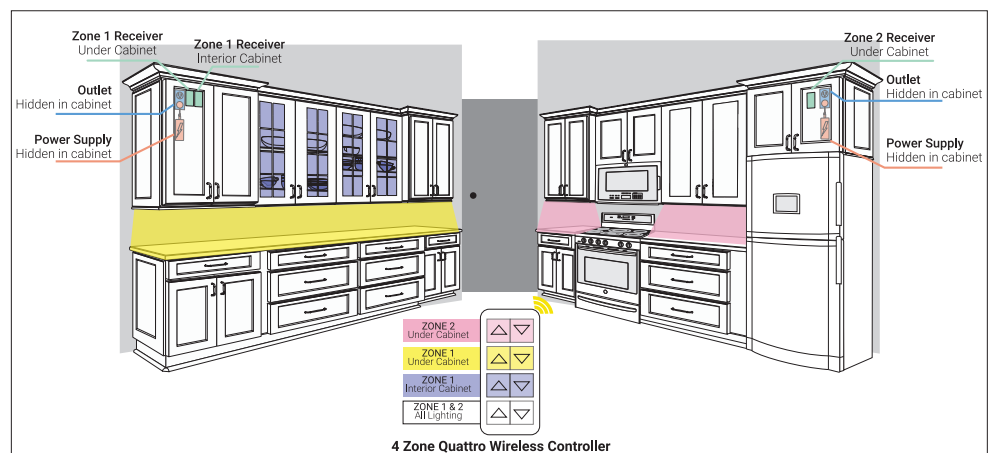


Touch Dimmer
T-TDS-60W



Hardwired Dimmer
DVLV-600P-WT

Layout recommendations for the best lighting and power locations



Suggested lighting and power applications

Design Services Sample Layouts



Sample layout showing Angle Power Strip fixtures and illumaLED™ Tape Lighting

Locations of wiring, power supplies, receivers, and switches are for illustration and do not indicate required installation locations. Installation locations are based upon job site conditions. Additional components may be needed when wireless controlling is set up by zones or areas.

Design Services
866-848-9094
DesignAndSupport@TaskLighting.com

QUANTITY	SYMBOL	ITEM NUMBER		
1		L-VARV60D-16-30 16 ft roll Vivid Series LED Tape Light		
2		T-60W-12V-PI 60 watt plug-in power supply		
2		T-Q-WR96 96 watt receiver		
1		L-8MM-429PK-W Tape light to wire connector (6 pieces in each pack)		
1		T-CW20G-ST1-30 20 gauge stranded, white jacket, 30 ft roll		
2		T-Q-1Z-WC-F1-WT 1-zo 3-Zone controller		
2	not shown on drawing	L-APW-423B 3M Adhesive Plaster Wires		
1	not shown on drawing	T-TOOL-50L Pen style screwdriver, 2.0mm Phillips and flat heads		
1		TR12-1WD-P-WT 12" TR Series Angle Power Strip, white device, white finish		
2		TR18-2WD-P-WT 18" TR Series Angle Power Strip with white device, white finish		
2		TR30-2WD-P-WT 30" TR Series Angle Power Strip with white device, white finish		
1		TR42-2WD-P-WT 42" TR Series Angle Power Strip with white device, white finish		

Sample layout showing Lighted Power Strip fixtures

Design Services
866-848-9094
DesignAndSupport@TaskLighting.com

QUANTITY	SYMBOL	ITEM NUMBER		
4		SR9H-20ND9-F30 19.5/8" semi-rigid LED recessed strip light		
1		LP12H6NDWWT30 12x1/2" Lighted Power Strip white with white receptacles, 3000 K		
1		LP24H12NDWWT30 24x1/2" Lighted Power Strip white with white receptacles, 3000 K		
3		LP30H15NDWWT30 30x1/2" Lighted Power Strip white with white receptacles, 3000 K		
3		T-36W-12V-PI 36 watt plug-in power supply		
5		T-Q-WR96 96 watt receiver		
1		T-CW20G-SOL-50 20 gauge solid, grey jacket, 50 ft roll		
1		T-Q-4Z-WC-F1-WT 4-Zone controller		

Locations of wiring, power supplies, receivers, and switches are for illustration and do not indicate required installation locations. Installation locations are based upon job site conditions. Additional components may be needed when wireless controlling is set up by zones or areas.

Sample layout showing TandemLED™ Tape Lighting

Design Services
866-848-9094
DesignAndSupport@TaskLighting.com

QUANTITY	SYMBOL	ITEM NUMBER	
1		L-T600-16-MW 16 ft roll Tandem Series LED Tape Light	
1	60	T-60W-12V-PI 60 watt plug-in power supply	
1		T-TWAV-WR-120 WAV Smart Receiver	
1		T-T-12-WC-RF-WT TandemLED wireless 1 Zone controller, White	
2		L-SMM-EZ6PK-W Tape light to wire connector (6 pk)	
1		T-CW20G-STR-25 20 gauge stranded, white jacket, 25 ft roll	

Locations of wiring, power supplies, receivers, and switches are for illustration and do not indicate required installation locations. Installation locations are based upon job site conditions. Additional components may be needed when wireless controlling is set up by zones or areas.

Sample layout showing sempriaLED™ Linear Fixtures

Design Services
866-848-9094
DesignAndSupport@TaskLighting.com

sempriaLED Under Cabinet Lighting

QUANTITY	SYMBOL	ITEM NUMBER	
2		SG9-30ND15W-F40 30" sempriaLED fixture	
1	48	T-D148W-12V-HW 48 watt hardwired power supply	
2	Mitre joint not indicated on floor plan	SG9-WW-MJ12-WT sempriaLED mitre joint	
1	WireWay not indicated on floor plan	SG9-WW-48-WT sempriaLED WireWay	
1		SP-20LF-20-2 20 ft roll 20-2 solid wire	
1	D	DVLV-600P-WH Magnetic low voltage dimmer	

Locations of wiring, power supplies, receivers, and switches are for illustration and do not indicate required installation locations. Installation locations are based upon job site conditions. Additional components may be needed when wireless controlling is set up by zones or areas.

TASK lighting Bring your kitchen to light!

Preassembled LED Lighting Fixtures

- Material finish as Economy, Substrate
- Surface, recessed, or single mounting
- 50,000-hour life
- Fixtures are 17" to 48"

Angled Strip Light (3 Series)

Strip Light (7 Series)

LED Tape Lighting

- Preassembled grade
- Plug-in power
- Mounting options
- 50,000-hour life
- Multi-color options
- Cut to length from 16 ft. roll

Select a color temperature - Task Lighting products available in all four Kelvin color temperatures

Warm White (2700K)

Soft White (3000K)

Cool White (4000K)

Daylight White (5000K)

Tape lighting shown in Vinyl Series. Also available in 2 other light outputs with more and lower LEDs per foot.

Task Lighting protective & waterproof coating

Task Lighting tape lighting

Fuel the difference!

Common tape lighting

RGB Multi-Color Lighting

- Select one color or multiple colors
- Change colors any time easily
- Thousands of colors to choose from
- Use outdoors or indoors for mood lighting

Puck Lights

- Available in four styles
- Available in three finishes
- Four Kelvin color temperatures
- Perfect for spot lighting

Lighted Angle Power Strip

- Combining light and power
- Also available as power strip only
- Power outlets tuck up out of sight
- Preserve the beauty of your backsplash!

Wireless On / Off / Dimmer

- Elim the lighting by timer - select, colorless, shows controls via Task app for iOS, Android, etc.
- Remote operation - remote app, smartphone, or wall switch to use
- Fast, simple one-touch pairing

Touch Dimmer

Push touch to turn this dimmer lighting on, off, and to dim

LED Lighting powered countertop display

This LED lighting powered countertop display comes complete with a Touch Dimmer Switch and plug-in power supply for you to carry around and plug-in to light up. Order a display from Task Lighting using part number **DIS-LED2019**. Display size is 13" x 18"

Angle Power Strip **TASK lighting**

Power at your fingertips, tucked out of sight

Power outlets cut into backsplash

The better power solution

Preserve the beauty of the backsplash and the island

Stand with typical power outlet

Angle Power Strip

Angle Power Strip with LED Lighting

Angle Power Strip countertop display

The Angle Power Strip countertop display is a larger display board for the countertop highlighting the ability to keep the beautiful backsplash and the island uninterrupted. Order a display from Task Lighting using part number **DIS-APS2019**. Display size is 13" x 18"

Add Tunable White LED Lighting to beautify your kitchen

Easily change the white color temperature of lighting AFTER the lighting is installed and any time - from Warm White to Daylight White and all shades of white in between!

Promote relaxation by setting lighting to Warm White (2700K)

Wake up with a Soft White (3000K) that mimics the sun

Increase productivity with a crisp Cool White (4000K)

Turn to Daylight White (5000K) while cleaning and working

TandemLED™ Lighting

Tunable White LED Lighting

Full-range brightness control

Smart Home Compatible

TASK lighting

Warm White (2700K) to Daylight White (5000K) and all shades of white in between

Simply dim and tune the lighting with a wired or wireless controller

TandemLED countertop display

The TandemLED countertop display is a larger display board for the countertop highlighting the benefits of tunable white lighting. Order a display from Task Lighting using part number **DIS-TANDEM20**. Display size is 13" x 18"




LED Lighting vignette display

Our LED Lighting vignette display is perfect on the countertop to remind customers of the benefits of premium quality LED Lighting. Order a display from Task Lighting using part number **DIS-VIN-LED2019**. Display size is 6" x 12-1/2"



Angle Power Strip vignette display

Our Angle Power Strip vignette display is a small, compact display board that showcases the difference Angle Power Strip products make by keeping the backsplash "clean". Order a display from Task Lighting using part number **DIS-VIN-APS2019**. Display size is 6" x 12-1/2"



TandemLED vignette display

Our TandemLED vignette display is a small, compact display board that showcases the difference TandemLED Tunable White Lighting can make in a kitchen. Order a display from Task Lighting using part number **DIS-VIN-TAND2020**. Display size is 6" x 12-1/2"



Earn your rebate in 3 easy steps

- 1 Purchase products**
LED Lighting or Angle Power Strip
- 2 Achieve target purchase amount**
- 3 Receive a full rebate**
on products purchased for display

Display LED Lighting for free in your showroom

Purchase and install any Task Lighting products in a kitchen or closet vignette display in your showroom. Once you hit the predetermined target purchase amount, you receive a full rebate on those products!

As always, products purchased for display in vignettes receive an additional 35% off of dealer price or an additional 25% off displaying dealer price. If you are not aware already, dealers who display Task Lighting in their showroom get an additional 10% off of **ALL** Task Lighting purchases!

This rebate program includes all LED Lighting, Angle Power Strip products, and accessories offered by Task Lighting. Sell these products to earn a rebate that makes your display **FREE**.

You have one year from date of purchase to hit the target purchase amount.*

Rebate Structure

Display Parts Cost	Purchases Within 12 Months to Earn Rebate
\$0 – \$249	\$1,500
\$250 – \$499	\$3,000
\$500 – \$749	\$4,000
\$750 – \$999	\$5,000
\$1,000 – \$1,249	\$6,000
\$1,250 – \$1,500	\$7,000

Item number DISP-LTPWR must be added on any order that qualifies. When you hit your qualifying target purchase amount, you will automatically receive the rebate. It will appear in your statement under the item number REBATES-LTPWR.

*Not hitting the amount in 12 months will forfeit the rebate.

You Buy. You Try. You Decide.

Place a Trial Order for any new-to-you Task Lighting products and try them out. If you're not satisfied we'll take them back. Guaranteed!

How the Trial Order program works

1. Place a Trial Order for any new-to-you Task Lighting products and give them a try. Trial Orders can be combined with a regular order. We pay the freight on Trial Orders.
2. Test the products risk-free.
3. If you're not completely satisfied, call us. We'll give you immediate full credit on the Trial Order purchase. We'll arrange for the products to be picked up later – no need to save the original packaging, ship them back, etc. We make it easy. We would appreciate hearing your observations on the products.



How to order

1. Call **800-445-6404**
2. Use code **TRIAL-TASKLIGHTING** for the Trial Order products

Warranty

Hardware Resources believes in quality, integrity, and reliability. We uphold the highest standards of service and responsibility in the industry.

As such, Hardware Resources warrants all Task Lighting & Task Power products against defects in material and workmanship brought to our attention within FIVE years for Lighting and Power fixtures and THREE years for Task Lighting accessories, after purchase, if the original consumer purchased the products from an authorized distributor of Hardware Resources. Hardware Resources cannot guarantee the quality or condition of products from distributors who do not agree to meet our high standards, and therefore, no warranty is provided for products from unauthorized sellers.

If a defect is found within a certain time-frame (illumLED™ – 5 years, sempriaLED™ – 5 years, TandemLED™ – 5 years, Task Power – 5 years, WAV Smart Control™ – 5 years, Task accessories – 3 years), Task Lighting will send to the original purchaser a new replacement product or component at no charge. If a replacement is no longer available, Task Lighting will offer a replacement fixture or component that is comparable to the original product's purchased price.

This warranty is a warranty of replacement only. Hardware Resources specifically does not warrant removal of the product nor installation of replacement new product. This warranty does not apply when the item has been tampered with, misused, improperly installed (use of incorrect voltage, use of incorrect wire size and type), or damaged through improper cleaning, abuse or accident. This warranty does not apply to slight variation in Kelvin temperature, normal in selection of LED diodes.

In the unlikely event that a defective Task Lighting or Task Power product, or a defective Task Lighting or Task Power accessory product is encountered, please contact Customer Service at 800-445-6404. Please be able to provide a brief description and photographs of the defect.

Eliminate unsightly power outlets with tucked away Angle Power Strip fixtures



Standing in the kitchen, the Angle Power Strip fixture disappears because it is below the cabinet and out of sight.

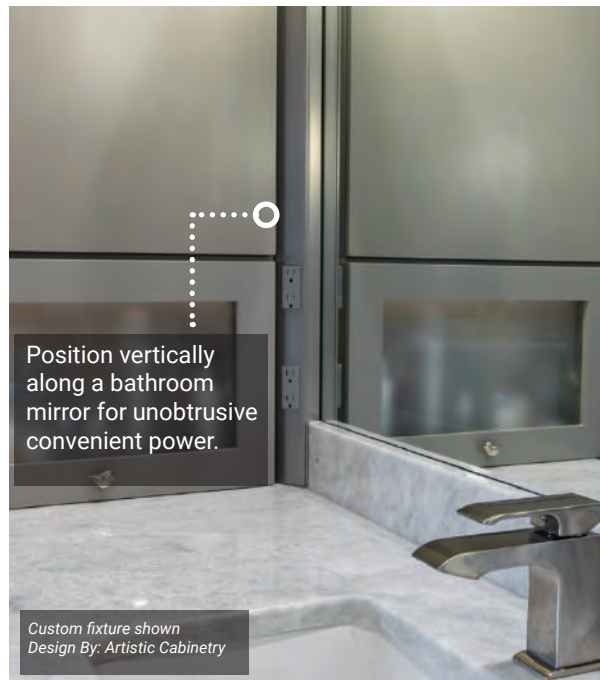
Our patented Angle Power Strip fixtures are designed for convenience, placing "invisible" power outlets where you need them most and tucked out of sight.

*Custom fixture shown
Design By: Artistic Cabinetry*



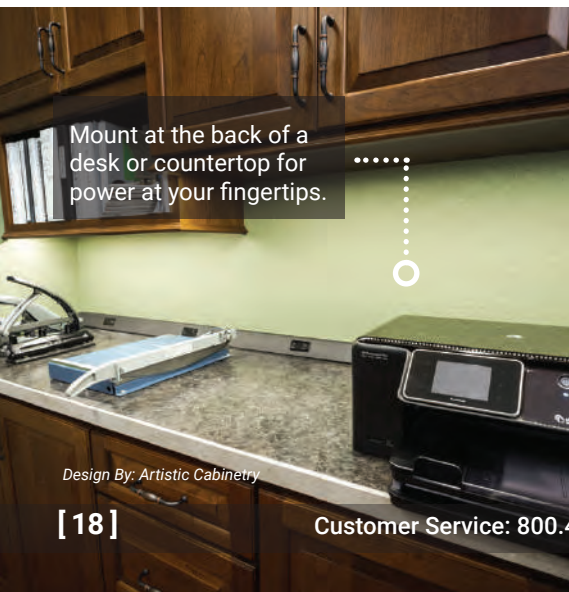
Tucked away electrical power, plus switches to control lighting, garbage disposal.

Design By: Artistic Cabinetry



Position vertically along a bathroom mirror for unobtrusive convenient power.

*Custom fixture shown
Design By: Artistic Cabinetry*



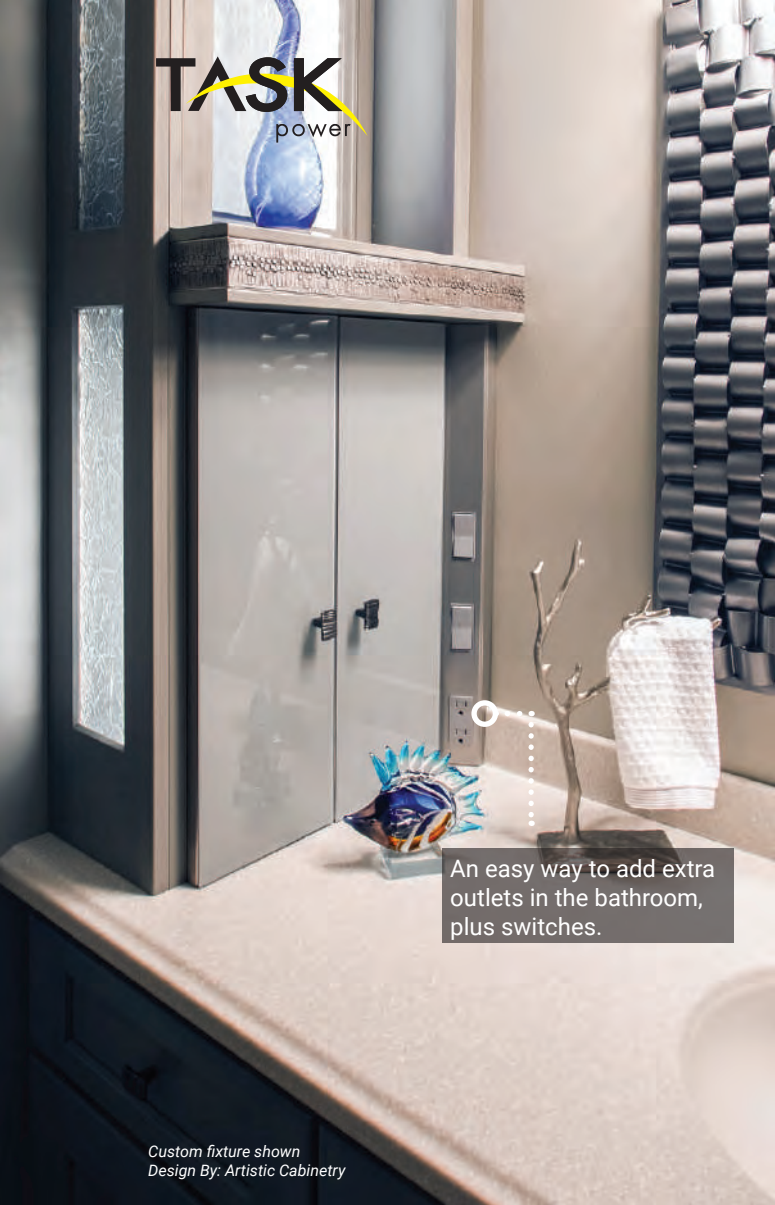
Mount at the back of a desk or countertop for power at your fingertips.

Design By: Artistic Cabinetry



Install under the island countertop for added outlets to plug in devices.

Design By: Artistic Cabinetry



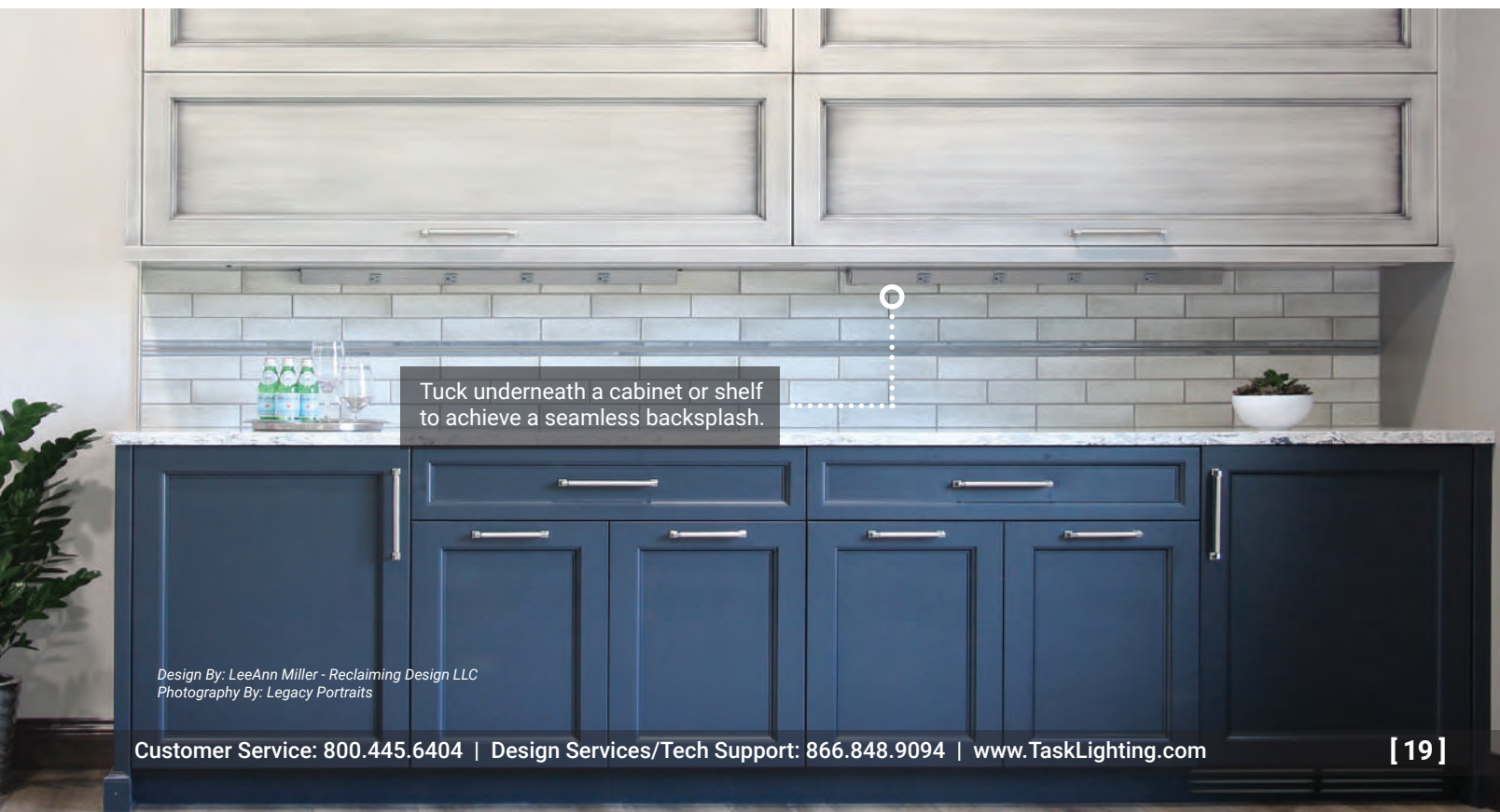
An easy way to add extra outlets in the bathroom, plus switches.

Custom fixture shown
Design By: Artistic Cabinetry



Place under the island countertop for added outlets on the kitchen island.

Design By: McManus Kitchen & Bath




Tuck underneath a cabinet or shelf to achieve a seamless backsplash.

Design By: LeeAnn Miller - Reclaiming Design LLC
Photography By: Legacy Portraits

Angle Power Strip

Power at your fingertips, tucked out of sight



A showroom kitchen

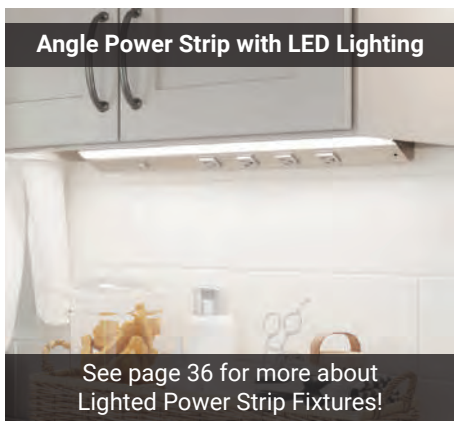


Real kitchen – outlets cut into a backsplash



The better power solution

Preserve the beauty of the backsplash and the island



Angle Power Strip with LED Lighting

See page 36 for more about
Lighted Power Strip Fixtures!



Island with typical power outlet



Island with Angle Power Strip

Made in the U.S.A. • UL Listed • 5 year warranty • 4 finish options
10 standard lengths from 9" to 72" • Add switches, USB charging, custom lengths



Electrical outlets mar the beauty of the backsplash



**PRESERVE THE BEAUTY OF THE BACKSPLASH & ISLAND
WITH HIDDEN POWER**



Island with typical power outlet



Island with Angle Power Strip

Duplex Receptacle (TR Series) Angle Power Strip

Angle Power Strip with 20 amp tamper-resistant duplex receptacles – multiple custom options available

Design By: Artistic Cabinetry

APPLICATIONS

- Kitchens
- Bathrooms
- Offices and computer labs
- Islands
- Shops and garages

FEATURES

- Low profile – 2-1/8"
- 20 amp tamper-resistant duplex receptacles
- Easy installation
- Designer finishes blend with any décor
- Custom options include: USB ports, switches, phone jacks, cable jacks, data ports, HDMI ports, and more (page 24)
- UL Listed

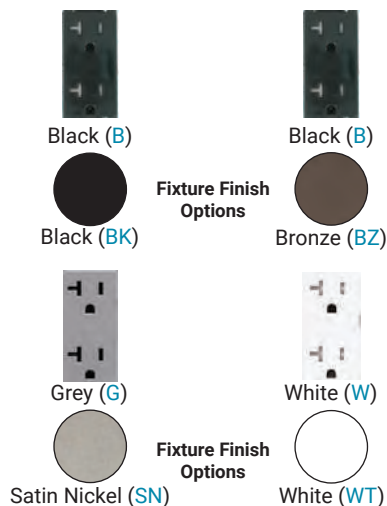
DUPLEX RECEPTACLE (TR SERIES)

Part Number	Length	Number of Duplex Receptacles
TR9-1ColorD-P-Finish	9" (229 mm)	1
TR12-1ColorD-P-Finish	12" (305 mm)	1
TR18-2ColorD-P-Finish	18" (457 mm)	2
TR24-2ColorD-P-Finish	24" (610 mm)	2
TR30-2ColorD-P-Finish	30" (762 mm)	2
TR36-2ColorD-P-Finish	36" (914 mm)	2
TR42-3ColorD-P-Finish	42" (1067 mm)	3
TR48-3ColorD-P-Finish	48" (1219 mm)	3
TR60-4ColorD-P-Finish	60" (1524 mm)	4
TR72-4ColorD-P-Finish	72" (1829 mm)	4

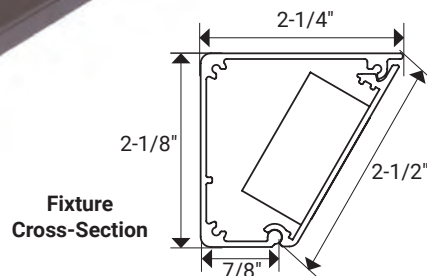
Custom lengths and device placements available. Contact Design Services at 866-848-9094.

See page 35 for determining the part number. **Blue** indicates dealer choice. **Color** indicates receptacle color and **Finish** indicates fixture finish color.

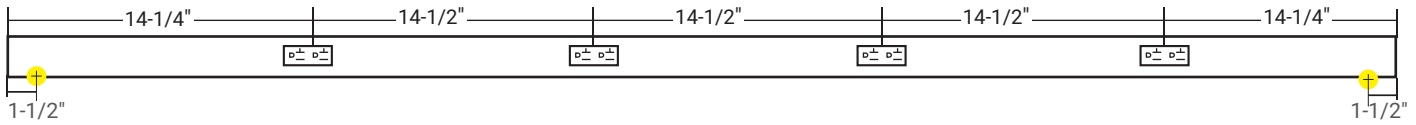
RECEPTACLE COLOR AND FINISH OPTIONS



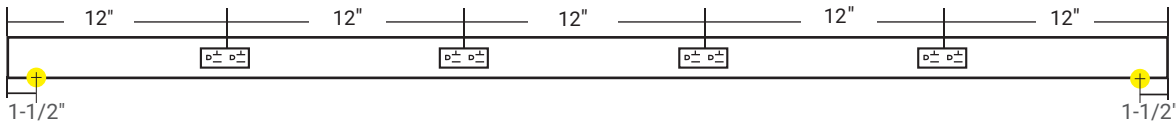
24 in. fixture shown in Bronze with Black receptacles
TR24-2BD-P-BZ



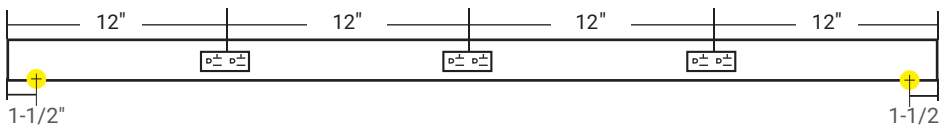
72" Fixture – TR72-4ColorD-P-Finish



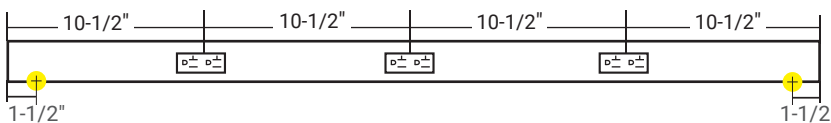
60" Fixture – TR60-4ColorD-P-Finish



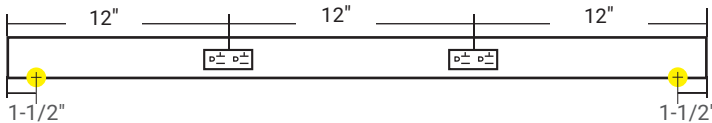
48" Fixture – TR48-3ColorD-P-Finish



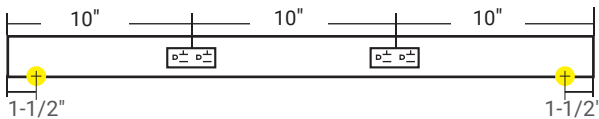
42" Fixture – TR42-3ColorD-P-Finish



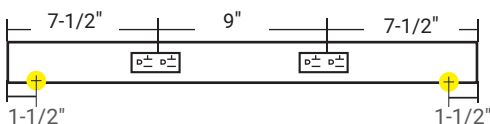
36" Fixture – TR36-2ColorD-P-Finish



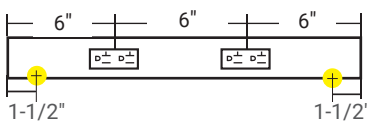
30" Fixture – TR30-2ColorD-P-Finish



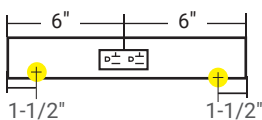
24" Fixture – TR24-2ColorD-P-Finish



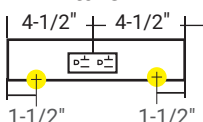
18" Fixture – TR18-2ColorD-P-Finish




12" Fixture – TR12-1ColorD-P-Finish




9" Fixture – TR9-1ColorD-P-Finish



LEGEND

 = Knock-out (all knock-outs are located on the back side of fixture and are 1-1/2" from the end)

 = 20 amp standard duplex receptacle available in Black (B), Grey (G), or White (W)

CUSTOM OPTIONS/DETAILS

- Custom lengths from 7" – 90" (larger sizes will have a seam when assembled)
- Additional devices (page 24)
- Custom location of devices
- Receptacles must be a minimum of 5" apart (on center)
- Receptacles must be a minimum of 3" from the end. **Knockout cannot be behind device**
- 4-1/2" of room suggested for wire entry at knockout location
- Custom charges and additional design limitations may apply – Call Design Services at 866-848-9094 for a quote, lead time, and assistance with your custom order

CUSTOM LENGTHS AND DEVICE OPTIONS

Custom charges and additional design limitations may apply – Call Design Services at **866-848-9094** or e-mail DesignAndSupport@TaskLighting.com for a quote, lead time, and assistance with your custom order

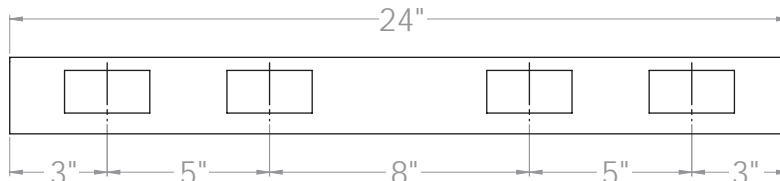
Custom lengths to the 1/16" from 7" – 90" (sizes over 90" available but will have a seam showing)

Additional devices and placement options available

4-1/2" of room suggested for wire entry at knockout location

Receptacles must be placed a minimum of 3" from each end of the fixture to the center of a receptacle and a minimum of 5" apart (from the center of one receptacle to the center of the next)

EXAMPLE FOR RECEPTACLE PLACEMENT



SWITCHES THAT CAN BE ADDED

Part Number	Description	Color
T-T-1Z-WC-RF-Color	TandemLED™ wireless on / off / dimming controller – ONLY compatible with TandemLED™ Lighting products	BK, GR, WT
T-Q-1Z-WC-RF-Color	1-Zone Uno wireless on / off / dimming controller	BK, GR, WT
T-Q-2Z-WC-RF-Color	2-Zone Duo wireless on / off / dimming controller	BK, GR, WT
T-Q-4Z-WC-RF-Color	4-Zone Quattro wireless on / off / dimming controller	BK, GR, WT
T-C-RGBWC-RF-Color	Multi-color RGB wireless on / off / dimming / color changing controller	BK, GR, WT
TRO-SPS-Color	Decora single-pole rocker switch	B, G, W
TRO-SPS-20A-Color	Decora 20 amp single-pole rocker switch	B, G, W
TRO-3WS-Color	Decora 3-way rocker switch	B, G, W
TRO-3WS-20A-Color	Decora 20 amp 3-way rocker switch	B, G, W
TRO-4WS-Color	Decora 4-way rocker switch	B, G, W
TRO-DS-2SPS-Color	Decora double switch	B, G, W
TRO-DS-(2)3WS-Color	Decora double switch with two 3-way	B, W
TRO-DS-1P/3P-Color	Decora double switch with single-pole and 3-way	B, G, W
TRO-TS-3SPS-Color	Decora triple switch with three single-pole switches	B, W



TandemLED™ Controller
T-T-1Z-WC-RF-WT



Uno 1-Zone Controller
T-Q-1Z-WC-RF-WT



Duo 2-Zone Controller
T-Q-2Z-WC-RF-WT



Quattro 4-Zone Controller
T-Q-4Z-WC-RF-WT



Chroma RGB Controller
T-C-RGBWC-RF-WT



TRO-3WS, TRO-4WS,
TRO-SPS



TRO-DS-2SPS,
TRO-DS-(2)3WS,
TRO-DS-1P/3P



TRO-TS-3SPS

RECEPTACLES THAT CAN BE ADDED

Part Number	Description	Color
TRO-15A-REC-Color	15 amp tamper-resistant duplex receptacle	B, G, W
TRO-20A-REC-Color	20 amp tamper-resistant duplex receptacle	B, G, W
TRO-HG-20-REC-Color	20 amp tamper-resistant, hospital grade duplex receptacle. Call for availability on Red (R) and Orange(O)	B, G, W, R, O



TRO-15A-REC



TRO-20A-REC




TRO-HG-20-REC


Color Key:
 B = Black
 G = Grey
 W = White
 R = Red
 O = Orange

RECEPTACLE COMBOS THAT CAN BE ADDED


Part Number	Description	Color
TRO-USB/REC-Color	Combination 2.4 amp USB ports and 15 amp receptacle	B, G, W
TRO-CB-1P/REC-Color	Combination single-pole switch and 15 amp receptacle	B, G, W
TRO-CB-3P/REC-Color	Combination 3-way switch and 15 amp receptacle	B, G, W



TRO-USB/REC




TRO-CB-1P/REC




TRO-CB-3P/REC

DATA CONNECTORS THAT CAN BE ADDED


Part Number	Description	Color
TRO-CJ-Color	Decora style cable jack, "F" style, for 75 Ohm coaxial cable	B, G, W
TRO-PJ-Color	Decora style 6 conductor telephone jack	B, G, W
TRO-HDMI-Color	Decora HDMI port connector	W



TRO-CJ




TRO-PJ




TRO-HDMI

PORT FRAMES THAT CAN BE ADDED


Part Number	Description	Color
TRO-2Port-Color	Decora insert for 2 snap-in connectors for voice, data, & video	B, G, W
TRO-3Port-Color	Decora insert for 3 snap-in connectors for voice, data, & video	B, G, W
TRO-4Port-Color	Decora insert for 4 snap-in connectors for voice, data, & video	B, G, W
TRO-6Port-Color	Decora insert for 6 snap-in connectors for voice, data, & video	B, G, W




TRO-2PORT



TRO-3PORT




TRO-4PORT




TRO-6PORT

SNAP-IN DATA CONNECTORS THAT CAN BE ADDED


Part Number	Description	Color
TRO-CON-Blank-Color	Blank insert used to cover up any unused opening in any port frames	B, G, W
TRO-CON-CAT6-Color	Snap-in data cat6, 8 conductor channel rated connector. 250MHZ	B, G, W
TRO-CON-CJ-Color	Snap-in cable jack	B, G, W
TRO-CON-PJ-8-Color	8 conductor USOC voice grade phone (jack) connector	B, G, W
TRO-CON-HDMI-Color	HDMI feed through quick port connector	B, W




TRO-CON-BLANK




TRO-CON-CAT6



TRO-CON-CJ



TRO-CON-PJ



TRO-CON-HDMI

INTEGRAL POWER SUPPLIES – USE WITH LED LIGHTING

Part Number	Description
TRO-LPV-20W-12V	12V DC 20 watt LED power supply (use with wireless dimming system)
TRO-LPV-35W-12V	12V DC 35 watt LED power supply (use with wireless dimming system)



Color Key:
 B = Black
 G = Grey
 W = White

■ USB Included (TR-USB Series) Angle Power Strip

Angle Power Strip with 20 amp tamper-resistant duplex receptacles and 15 amp USB/Receptacle combo device included for USB charging

Design By: Artistic Cabinetry

APPLICATIONS

- Kitchens
- Bathrooms
- Offices and computer labs
- Islands
- Shops and garages

FEATURES

- Low profile – 2-1/8"
- 20 amp tamper-resistant duplex receptacles
- 15 amp tamper-resistant combo/USB receptacles
- Easy installation
- Designer finishes blend with any décor
- Available in standard fixtures only – for customization, see the TR Series and custom options page 22
- UL Listed

USB INCLUDED TR-USB SERIES

Part Number	Length	Number of Combo/USB Receptacles	Number of Receptacles
TRU9-1ColorD-P-Finish	9" (229 mm)	1	
TRU12-1ColorD-P-Finish	12" (305 mm)	1	
TRU18-2ColorD-P-Finish	18" (457 mm)	1	1
TRU24-2ColorD-P-Finish	24" (610 mm)	1	1
TRU30-2ColorD-P-Finish	30" (762 mm)	1	1
TRU36-2ColorD-P-Finish	36" (914 mm)	1	1
TRU42-3ColorD-P-Finish	42" (1067 mm)	1	2
TRU48-3ColorD-P-Finish	48" (1219 mm)	1	2
TRU60-4ColorD-P-Finish	60" (1524 mm)	1	3
TRU72-4ColorD-P-Finish	72" (1829 mm)	1	3

USB device is always positioned on the left side

See page 35 for determining the part number. *Blue* indicates dealer choice. *Color* indicates receptacle color and *Finish* indicates fixture finish color.

RECEPTACLE COLOR AND FINISH OPTIONS



Black (B)



Black (B)
Bronze (BZ)



Black (BK)




Bronze (BZ)



Grey (G)



White (W)

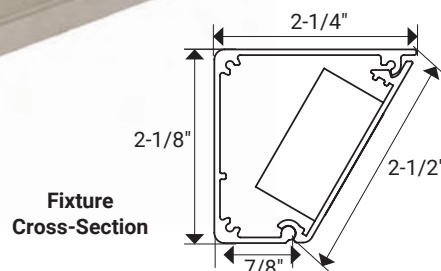


Satin Nickel (SN)

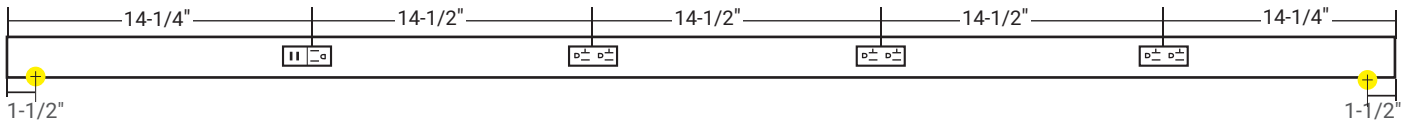


White (WT)

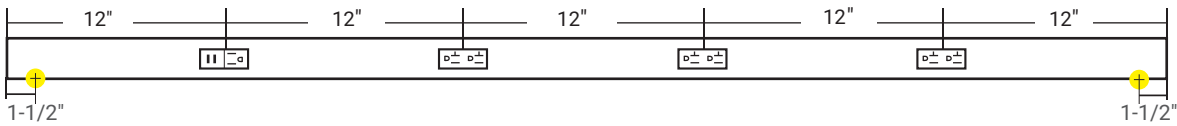
18 in. fixture shown in Satin Nickel with Grey receptacles
TRU18-2GD-P-SN



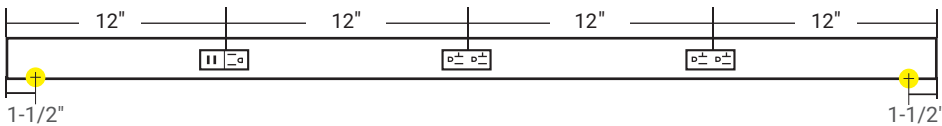
72" Fixture – TRU72-4ColorD-P-Finish



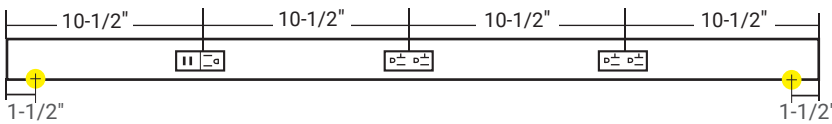
60" Fixture – TRU60-4ColorD-P-Finish



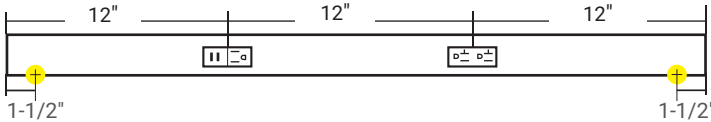
48" Fixture – TRU48-3ColorD-P-Finish



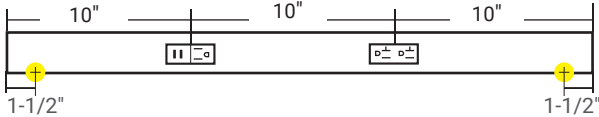
42" Fixture – TRU42-3ColorD-P-Finish



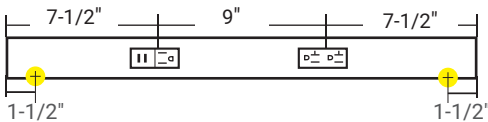
36" Fixture – TRU36-2ColorD-P-Finish



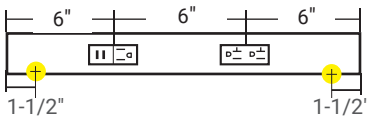
30" Fixture – TRU30-2ColorD-P-Finish



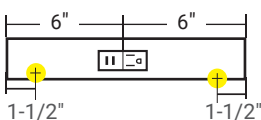
24" Fixture – TRU24-2ColorD-P-Finish



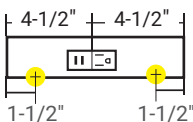
18" Fixture – TRU18-2ColorD-P-Finish






12" Fixture – TRU12-1ColorD-P-Finish



9" Fixture – TRU9-1ColorD-P-Finish



LEGEND

-  = Knock-out (all knock-outs are located on the back side of fixture and are 1-1/2" from the end)
-  = 20 amp standard duplex receptacle available in Black (B), Grey (G), or White (W)
-  = USB/receptacle combo 15 amp standard receptacle available in Black (B), Grey (G), or White (W)

Switch Included (TRS Series) Angle Power Strip

Angle Power Strip with 20 amp tamper-resistant duplex receptacles and 15 amp control switch included for controlling lights and/or garbage disposal

APPLICATIONS

- Kitchens
- Bathrooms
- Offices and computer labs
- Islands
- Shops and garages

FEATURES

- Low profile – 2-1/8"
- 20 amp tamper-resistant duplex receptacles
- 15 amp switch included on each fixture for controlling lights and/or garbage disposal
- Easy installation
- Designer finishes blend with any décor
- Available in standard fixtures only – for customization, see the TR Series and custom options page 22
- UL Listed

RECEPTACLE COLOR, SWITCH COLOR, & FINISH OPTIONS



Black (B)

Black (B)



Fixture Finish Options




Bronze (BZ)



Grey (G)

White (W)



Fixture Finish Options



Satin Nickel (SN)

White (WT)

SWITCH INCLUDED (TRS SERIES)

Part Number	Length	Number of Combo Switch/ Receptacle	Number of Switches	Number of Receptacles
TRS9-1Color-Finish	9" (229 mm)	1	0	0
TRS12-1Color-Finish	12" (305 mm)	1	0	0
TRS18-2Color-Finish-Switch	18" (457 mm)	0	1	1
TRS24-3Color-Finish-Switch	24" (610 mm)	0	1	2
TRS30-3Color-Finish-Switch	30" (762 mm)	0	1	2
TRS36-3Color-Finish-Switch	36" (914 mm)	0	1	2

Switch can be located on Left Side (LS) or Right Side (RS) of 18" – 36" fixtures.

See page 35 for determining the part number. **Blue** indicates dealer choice. **Color** indicates receptacle color, **Finish** indicates fixture finish color, **Switch** indicates placement side of the switch installed.

TRS18-2G-SN-LS (Example part number for 18" TRS with 2 Grey devices (1– Dual single pole switch and 1-20 amp receptacle) with Satin Nickel finish. Dual switch located on the left side of the fixture.

SWITCH DESCRIPTIONS

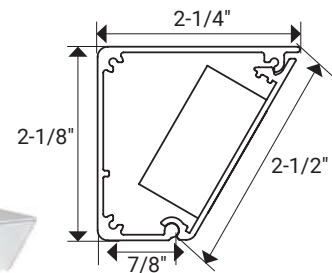
TRO-CB-1P/REC-Color Combination 15 amp single pole switch – 1/2 horsepower at 120 volt AC and 15 amp tamper-resistant receptacle

TRO-DS-2SPS-Color Dual 15 amp single pole switch – 1/2 horsepower at 120 volt AC. 12 amp max shared amperage between the switches.



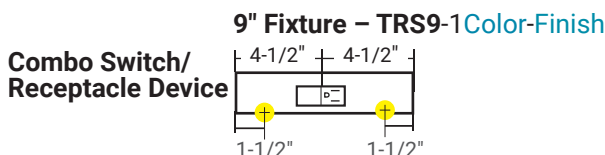
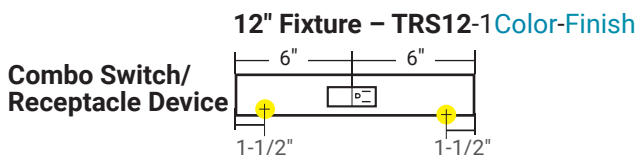
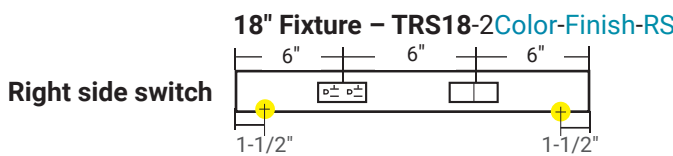
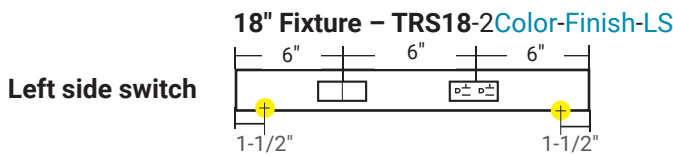
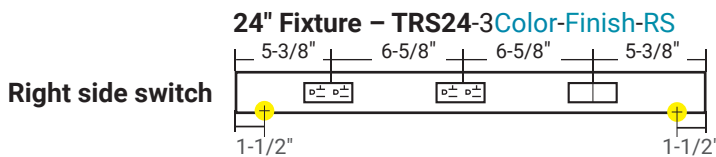
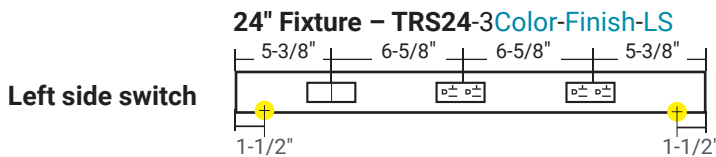
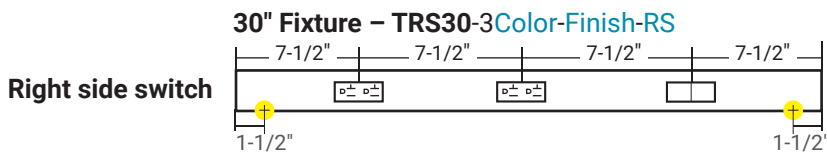
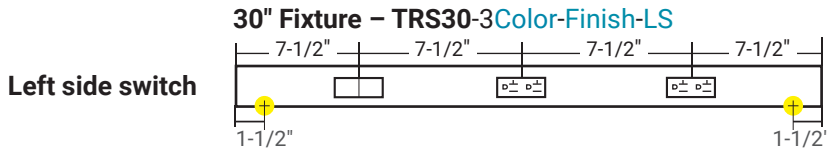
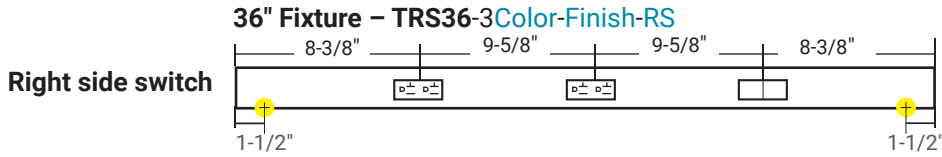
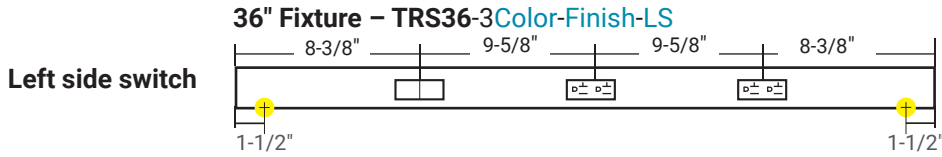
12 in. fixture shown in Satin Nickel with Grey receptacle
TRS12-1G-SN

24 in. fixture shown in White with White receptacles / switch
TRS24-3W-WT-LS



Fixture Cross-Section





LEGEND

= Knock-out (all knock-outs are located on the back side of fixture and are 1-1/2" from the end)

= 20 amp standard duplex receptacle available in Black (B), Grey (G), or White (W)

= Dual single pole switch device 15 amp per switch – 1/2 horsepower at 120 volt AC Switch. 12 amp max shared amperage between switches. Available in Black (B), Grey (G), or White (W)

= Switch/receptacle combo 15 amp standard receptacle single pole switch – 1/2 horsepower at 120 volt AC. Available in Black (B), Grey (G), or White (W)

Slim Profile (APT Series) Angle Power Strip

Angle Power Strip with 15 amp tamper-resistant, single receptacles, slim profile – custom options available

Design By: LeeAnn Miller - Reclaiming Design LLC
Photography by: Legacy Portraits

APPLICATIONS

- Kitchens
- Bathrooms
- Offices and computer labs
- Islands
- Shops and garages

FEATURES

- Slim profile – 1-1/2"
- 15 amp tamper-resistant single receptacles
- Easy installation
- Designer finishes blend with any décor
- Custom options include: switches, additional receptacles, and length
- UL Listed

RECEPTACLE COLOR AND FINISH OPTIONS



Black (B)



Black (B)



Black (BK)

Fixture Finish Options



Bronze (BZ)



Grey (G)



White (W)



Satin Nickel (SN)

Fixture Finish Options



White (WT)

SLIM PROFILE (APT SERIES)

Part Number	Length	Number of Receptacles
APT9-2Color-P-Finish-*Position	9" (229 mm)	2
APT12-2Color-P-Finish-*Position	12" (305 mm)	2
APT18-3Color-P-Finish-*Position	18" (457 mm)	3
APT24-4Color-P-Finish	24" (610 mm)	4
APT30-4Color-P-Finish	30" (762 mm)	4
APT36-4Color-P-Finish	36" (914 mm)	4
APT42-5Color-P-Finish	42" (1067 mm)	5
APT48-5Color-P-Finish	48" (1219 mm)	5
APT60-7Color-P-Finish	60" (1524 mm)	7
APT72-8Color-P-Finish	72" (1829 mm)	8

Custom lengths and receptacle placements available. Optional rocker switch placement available. Contact Design Services at 866-848-9094

*Position indicates Left (L) or Right (R) side wire entry

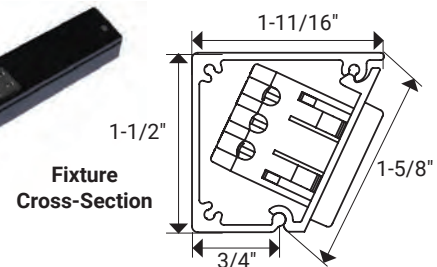
See page 35 for determining the part number. **Blue** indicates dealer choice. **Color** indicates receptacle color and **Finish** indicates fixture finish color.

CUSTOM OPTIONS

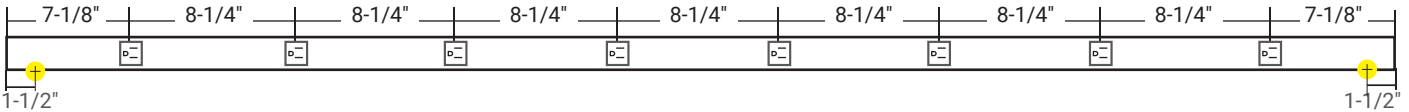
APS-Switch-Color Rocker Switch. Available in Black (B), Grey (G), or White (W)

APT-R-Color-15A 15 amp tamper-resistant receptacle. Available in Black (B), Grey (G), or White (W)

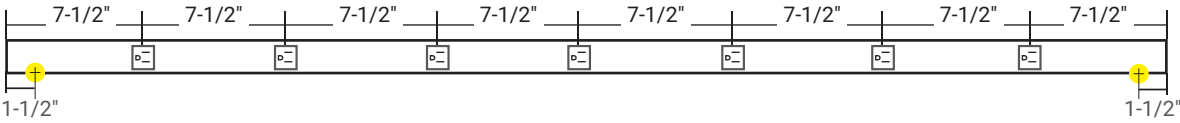
24 in. fixture shown in Black with Black receptacles
APT24-4B-P-BK



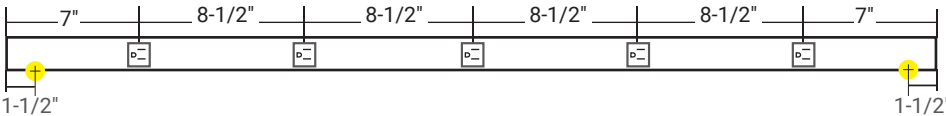
72" Fixture – APT72-8Color-P-Finish



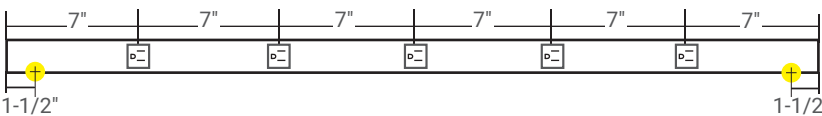
60" Fixture – APT60-7Color-P-Finish



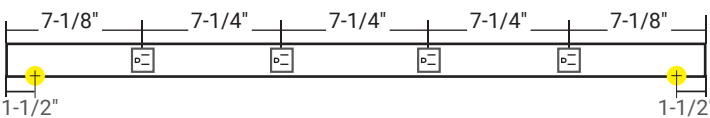
48" Fixture – APT48-5Color-P-Finish



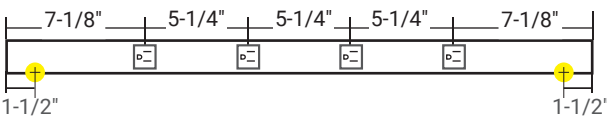
42" Fixture – APT42-5Color-P-Finish



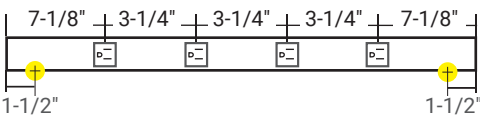
36" Fixture – APT36-4Color-P-Finish




30" Fixture – APT30-4Color-P-Finish




24" Fixture – APT24-4Color-P-Finish



LEGEND

 = 15 amp receptacle available in Black (B), Grey (G), or White (W)

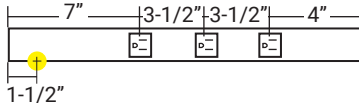
 = Knock-out (all knock-outs are located on the back side of fixture and are 1-1/2" from the end)

CUSTOM OPTIONS/DETAILS

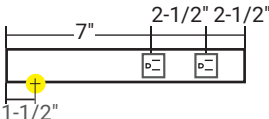
- Custom lengths from 6" – 90" (larger sizes will have a seam when assembled)
- 120 volt integral switch (available in Black, Grey, or White)
- Additional receptacles
- Custom receptacle/switch placement
- Receptacles must be a minimum of 1-1/2" apart (on center)
- Receptacles must be a minimum of 1" from the end. (Requires wire entry at opposite end of fixture) **Knockout cannot be behind device**
- 4-1/2" of room suggested for wire entry at knockout location
- Custom charges and additional design limitations may apply – Call Design Services at 866-848-9094 for a quote, lead time, and assistance with your custom order

LEFT SIDE WIRE ENTRY

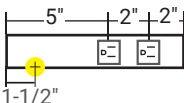
18" Fixture APT18-3Color-P-Finish-L



12" Fixture APT12-2Color-P-Finish-L

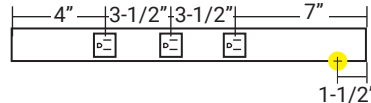


9" Fixture APT9-2Color-P-Finish-L

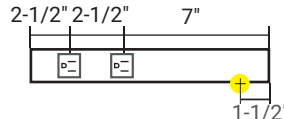


RIGHT SIDE WIRE ENTRY

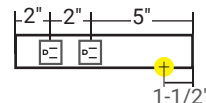
18" Fixture APT18-3Color-P-Finish-R



12" Fixture APT12-2Color-P-Finish-R



9" Fixture APT9-2Color-P-Finish-R





Design By: Artistic Cabinetry

Looking for an Angle Power Strip?

This selection guide will walk through how to select an Angle Power Strip perfect for any job. Don't see what you're looking for in the standard options? Contact Design Services at **866-848-9094** or e-mail **DesignAndSupport@TaskLighting.com** for help on customizing a Slim Profile (APT Series) or Duplex Receptacle (TR Series) Angle Power Strip.

STEP 1

Do you want Single or Duplex Receptacles?

Single Receptacle

APT Series

- Slim profile
- Multiple standard lengths and 15 amp receptacles
- Customize fixture with additional receptacles and switches, custom lengths, and receptacle/switch placement – call Design Services at 866-848-9094 for custom orders



15 Amp Single Receptacle

Duplex Receptacle

TR Series

- Multiple standard lengths and 20 amp receptacles
- Customize fixture with additional 20 amp receptacles and switches, custom lengths, receptacle/switch placement, and more (see page 24 for more options) – call Design Services at 866-848-9094 for custom orders



20 Amp Duplex Receptacle

TR-USB Series

- Available in standard fixtures only – for customization, see the TR Series and custom options on page 22
- 1 – 15 amp USB/receptacle combo located on left side
- Duplex receptacle quantity and placement determined by length of fixture



15 Amp USB/Receptacle Combo



20 Amp Duplex Receptacle

TRS Series

- Available in standard fixtures only – for customization, see the TR Series and custom options on page 22
- 1 – 15 amp switch receptacle combo in 9" and 12" fixtures
- 1 – 15 amp dual switch device in 18" – 36" fixtures Select right or left side for switch location
- Duplex receptacle quantity and placement determined by length of fixture



15 Amp Switch/Receptacle Combo



15 Amp Dual Switch



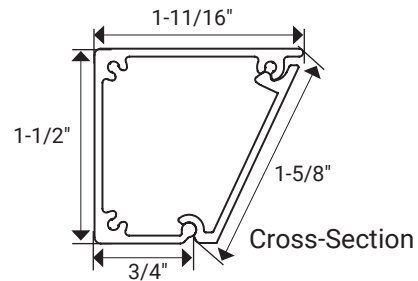
20 Amp Duplex Receptacle

STEP 2

Select the desired standard length for the fixture

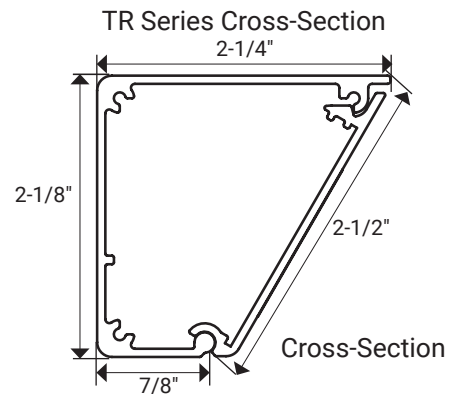
APT Series

- 9" (229 mm) **APT9-2Color-P-Finish-Position***
 - 12" (305 mm) **APT12-2Color-P-Finish-Position***
 - 18" (457 mm) **APT18-3Color-P-Finish-Position***
 - 24" (610 mm) **APT24-4Color-P-Finish**
 - 30" (762 mm) **APT30-4Color-P-Finish**
 - 36" (914 mm) **APT36-4Color-P-Finish**
 - 42" (1067 mm) **APT42-5Color-P-Finish**
 - 48" (1219 mm) **APT48-5Color-P-Finish**
 - 60" (1524 mm) **APT60-7Color-P-Finish**
 - 72" (1829 mm) **APT72-8Color-P-Finish**
- *Position indicates Left (L) or Right (R) side wire entry**



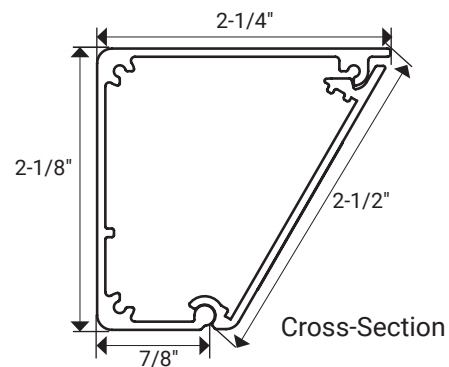
TR Series

- 9" (229 mm) **TR9-1ColorD-P-Finish**
- 12" (305 mm) **TR12-1ColorD-P-Finish**
- 18" (457 mm) **TR18-2ColorD-P-Finish**
- 24" (610 mm) **TR24-2ColorD-P-Finish**
- 30" (762 mm) **TR30-2ColorD-P-Finish**
- 36" (914 mm) **TR36-2ColorD-P-Finish**
- 42" (1067 mm) **TR42-3ColorD-P-Finish**
- 48" (1219 mm) **TR48-3ColorD-P-Finish**
- 60" (1524 mm) **TR60-4ColorD-P-Finish**
- 72" (1829 mm) **TR72-4ColorD-P-Finish**



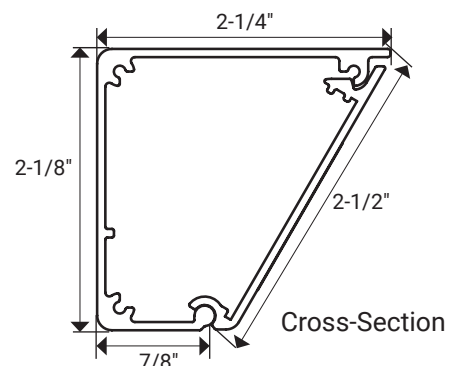
TR-USB Series

- 9" (229 mm) **TRU9-1ColorD-P-Finish**
- 12" (305 mm) **TRU12-1ColorD-P-Finish**
- 18" (457 mm) **TRU18-2ColorD-P-Finish**
- 24" (610 mm) **TRU24-2ColorD-P-Finish**
- 30" (762 mm) **TRU30-2ColorD-P-Finish**
- 36" (914 mm) **TRU36-2ColorD-P-Finish**
- 42" (1067 mm) **TRU42-3ColorD-P-Finish**
- 48" (1219 mm) **TRU48-3ColorD-P-Finish**
- 60" (1524 mm) **TRU60-4ColorD-P-Finish**
- 72" (1829 mm) **TRU72-4ColorD-P-Finish**



TRS Series

- 9" (229 mm) **TRS9-1Color-Finish**
 - 12" (305 mm) **TRS12-1Color-Finish**
 - 18" (457 mm) **TRS18-2Color-Finish-Switch***
 - 24" (610 mm) **TRS24-3Color-Finish-Switch***
 - 30" (762 mm) **TRS30-3Color-Finish-Switch***
 - 36" (914 mm) **TRS36-3Color-Finish-Switch***
- *Switch indicates Left Side (LS) or Right Side (RS) switch location**



STEP 3 Select the Finish Option with coordinating receptacle color

Things to keep in mind when selecting a finish: Blend with backsplash color to reduce fixture visibility, coordinate with cabinet color, or match nearby hardware.

APT Series

Finish options with coordinating receptacle color (24" fixture shown)

NOTE: If a different finish / receptacle color pairing is desired, call Design Services at 866-848-9094.



TR Series

Finish options with coordinating receptacle color (24" fixture shown)

NOTE: If a different finish / receptacle color pairing is desired, call Design Services at 866-848-9094.



TR-USB Series

Finish options with coordinating USB/receptacle color (24" fixture shown)

NOTE: If a different finish / receptacle color pairing is desired, call Design Services at 866-848-9094.



TRS Series

Finish options with coordinating switch/receptacle color (24" fixture shown with Left Side Switch)

NOTE: If a different finish / receptacle color pairing is desired, call Design Services at 866-848-9094.



Below are examples of Angle Power Strip part numbers. Dealer choices, described in Steps 1-3, are indicated in blue. Coordinating receptacle color must match fixture finish in Step 3, otherwise it is a custom fixture.

EXAMPLE APT PART NUMBER

APT Series	Number of Receptacles	Powder Coat	Left Side Wire Entry (select for 18" lengths and under)
↓	↓	↓	↓
A P T 9	- 2	W	- P - W T - L
↑	↑	↑	↑
Select Fixture Size	Coordinating Receptacle Color	Select Fixture Finish	



EXAMPLE TR PART NUMBER

TR Series	Number of Receptacles	Powder Coat	
↓	↓	↓	
T R 3 6	- 2	G D	- P - S N
↑	↑	↑	↑
Select Fixture Size	Coordinating Duplex Receptacle Color	Select Fixture Finish	



EXAMPLE TR-USB PART NUMBER

TR-USB Series	Number of Receptacles	Powder Coat	
↓	↓	↓	
T R U 1 8	- 2	B D	- P - B Z
↑	↑	↑	↑
Select Fixture Size	Coordinating Duplex Receptacle and USB/ Receptacle Color	Select Fixture Finish	

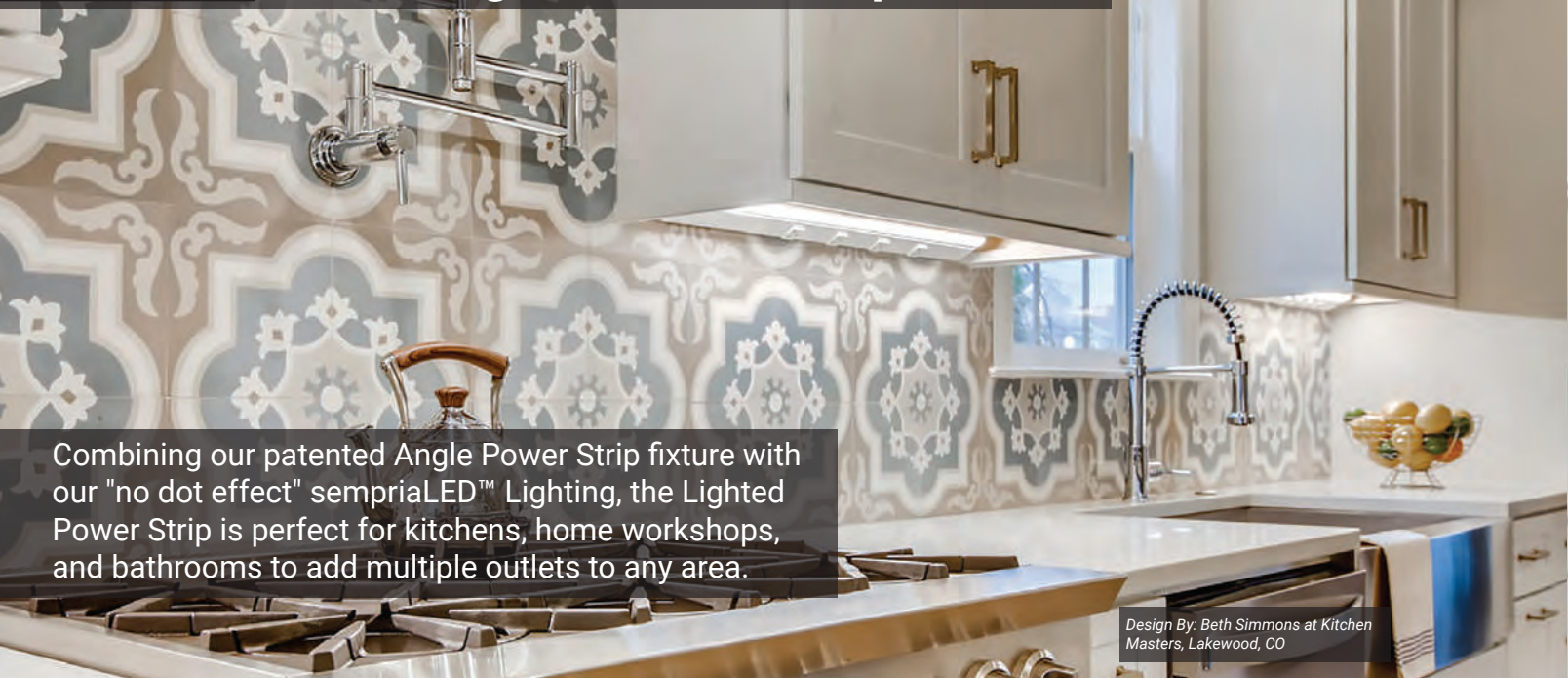


EXAMPLE TRS PART NUMBER

TRS Series	Number of Receptacles	Select Fixture Finish	
↓	↓	↓	
T R S 2 4	- 3	B	- B K - L S
↑	↑	↑	↑
Select Fixture Size	Coordinating Duplex Receptacle and Switch Color	Select Switch Location	



Lighting and power made easy with Lighted Power Strip fixtures



Combining our patented Angle Power Strip fixture with our "no dot effect" sempriaLED™ Lighting, the Lighted Power Strip is perfect for kitchens, home workshops, and bathrooms to add multiple outlets to any area.

Design By: Beth Simmons at Kitchen Masters, Lakewood, CO




Highlight Beauty. Hide Power.

Add a Lighted Power Strip tucked up underneath a cabinet to eliminate unsightly power outlets in a beautiful backsplash and illuminate the countertop.

Power at your fingertips

Install a Lighted Power Strip under a shelf in the garage to give workspaces adequate lighting and power.






Design By: McManus Kitchen & Bath

Conveniently Designed

The patented angle design allows for easy access to the power outlets while keeping the outlets and lighting nicely hidden from sight.



Design By: Designs by Ebony LLC



Perfect Direct Replacement

Use the Lighted Power Strip (DV Series) with a built-in power supply as an easy direct replacement for stand-alone fluorescent lighting.

LED Lighted Power Strip – DV Series

High light output – 400 lumens per foot

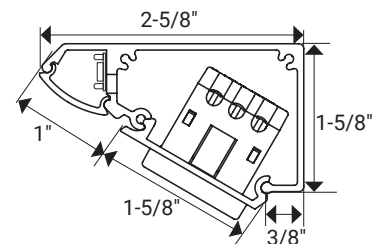
Tamper-resistant, slim profile Angle Power Strip with **Built-in Power Supply** and sempriaLED™ Lighting with a rigid LED board for "no dot" effect

4 WATTS PER FOOT

Part Number	Length	Total Watts	Number of Receptacles	Lumens
LP10QD2NDColorFinishTemp	10-1/2" (267 mm)	2	1	200
LP12QD4NDColorFinishTemp	12-1/2" (317 mm)	4	2	400
LP18QD6NDColorFinishTemp	18-1/2" (470 mm)	6	2	600
LP24QD8NDColorFinishTemp	24-1/2" (622 mm)	8	4	800
LP30QD10NDColorFinishTemp	30-1/2" (775 mm)	10	4	1000
LP36QD12NDColorFinishTemp	36-1/2" (927 mm)	12	4	1200

See page 47 for determining the part number. **Blue** indicates dealer choice.
Color indicates receptacle color, **Finish** indicates fixture finish color, and **Temp** indicates Kelvin Temperature

24-1/2 in. fixture shown in Satin Nickel
with Grey receptacles and Grey switch
LP24QD8NDGSN30



Fixture
Cross-Section

APPLICATIONS

- Under cabinet
- Under fixed shelving
- Office cubicles
- Shops and garages
- Bathrooms

FEATURES

- Built-in power supply – direct replacement for a stand-alone fluorescent light
- Available in standard fixtures only
- High light output –400 lumens per foot
- 4 watts per foot (1/4 watt LEDs)
- 90 CRI (Color Rendering Index)
- 15 amp tamper-resistant single receptacles
- Rocker switch included (Black, Grey, or White)
- Dimming requires a dedicated circuit for the lighting for "no dot" effect
- Fully assembled fixture with frosted, light-diffusing lens
- No Ultraviolet (UV) or Infrared (IR)
- 50,000 hour LED life at 70% lumen maintenance
- UL Listed

RECEPTACLE COLOR AND FINISH OPTIONS



Black (B)



Black (BK)



Black (B)



Bronze (BZ)



Grey (G)



Satin Nickel (SN)



White (W)



White (WT)

KELVIN TEMPERATURE OPTIONS

- 2700K (27) – Warm White
- 4000K (40) – Cool White
- 3000K (30) – Soft White
- 5000K (50) – Daylight White

LED SPECIFICATIONS

LED Beam Angle 120°

LED Board

6" or 12" **NOTE:** 10-1/2" fixtures will have LED board placed in the center of fixture

COMPATIBLE DIMMING SYSTEM

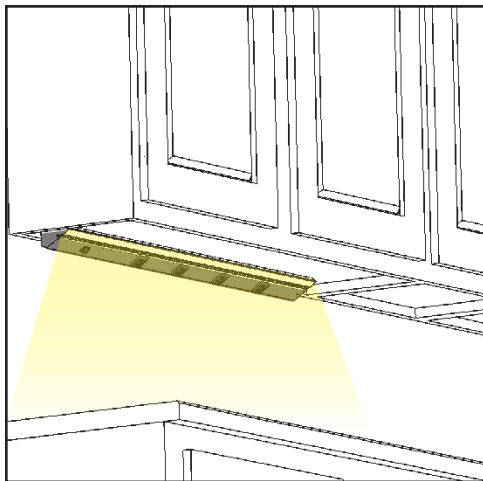
DVELV-300P-Color

300W Diva slide dimmer – the Lighted Power Strip DV Series is **ONLY** compatible with an *electronic low voltage dimmer*

WAV SMART AC/AC 120V RECEIVER

T-WAV-AC120V-R

A 120V Smart Receiver to install behind a wall switch to make the Lighted Power Strip DV Series Smart Home compatible



Mount at back of cabinet



A view looking up shows the neatly tucked up Lighted Power Strip hidden underneath the cabinet
Design By: Designs by Ebony, LLC

LED Lighted Power Strip – RM Series

Higher light output – 600 lumens per foot

Tamper-resistant slim profile Angle Power Strip with **Remote Power Supply** and sempriaLED™ Lighting with a rigid LED board for "no dot" effect

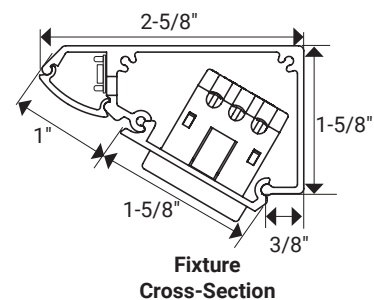
6 WATTS PER FOOT

Part Number	Length	Total Watts	Number of Receptacles	Lumens
LP10HR3NDColorFinishTemp	10-1/2" (267 mm)	3	1	300
LP12HR6NDColorFinishTemp	12-1/2" (317 mm)	6	2	600
LP18HR9NDColorFinishTemp	18-1/2" (470 mm)	9	2	900
LP24HR12NDColorFinishTemp	24-1/2" (622 mm)	12	4	1200
LP30HR15NDColorFinishTemp	30-1/2" (775 mm)	15	4	1500
LP36HR18NDColorFinishTemp	36-1/2" (927 mm)	18	4	1800
LP42HR21NDColorFinishTemp	42-1/2" (1080 mm)	21	5	2100
LP48HR24NDColorFinishTemp	48-1/2" (1232 mm)	24	5	2400
LP60HR30NDColorFinishTemp	60-1/2" (1537 mm)	30	7	3000
LP72HR36NDColorFinishTemp	72-1/2" (1842 mm)	36	8	3600

See page 47 for determining the part number. **Blue** indicates dealer choice.

Color indicates receptacle color, **Finish** indicates fixture finish color, and **Temp** indicates Kelvin Temperature

24-1/2 in. fixture shown in Bronze
LP24HR12NDBBZ30



APPLICATIONS

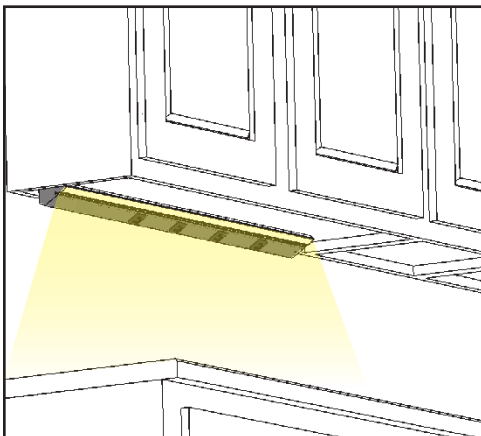
- Under cabinet
- Under fixed shelving
- Office cubicles
- Shops and garages
- Bathrooms

FEATURES

- Remote power supply (order separately) – power multiple fixtures with one power supply, reduces total cost
- Higher light output – 600 lumens per foot
- 6 watts per foot (1/2 watt LEDs)
- 90 CRI (Color Rendering Index)
- 15 amp tamper-resistant single receptacles
- Rocker switch available as custom option (Black, Grey, or White)
- Dimming requires a dedicated circuit for the lighting
- Fully assembled fixture with frosted, light-diffusing lens for "no dot" effect
- No Ultraviolet (UV) or Infrared (IR)
- 50,000 hour LED life at 70% lumen maintenance
- UL Listed

KELVIN TEMPERATURE OPTIONS

- 2700K (27) – Warm White
- 3000K (30) – Soft White
- 4000K (40) – Cool White
- 5000K (50) – Daylight White



Mount at back of cabinet

RECEPTACLE COLOR AND FINISH OPTIONS



Black (B)



Black (B)



Grey (G)



White (W)



Black (BK)



Bronze (BZ)



Satin Nickel (SN)



White (WT)

LED SPECIFICATIONS

LED Beam Angle 120°

LED Board 6" or 12" **NOTE:** 10-1/2" fixtures will have LED board placed in the center of fixture

CUSTOM OPTIONS FOR RM SERIES

APT-R-Color-15A 15 amp tamper-resistant receptacles to add to custom fixtures. Available in Black (B), Grey (G), or White (W)

APS-Switch-Color Rocker switch available in Black (B), Grey (G), or White (W)

COMPATIBLE DIMMING SYSTEMS

See page 42

POWER SUPPLIES

NOTE: This product requires a 12V DC power supply

See page 42

OPTIONAL INSTALLATION COMPONENTS FOR LIGHTING

T-CW20G-SOL-25 25 foot spool of 20/2 AWG solid wire

T-CW20G-SOL-50 50 foot spool of 20/2 AWG solid wire

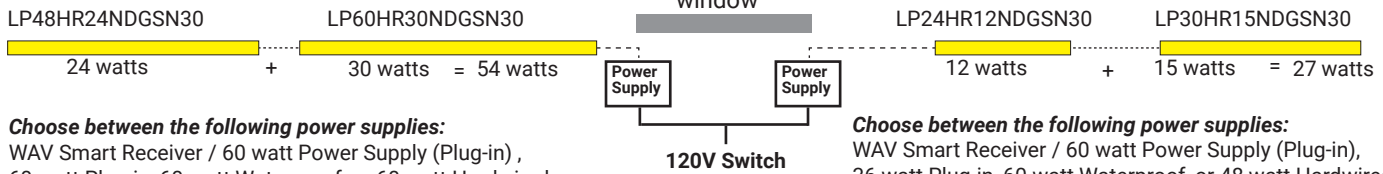
T-CW20G-SOL-1 20/2 AWG solid wire. Specify the number of feet needed when ordering. Sold per foot. Must order a minimum of 2 ft.



Design By: Beth Simmons at Kitchen Masters, Lakewood, CO

1. Refer to the RM Series Total Watts column on page 40 for the wattage load of each fixture
2. Add together the total watts for all fixtures to be controlled by the power supply
3. Select the power supply with wattage capacity equal to or higher than the load – do not overload power supplies
4. One dimmer may control multiple power supplies if desired.

Example:



Choose between the following power supplies:

WAV Smart Receiver / 60 watt Power Supply (Plug-in),
60 watt Plug-in, 60 watt Waterproof, or 60 watt Hardwired

Choose between the following power supplies:

WAV Smart Receiver / 60 watt Power Supply (Plug-in),
36 watt Plug-in, 60 watt Waterproof, or 48 watt Hardwired

If you are looking for wireless dimming

Skip to the next page if using a wired wall dimmer

Wireless dimming is often used when running new wire behind the walls is challenging. A dimming receiver is wired between the power supply and the lights and it sends signals through RF (Radio Frequency) to the controller – no wires are required. The controller may be used like a remote control, or housed in a standard wall box with cover plate, or mounted on the wall with or without a decora plate cover, or mounted under a cabinet, or located inside our TR Series Angle Power Strip.

Power Supplies for Wireless Dimming System

Plug-in and Waterproof Power Supplies

The Task Lighting plug-in and waterproof power supplies, and the WAV Smart Receiver / 60 watt Power Supply (plug-in), are compatible with the Uno 1-Zone, Duo 2-Zone, Quattro 4-Zone, and WAV Smart Control™ wireless dimming systems. The 12 volt power supplies 60 watts and under are compliant with NEC Class 2 requirements for residential use.

WAV Smart Receiver / 60 watt Power Supply (Plug-in)



T-TWAV-60W-PSR
60 watt

Pro Tip!

Use watts per foot multiplied by the length of your lighting run to determine what size of power supply is needed for your job.

Plug-In Constant Voltage Power Supplies



T-12W-12V-PI
12 watt



T-24W-12V-PI
24 watt



T-36W-12V-PI
36 watt



T-60W-12V-PI
60 watt



T-96W-12V-PI
96 watt



T-120W-12V-PI
120 watt

Hardwired Waterproof Constant Voltage Power Supplies



T-60W-12-WP-HW
60 watt



T-150W-12-WP-HW
150 watt

Wireless Dimming Systems

The LED receivers allow you to control different zones of lighting using the Lighted Power Strip RM Series independently or in a group. Use with the wireless controller options below. Follow the Zoning Guide on page 96 for more information on Zoning with wireless controllers.

Each wireless controller allows you to turn lights on / off / and dim the lights. Use with T-Q-WR96 receiver or T-Q-WR240 receiver to control lights with only the wireless controller and no smart device options. Pair with the WAV Smart Receiver (T-TWAV-WR-120) or WAV Smart Receiver / 60 watt Power Supply (plug-in) (T-TWAV-60W-PSR) to control lights with a wireless controller, paired to a Smart Home hub for voice control, or use the smart home hub app. Available in Almond (AL), Black (BK), Brown (BR), Grey (GR), or White (WT). Smart Home hub not included.



T-Q-WR96



T-Q-WR240



T-TWAV-WR-120



T-TWAV-60W-PSR



Uno 1-Zone LED Controller

The Uno 1-Zone LED controller. Allows you to control 1 zone of lights.



Duo 2-Zone LED Controller

The Duo 2-Zone LED controller. Allows you to control 2 zones of lights.



Quattro 4-Zone LED Controller

The Quattro 4-Zone LED controller. Allows you to control up to 4 zones of lights.

If you are using a standard 120V AC hardwired wall dimmer

Hardwired wall dimmers are typically used for new construction or remodeling jobs where the walls are open for wiring. They are installed in a single gang box or may be ganged with other switches.

Power Supplies for Standard Wall Dimmers

The DT Series Task Lighting Hardwired Power Supplies are compatible with 120V AC magnetic dimmer switches. Any power supplies over 60 watts are UL Listed for commercial use only and are not UL Class 2 Listed for residential use.



T-DT24W-12V-HW
24 watt



T-DT48W-12V-HW
48 watt



T-DT60W-12V-HW
60 watt



T-DT120W-12V-HW
120 watt

120V AC Magnetic Dimmer

Single-Pole Magnetic Low Voltage Dimmer (DVLV-600P)

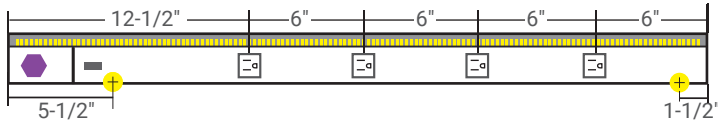
A single switch used to turn on / off / and dim lighting. Multiple power supplies may be controlled by one switch. Available in Almond (AL) Black (BK), Brown (BR), Grey (GR), and White (WT).



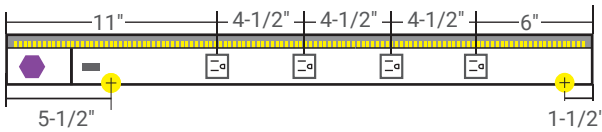
DVLV-600P-WT

WITH BUILT-IN power supply and switch – High light output – 4 watts per foot

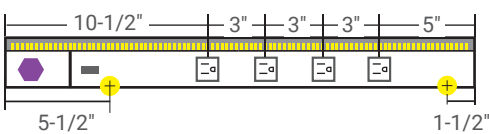
36-1/2" Fixture – LP36QD12NDColorFinishTemp



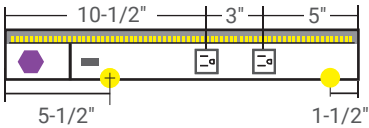
30-1/2" Fixture – LP30QD10NDColorFinishTemp



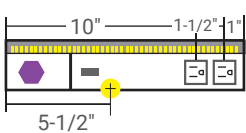
24-1/2" Fixture – LP24QD8NDColorFinishTemp



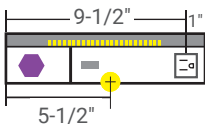
18-1/2" Fixture – LP18QD6NDColorFinishTemp



12-1/2" Fixture – LP12QD4NDColorFinishTemp



10-1/2" Fixture – LP10QDV2ColorFinishTemp



NOTE: 6" LED board is mounted in center of 10-1/2" fixture

LEGEND

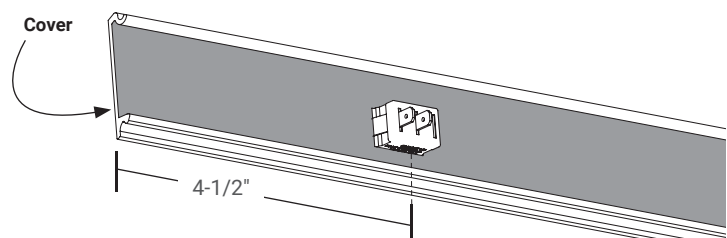
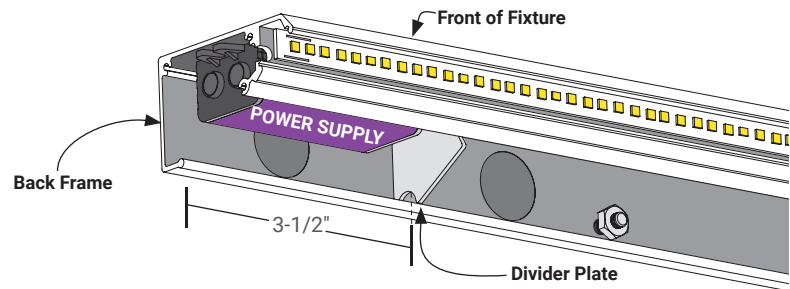
= 15 amp receptacle available in Black (B), Grey (G), or White (W)

= Switch (Available in Black, Grey, or White – 4-1/2" from left side)

= Divider Plate (Low Voltage)

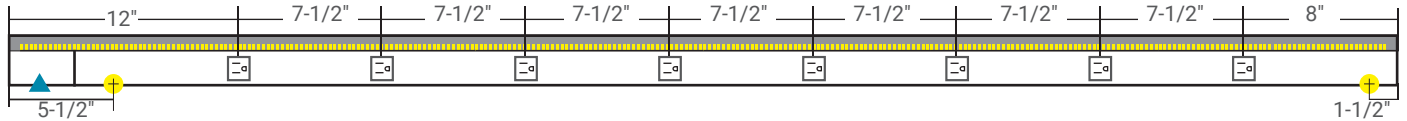
= Power Supply

= Knock-out (1-1/2" from right side – 5-1/2" from left side) located on back frame

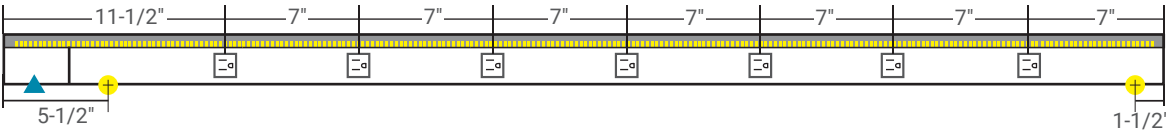


WITHOUT BUILT-IN power supply – Higher light output – 6 watts per foot

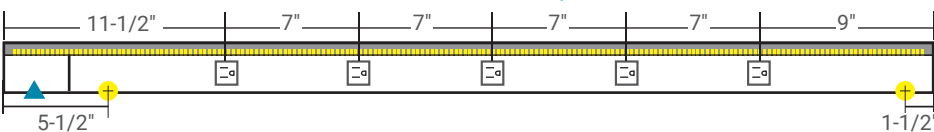
72-1/2" Fixture – LP72HR36ND Color Finish Temp



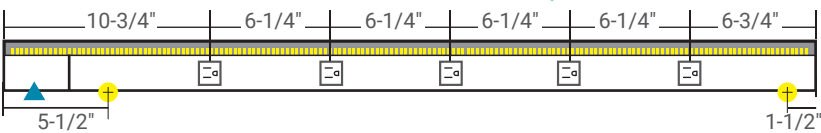
60-1/2" Fixture – LP60HR30ND Color Finish Temp



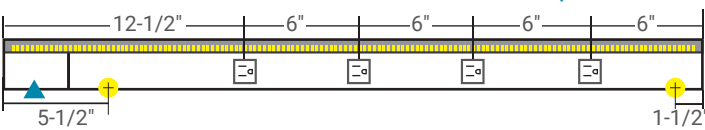
48-1/2" Fixture – LP48HR24ND Color Finish Temp



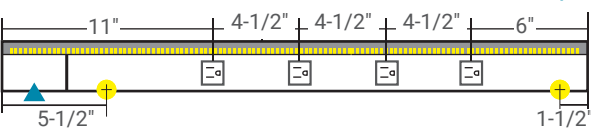
42-12" Fixture – LP42HR21ND Color Finish Temp



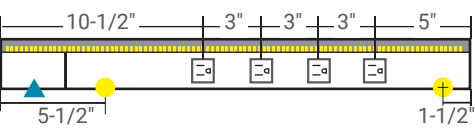
36-1/2" Fixture – LP36HR18ND Color Finish Temp



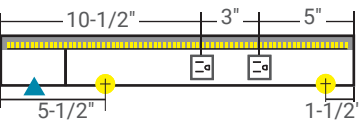
30-1/2" Fixture – LP30HR15ND Color Finish Temp



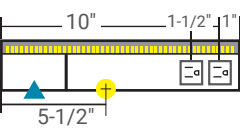
24-1/2" Fixture – LP24HR12ND Color Finish Temp



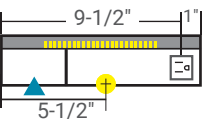
18-1/2" Fixture – LP18HR9ND Color Finish Temp



12-1/2" Fixture – LP12HRM6ND Color Finish Temp







10-1/2" Fixture – LP10HR3ND Color Finish Temp



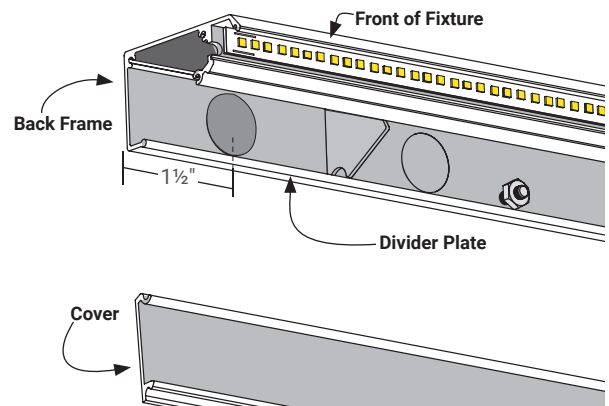
NOTE: 6" LED board is mounted in center of 10-1/2" fixture

LEGEND

-  = 15 amp receptacle available in Black (B), Grey (G), or White (W)
-  = Divider Plate (Low Voltage)
-  = Knock-out (1-1/2" from right side – 5-1/2" from left side) located on back frame
-  = Low Voltage Entry (1-1/2" from left side) located on back frame

CUSTOM OPTIONS/DETAILS

- Custom lengths from 10-1/2" – 90"
- 120 volt integral switch (available in Black, Grey, or White)
- Custom receptacle/switch placement
- Receptacles must be a minimum of 1-1/2" apart (on center)
- Receptacles must be a minimum of 1" from right side & 5-1/2" from left side. **Knockout cannot be behind device**
- 4-1/2" of room suggested for wire entry at knockout location
- Custom charges and additional design limitations may apply – Call Design Services at 866-848-9094 for a quote, lead time, and assistance with your custom order



STEP 1

Do you want a Built-in or Remote Power Supply?

Built-in Power Supply

DV Series

Built-in power supply and rocker switch in each fixture
(available in standard lengths only)

- High light output (part number code Q)
- 4 watts per foot for the sempriaLED Lighting
- Direct replacement for fluorescent fixture (no additional wiring)
- 15 amp tamper-resistant receptacles
- Available only in standard fixtures – no custom options
- Use an electronic low voltage dimmer for lighting control

Remote Power Supply

RM Series

Remote power supply is installed in accessible location near fixtures
(custom options available)

- Higher light output (part number code H)
- 6 watts per foot for the sempriaLED Lighting
- Best for powering multiple Lighted Power Strip fixtures that are in close proximity
- 15 amp tamper-resistant receptacles
- Customize with additional receptacles and switches, custom lengths, and receptacle/switch placement – call Design Services at 866-848-9094 for custom orders

STEP 2

Select the desired standard length for the fixture

DV Series – Built-In Power Supply & Switch

- 10-1/2" (267 mm) [LP10QD2NDColorFinishTemp](#)
- 12-1/2" (318 mm) [LP12QD4NDColorFinishTemp](#)
- 18-1/2" (470 mm) [LP18QD6NDColorFinishTemp](#)
- 24-1/2" (622 mm) [LP24QD8NDColorFinishTemp](#)
- 30-1/2" (775 mm) [LP30QD10NDColorFinishTemp](#)
- 36-1/2" (927 mm) [LP36QD12NDColorFinishTemp](#)

RM Series – Remote Power Supply

- 10-1/2" (267 mm) [LP10HR3NDColorFinishTemp](#)
- 12-1/2" (318 mm) [LP12HR6NDColorFinishTemp](#)
- 18-1/2" (470 mm) [LP18HR9NDColorFinishTemp](#)
- 24-1/2" (622 mm) [LP24HR12NDColorFinishTemp](#)
- 30-1/2" (775 mm) [LP30HR15NDColorFinishTemp](#)
- 36-1/2" (927 mm) [LP36HR18NDColorFinishTemp](#)
- 42-1/2" (1080 mm) [LP42HR21NDColorFinishTemp](#)
- 48-1/2" (1232 mm) [LP48HR24NDColorFinishTemp](#)
- 60-1/2" (1537 mm) [LP60HR30NDColorFinishTemp](#)
- 72-1/2" (1842 mm) [LP72HR36NDColorFinishTemp](#)

STEP 3

Select the Finish Option with coordinating receptacle color

Things to keep in mind when selecting a finish:

- Blend with backsplash color to reduce fixture visibility
- Coordinate with cabinet color
- Match nearby hardware

DV Series - finish options with coordinating receptacle and switch color (24-1/2" fixture shown)



Black (B) Receptacles
Black (BK) Finish
Black Switch



Black (B) Receptacles
Bronze (BZ) Finish
Black Switch



Grey (G) Receptacles
Satin Nickel (SN) Finish
Grey Switch



White (W) Receptacles
White (WT) Finish
White Switch

STEP 3 (cont.) Select the Finish Option with coordinating receptacle color

RM Series - finish options with coordinating receptacle color (24-1/2" fixture shown)

NOTE: If a different finish / receptacle color pairing is desired, call Design Services at 866-848-9094.



Black (B) Receptacles
Black (BK) Finish

Black (B) Receptacles
Bronze (BZ) Finish

Grey (G) Receptacles
Satin Nickel (SN) Finish

White (W) Receptacles
White (WT) Finish

STEP 4 Select a Kelvin Temperature to fit the space

Warm White – 2700K

Produces a warm and inviting color of light. It is generally the color of incandescent lighting. Choose 2700K to complement brown woods or warm colors such as red, gold, or orange. Copper, gold, brass, and bronze hardware pairs well with this color temperature.

Soft White – 3000K

This is a soft, neutral warm color. It's preferred for complementing natural wood, warm grey, and ivory. Bronze, satin nickel, and gold hardware pairs perfectly with this color temperature.

Cool White – 4000K

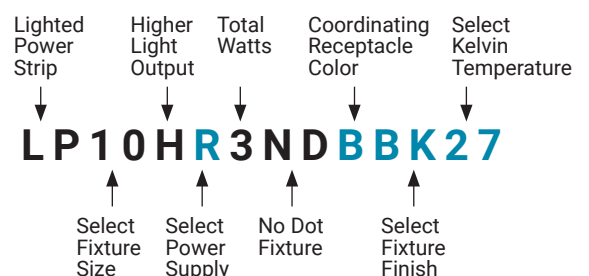
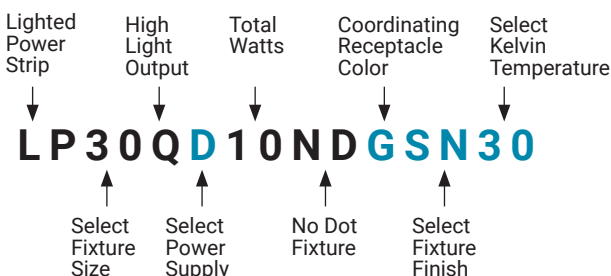
Creates a cool and vibrant color of illumination. It's preferred in kitchens and working areas, and provides a crisp look for blue, green, and white colors. Gunmetal, pewter, and silver hardware pairs nicely with this light temperature.

Daylight White – 5000K

This is considered sunlight at high noon. It has a stark white or bluish appearance. This invigorating color works great in spaces that require bright light, or in commercial applications. Silver, chrome, and black hardware are highlighted nicely in this temperature.



Below are examples of Lighted Power Strip part numbers. Dealer choices, described in Steps 1-4, are indicated in blue. Coordinating receptacle color must match fixture finish in Step 3 above, otherwise it is a custom fixture.




Lumens Per Foot Chart

LED Lighting Series	Lumens Per Foot
Lighted Power Strip – RM Series <i>page 40</i>	600
Linear Fixture – SG9 Series <i>page 60</i>	600
Recessed Linear Fixture – R Series <i>page 68</i>	up to 600
Angled Linear Fixture – S Series <i>page 66</i>	up to 600
12V LED Tape Light – Rage Series <i>page 108</i>	466
Lighted Closet Rod <i>page 58</i>	400
Lighted Power Strip – DV Series <i>page 38</i>	400
Mini Angled Linear Fixture – A Series <i>page 64</i>	up to 400
Mini Linear Fixture – F Series <i>page 62</i>	up to 400
12V LED Tunable White Tape Light – TandemLED Series <i>page 80</i>	280
24V LED Tunable White Tape Light – TandemLED Series <i>page 164</i>	280
Multi-Color RGB Tape Lighting <i>page 152</i>	260
12V LED Tape Light – Vivid Series <i>page 110</i>	225
24V LED Tape Light – Vivid Series <i>page 168</i>	225
12V LED Tunable White Linear Fixture – TandemLED Series <i>page 82</i>	218
24V LED Tunable White Linear Fixture – TandemLED Series <i>page 166</i>	218
12V illumaLED Linear Fixture – Vivid Series <i>page 112</i>	188
24V illumaLED Linear Fixture – Vivid Series <i>page 170</i>	188
12V LED Tape Light – Side View Series <i>page 120</i>	126
12V LED Tape Light – Radiance Series <i>page 114</i>	120
24V LED Tape Light – Radiance Series <i>page 172</i>	120
12V illumaLED Linear Fixture – Radiance Series <i>page 116</i>	101
24V illumaLED Linear Fixture – Radiance Series <i>page 174</i>	101
12V LED Tape Light – Drizzle Series <i>page 118</i>	49

Have questions about these charts?

Lumens per foot is the best way to determine lighting for a space. Our LED Lighting products are shown in the chart in order of Lumen Output to make selection easier for you. Call Design Services at **866-848-9094** or e-mail **DesignAndSupport@TaskLighting.com** for additional help. One of our friendly in-house Design Services team members will help you pick out the lighting products that will work best in the space.

sempriaLED™
TASK
lighting



sempriaLED Strip Light Fixture shown with Black Mounting Bracket SG9-18ND9B-FTemp

TandemLED™
TASK
lighting



TandemLED Tunable White Tape Lighting L-T600-16-MW

illumLED™
TASK
lighting



illumLED Linear Fixture - Vivid Series LV2P31209-03W3

LED Lighting Series	Lumens Per Fixture
24V LED Sign Light <i>page 178</i>	1500
24V LED Flex Sheet Light <i>page 176</i>	1240
120V LED Can Light – Retro Fit Series <i>page 190</i>	900
LED Tunable White Puck Light – TandemLED Series <i>page 86</i>	190
LED Puck Light – Vivid Ultra Thin <i>page 136</i>	190
LED Puck Light – Pearl Series <i>page 134</i>	180
LED Puck Light – Mini Round Series <i>page 138</i>	105
LED Puck Light – Mini Square Series <i>page 140</i>	105

illumLED™
TASK
lighting

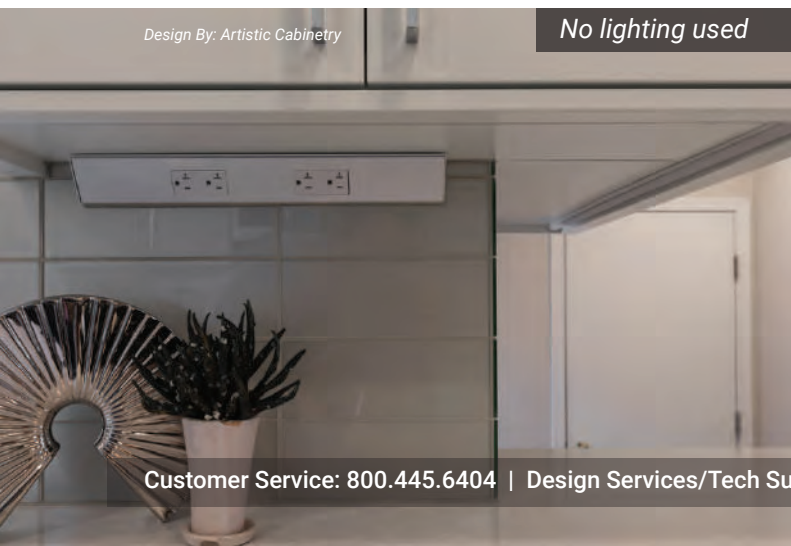


LED Puck Light – Pearl Series
L-PS-FR-3BK-30

Set a mood and enhance any space with LED Lighting



Highlight back-splashes and countertops to improve kitchen functionality



Selecting LED Lighting

Application Product	Under Cabinet	Above Cabinet	Interior Cabinet	Over Sink	Drawer	Under Island Counter	Toe Kick	Outdoor
Task Lighting sempriaLED Fully Assembled LED Linear Fixtures								
sempriaLED SG9 Series Linear Fixtures <i>page 60</i>	✓			+				
sempriaLED R Series Recessed Linear Fixtures <i>page 68</i>	+							
Lighted Power Strip Fixture <i>page 38 & page 40</i>	✓							
sempriaLED F Series Mini Linear Fixtures <i>page 62</i>	+	✓				+		
sempriaLED A Series Mini Angled Linear Fixtures <i>page 64</i>			+		+		+	
sempriaLED S Series Angled Linear Fixtures <i>page 66</i>			✓	+		+	✓	
TASK Lighting TandemLED Tape Lighting, Linear Fixtures, and Puck Lights								
TandemLED Series LED Tape Light & Linear Fixture <i>page 80 & page 82</i>	✓	+	✓	+		✓		+
TandemLED Series LED Puck Light <i>page 86</i>	+		✓					
TASK Lighting Specialty Lighting								
120V Bar Light Fixture <i>page 188</i>	+			✓				




Recommended

Most LED Lighting products work well in multiple applications. The blue "Recommended" check mark indicates those products selected most often for that application.



Another Option

Products with the Grey "Another Option" plus sign are also commonly used in that application.

Application Product	Under Cabinet	Above Cabinet	Interior Cabinet	Over Sink	Drawer	Under Island Counter	Toe Kick	Outdoor
TASK Lighting illumaled Tape Lighting and Linear Fixtures								
illumaled Rage Series LED Tape Light <i>page 108</i>				+				
illumaled Vivid Series LED Tape Light & Linear Fixture <i>page 110 & page 112</i>	✓			+				+
illumaled Radiance Series LED Tape Light & Linear Fixture <i>page 114 & page 116</i>		✓	✓			✓	+	✓
illumaled Drizzle Series LED Tape Light <i>page 118</i>								+
illumaled Side View Series LED Tape Light <i>page 120</i>					✓			
illumaled Multi-Color RGB LED Tape Light <i>page 152</i> 		+				+		✓
Task Lighting illumaled Puck Lights								
Puck Lights <i>start on page 134</i>			✓	+				

Have questions about the chart?

These products are the top recommendations for the specified application. Call Design Services at **866-848-9094** or e-mail DesignAndSupport@TaskLighting.com for additional product recommendations. One of our friendly in-house Design Services team members will help you pick out the lighting products that will work best in the space.

Select the perfect white color temperature for any space

When installing lighting, it's important to select an optimal white color (Kelvin) temperature that accentuates the beauty of the space. **Pro tip:** Using the same color temperature lighting throughout a room gives it a clean, even feel.

Warm White – 2700K

Produces a warm and inviting color of light. It is generally the color of incandescent lighting. Choose 2700K to complement brown woods or warm colors such as red, gold, or orange. Copper, gold, brass, and bronze hardware pairs nicely with this color temperature.



Soft White – 3000K

This is a soft, neutral warm color. It's preferred for complementing natural wood, warm grey, and ivory. Bronze, satin nickel, and gold hardware pairs perfectly with this color temperature.



Cool White – 4000K

Creates a cool and vibrant color of illumination. It's preferred in kitchens and working areas, and provides a crisp look for blue, green, and white colors. Gunmetal, pewter, and silver hardware is the perfect pairing for this light temperature.



Daylight White – 5000K

This is considered sunlight at high noon. It has a stark white or bluish appearance. This invigorating color works great in spaces that require bright light, and in commercial applications. Silver, chrome, and black hardware are highlighted nicely in this temperature.



Install TandemLED Lighting to experience full tuning control of the white color temperature, from Warm White to Daylight White and all shades of white in between. Set the lights to Daylight White while cleaning. Use Cool White while preparing a meal. Switch to Soft White while entertaining. Transition to Warm White in the evening to relax. See page 78 for TandemLED™ Lighting details.

Warm to Cool Lighting - Dim to Bright Lighting

TandemLED Lighting offers an unrestricted lighting control experience. Any combination of white color and brightness is achievable - warm lighting, cool lighting, and any shade of white in between, from 5% to 100% brightness at all temperatures.



Mimic Natural Outdoor Lighting and Circadian Rhythms

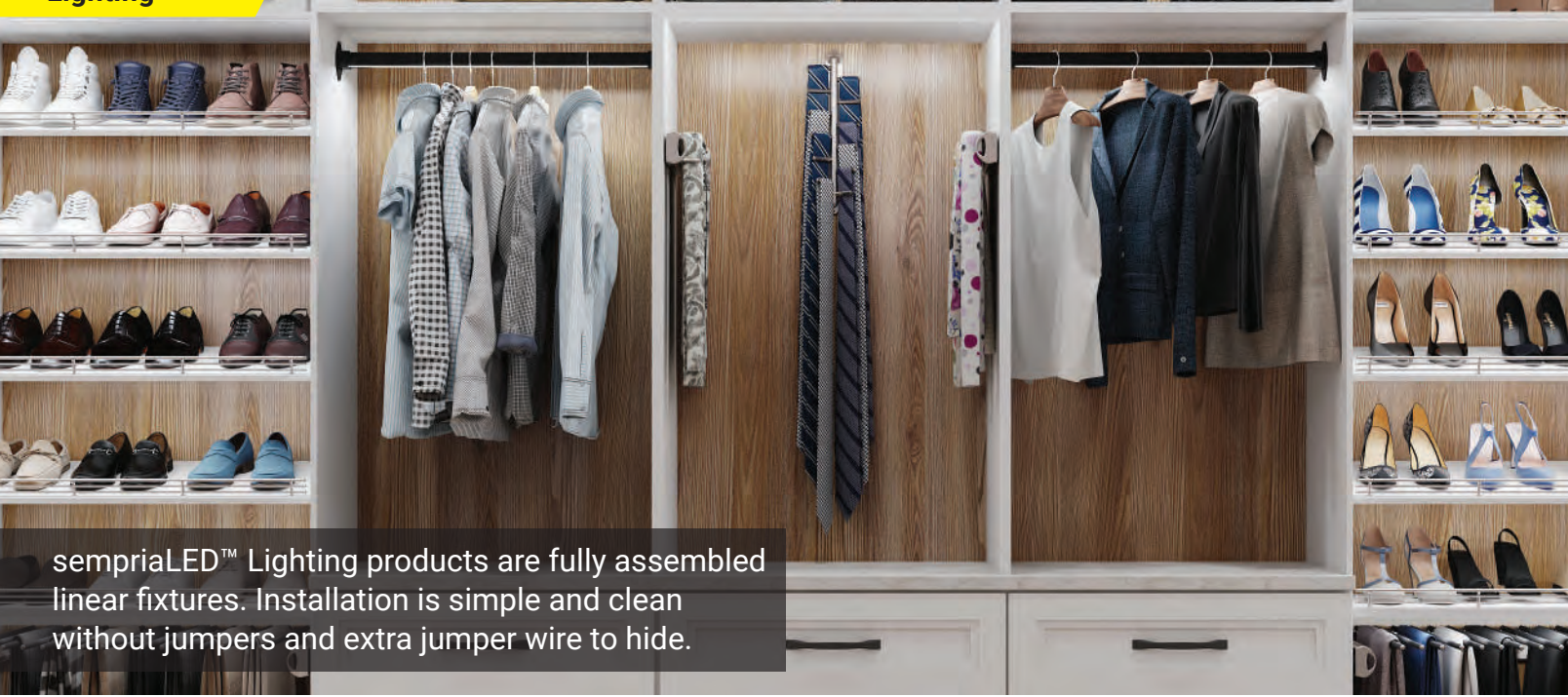
Adjust the brightness of TandemLED Lighting at any point throughout the day to match the natural lighting outside. A routine can also be set-up in a Smart Home system's app to mimic the natural outdoor lighting throughout the day automatically, enabling the user to attune their lighting to the body's natural circadian rhythm.



12 Volt
sempriaLED™
Lighting

sempriaLED™ Lighting Products

sempriaLED™
TASK
Lighting



sempriaLED™ Lighting products are fully assembled linear fixtures. Installation is simple and clean without jumpers and extra jumper wire to hide.




Design By: Cabinet Genies

Assembled Linear Fixtures for Simple Installation

Fully assembled in our
Kearney, Nebraska factory for
simple, quick installation.

True Color Quality

Consistency of light output and
color between fixtures creates a
clean, even look in every design.



Design By: Artistic Cabinetry



Design By: Artistic Cabinetry

No lighting used



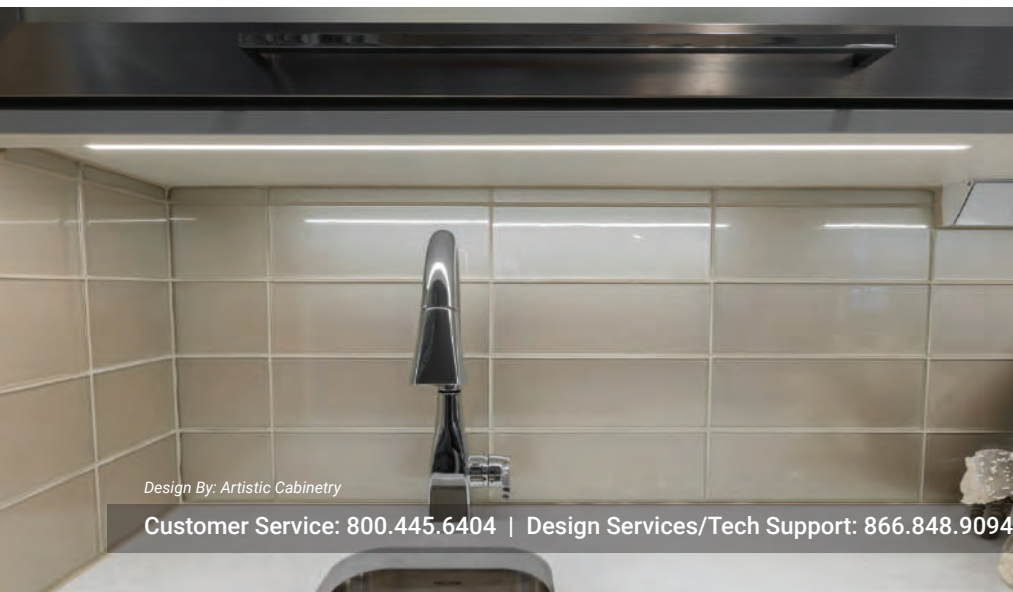
Enhanced with sempriaLED™ Lighting

Premium Features Your Customers Will Notice

All sempriaLED lighting provides higher than standard lumens per foot and are produced with a "no dot" effect for an even glow of light on countertops.



Design By: Cabinet Genies



Design By: Artistic Cabinetry

Expect Very Long Life

UL Listed with a 5-year warranty, and rated for 50,000 hours (8 hours a day for 17 years).

ASSEMBLED
IN THE
USA

5
YEAR
Warranty

cUL[®] US
LISTED



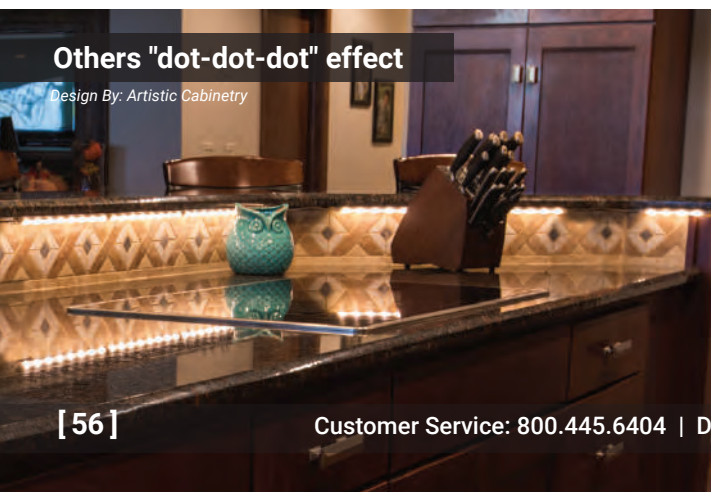
See the difference

Task Lighting sempriaLED products create a smooth, even glow on the countertop surface and eliminates the unsightly dot-dot-dot effect other LED lights create.



Premium Quality. No Compromises.

Superior Output. Outstanding illumination of surfaces thanks to increased diode density.



Experience the quality of "No Dot"


Task Lighting is the first company to offer the "No Dot" feature as a standard across the entire line of sempriaLED products. This means the home can have clean soft reflections, and consistent quality LED Lighting across all of its spaces.

Try the upgraded "No Dot" sempriaLED product line risk free with our Trial Order program and eliminate the unsightly dots on countertops.



Learn More!

Place a Trial Order for any new-to-you Task Lighting products and try them out. If you're not satisfied, we'll take them back. Guaranteed!
See page 17 for more details.



LED Lighted Closet Rod

High light output – 400 lumens per foot
Fully assembled LED round closet rod with
a rigid LED board for "no dot" effect

Design By: Artistic Cabinetry

APPLICATIONS

- Closet
- Laundry Room
- Stair Railing

FEATURES

- Flange set included with each Lighted Closet Rod
- Compatible with WAV Smart Control
- Each end is field trimmable up to 3"
- High light output at 400 lumens per foot
- 4 watts per foot
- 90 CRI (Color Rendering Index - true color)
- Fully assembled round-shaped rod fixture with frosted, light-diffusing lens for "no dot" effect
- No Ultraviolet (UV) or Infrared (IR)
- 50,000 hour LED life at 70% lumen maintenance
- 12 volt DC plug-in or hardwired power supply required (order separately)
- **Accessories sold separately:** WireWay and Center Bracket Support
- UL Listed

KELVIN TEMPERATURE OPTIONS

- 2700K (27) – Warm White
- 3000K (30) – Soft White
- 4000K (40) – Cool White
- 5000K (50) – Daylight White

LED SPECIFICATIONS

LED Beam Angle – 120°

LED Board – 6" or 12"

NOTE: LED boards are placed in the center of each fixture

INSTALLATION COMPONENTS

See page 76

POWER SUPPLIES

NOTE: This product requires a 12V DC power supply

See page 70

WIRE

See page 75

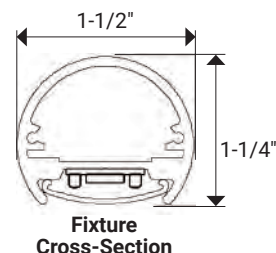

COMPATIBLE DIMMING SYSTEMS

See page 72

SENSORS AND SWITCHES

See page 74

18 in. Satin Nickel fixture shown
LC9R18-4NDSN30

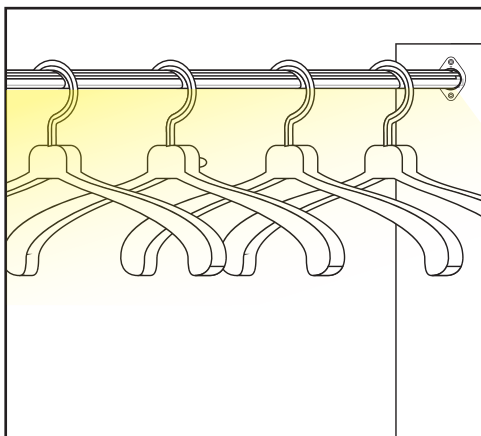
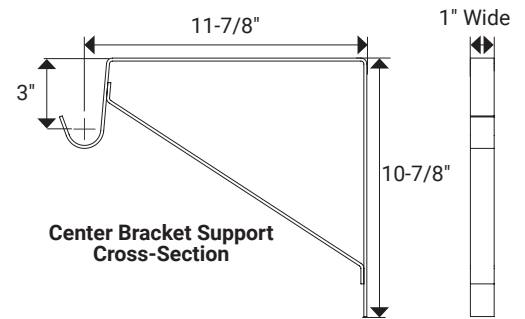
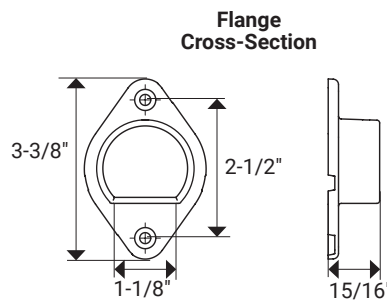



Blue indicates dealer choice. **Finish** indicates Finish Option. **Temp** indicates Kelvin Temperature.
LC9R-24-6NDBK30 (Example part number for 24" Lighted Closet Rod with a Black Finish in 3000K Kelvin temperature)

4 WATTS PER FOOT

Part Number	Dimensions	Total Watts	Lumens
LC9R18-4ND FinishTemp	18" x 1-1/2" x 1-1/4" (457 mm x 38 mm x 32 mm)	4	400
LC9R24-6ND FinishTemp	24" x 1-1/2" x 1-1/4" (610 mm x 38 mm x 32 mm)	6	600
LC9R30-8ND FinishTemp	30" x 1-1/2" x 1-1/4" (762 mm x 38 mm x 32 mm)	8	800
LC9R36-10ND FinishTemp	36" x 1-1/2" x 1-1/4" (914 mm x 38 mm x 32 mm)	10	1000
LC9R42-12ND FinishTemp	42" x 1-1/2" x 1-1/4" (1067 mm x 38 mm x 32 mm)	12	1200
LC9R48-14ND FinishTemp	48" x 1-1/2" x 1-1/4" (1219 mm x 38 mm x 32 mm)	14	1400
LC9R54-16ND FinishTemp	54" x 1-1/2" x 1-1/4" (1372 mm x 38 mm x 32 mm)	16	1600
LC9R60-18ND FinishTemp	60" x 1-1/2" x 1-1/4" (1524 mm x 38 mm x 32 mm)	18	1800
LC9R66-20ND FinishTemp	66" x 1-1/2" x 1-1/4" (1676 mm x 38 mm x 32 mm)	20	2000
LC9R72-22ND FinishTemp	72" x 1-1/2" x 1-1/4" (1829 mm x 38 mm x 32 mm)	22	2200
LC9R78-24ND FinishTemp	78" x 1-1/2" x 1-1/4" (1981 mm x 38 mm x 32 mm)	24	2400
LC9R84-26ND FinishTemp	84" x 1-1/2" x 1-1/4" (2134 mm x 38 mm x 32 mm)	26	2600
LC9R90-28ND FinishTemp	90" x 1-1/2" x 1-1/4" (2286 mm x 38 mm x 32 mm)	28	2800

FINISH OPTIONS



Mount similar to regular closet rod



LED Linear Fixture – SG9 Series

Higher light output – 600 lumens per foot

Fully assembled LED linear fixture with a rigid LED board for "no dot" effect. Available WireWay system for concealed wire management

Design By: Artistic Cabinetry

APPLICATIONS

- Under cabinet
- Cove
- Display case

FEATURES

- Low profile – 1/2"
- Compatible with WAV Smart Control
- Higher light output at 600 lumens per foot
- 6 watts per foot
- 90 CRI (Color Rendering Index - true color)
- Dimmable (with compatible dimmer)
- Fully assembled fixture with frosted, light-diffusing lens for "no dot" effect
- No Ultraviolet (UV) or Infrared (IR)
- 50,000 hour LED life at 70% lumen maintenance
- 12 volt DC plug-in or hardwired power supply required (order separately)
- UL Listed

KELVIN TEMPERATURE OPTIONS

- 2700K (27) – Warm White
- 3000K (30) – Soft White
- 4000K (40) – Cool White
- 5000K (50) – Daylight White

LED SPECIFICATIONS

LED Beam Angle – 120°

LED Board – 6" or 12"

NOTE: LED boards are placed in the center of each fixture

INSTALLATION COMPONENTS

See page 76

POWER SUPPLIES

NOTE: This product requires a 12V DC power supply

See page 70

WIRE

See page 75

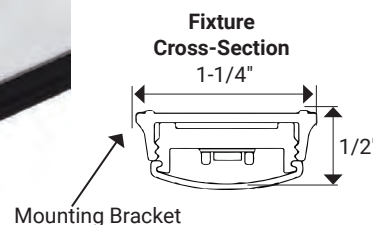
COMPATIBLE DIMMING SYSTEMS

See page 72

SENSORS AND SWITCHES

See page 74

18 in. fixture shown with
Black Mounting Bracket
SG9-18ND9B-F30



*Blue indicates dealer choice. MountColor indicates Mounting Bracket Color. Temp indicates Kelvin Temperature.
SG9-6ND3B-F30 (Example part number for 6" SG9 fixture with Black Mounting Bracket in 3000K Kelvin temperature)*

6 WATTS PER FOOT

Part Number	Dimensions	Total Watts	Lumens
SG9-6ND3MountColor-FTemp	6-1/8" x 1-1/4" x 1/2" (156 mm x 32 mm x 13 mm)	3	300
SG9-12ND6MountColor-FTemp	12-1/8" x 1-1/4" x 1/2" (308 mm x 32 mm x 13 mm)	6	600
SG9-18ND9MountColor-FTemp	18-1/8" x 1-1/4" x 1/2" (460 mm x 32 mm x 13 mm)	9	900
SG9-24ND12MountColor-FTemp	24-1/8" x 1-1/4" x 1/2" (613 mm x 32 mm x 13 mm)	12	1200
SG9-30ND15MountColor-FTemp	30-1/8" x 1-1/4" x 1/2" (765 mm x 32 mm x 13 mm)	15	1500
SG9-36ND18MountColor-FTemp	36-1/8" x 1-1/4" x 1/2" (918 mm x 32 mm x 13 mm)	18	1800
SG9-42ND21MountColor-FTemp	42-1/8" x 1-1/4" x 1/2" (1067 mm x 32 mm x 13 mm)	21	2100
SG9-48ND24MountColor-FTemp	48-1/8" x 1-1/4" x 1/2" (1222 mm x 32 mm x 13 mm)	24	2400

MOUNTING BRACKET COLORS



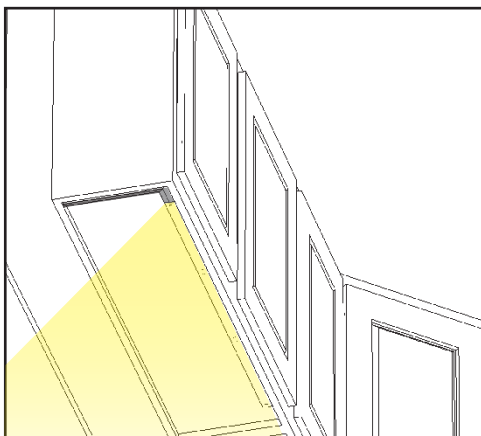
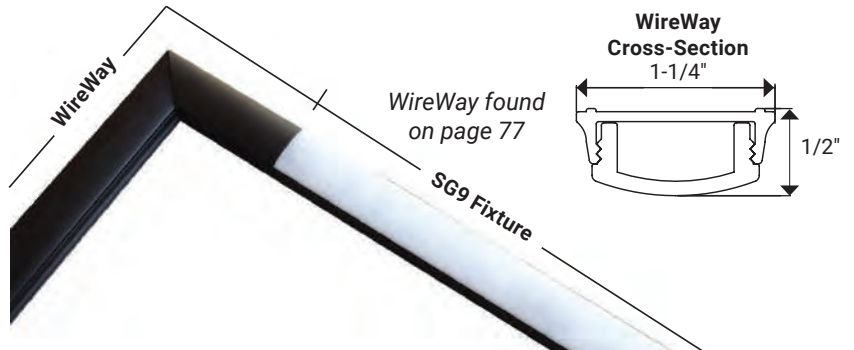
Black (B)



Grey (G)



White (W)



Mount at front of cabinet



Design By: Artistic Cabinetry





Design By: Artistic Cabinetry

Mini LED Linear Fixture – F Series

High light output – 400 lumens per foot

Medium light output – 200 lumens per foot

Fully assembled mini LED linear fixture with rigid LED board for "no dot" effect

APPLICATIONS

- Cove
- Toe kick/soffit
- Under cabinet
- Stairs
- Display case

FEATURES

- Mini profile design perfect for inside cabinets, or for toe kicks
- Compatible with WAV Smart Control
- Low profile – 1/2"
- High light output at 400 lumens per foot, or Medium – 200
- 4 watts per foot, 2 watts per foot
- 90 CRI (Color Rendering Index - true color)
- Dimmable (with compatible dimmer)
- Fully assembled fixture with frosted, light-diffusing lens for "no dot" effect
- No Ultraviolet (UV) or Infrared (IR)
- 50,000 hour LED life at 70% lumen maintenance
- 12 volt DC plug-in or hardwired power supply required (order separately)
- UL Listed

KELVIN TEMPERATURE OPTIONS

- 2700K (27) – Warm White
- 4000K (40) – Cool White
- 3000K (30) – Soft White
- 5000K (50) – Daylight White

LED SPECIFICATIONS

LED Beam Angle – 120°

LED Board – 6" or 12"

NOTE: LED boards are placed in the center of each fixture

INSTALLATION COMPONENTS

See page 76

POWER SUPPLIES

NOTE: This product requires a 12V DC power supply

See page 70

WIRE

See page 75

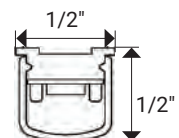
COMPATIBLE DIMMING SYSTEMS

See page 72

SENSORS AND SWITCHES

See page 74

18 in. fixture shown
SF9Q-18ND6-F30



Fixture
Cross-Section


Blue indicates dealer choice. Temp indicates Kelvin Temperature.
SF9Q-30ND10-F30 (Example part number for 30" F fixture with high light output in 3000K Kelvin temperature)

4 WATTS PER FOOT

Part Number	Dimensions	Total Watts	Lumens
SF9Q-6ND2-FTemp	6-3/4" x 1/2" x 1/2" (171 mm x 13 mm x 13 mm)	2	200
SF9Q-12ND4-FTemp	12-3/4" x 1/2" x 1/2" (324 mm x 13 mm x 13 mm)	4	400
SF9Q-18ND6-FTemp	18-3/4" x 1/2" x 1/2" (476 mm x 13 mm x 13 mm)	6	600
SF9Q-24ND8-FTemp	24-3/4" x 1/2" x 1/2" (629 mm x 13 mm x 13 mm)	8	800
SF9Q-30ND10-FTemp	30-3/4" x 1/2" x 1/2" (781 mm x 13 mm x 13 mm)	10	1000
SF9Q-36ND12-FTemp	36-3/4" x 1/2" x 1/2" (933 mm x 13 mm x 13 mm)	12	1200
SF9Q-42ND14-FTemp	42-3/4" x 1/2" x 1/2" (1086 mm x 13 mm x 13 mm)	14	1400
SF9Q-48ND16-FTemp	48-3/4" x 1/2" x 1/2" (1238 mm x 13 mm x 13 mm)	16	1600

2 WATTS PER FOOT

Part Number	Dimensions	Total Watts	Lumens
SF9E-6ND1-FTemp	6-3/4" x 1/2" x 1/2" (171 mm x 13 mm x 13 mm)	1	100
SF9E-12ND2-FTemp	12-3/4" x 1/2" x 1/2" (324 mm x 13 mm x 13 mm)	2	200
SF9E-18ND3-FTemp	18-3/4" x 1/2" x 1/2" (476 mm x 13 mm x 13 mm)	3	300
SF9E-24ND4-FTemp	24-3/4" x 1/2" x 1/2" (629 mm x 13 mm x 13 mm)	4	400
SF9E-30ND5-FTemp	30-3/4" x 1/2" x 1/2" (781 mm x 13 mm x 13 mm)	5	500
SF9E-36ND6-FTemp	36-3/4" x 1/2" x 1/2" (933 mm x 13 mm x 13 mm)	6	600
SF9E-42ND7-FTemp	42-3/4" x 1/2" x 1/2" (1086 mm x 13 mm x 13 mm)	7	700
SF9E-48ND8-FTemp	48-3/4" x 1/2" x 1/2" (1238 mm x 13 mm x 13 mm)	8	800



Mount at front behind frame



Mini Angled LED Linear Fixture – A Series

High light output – 400 lumens per foot

Medium light output – 200 lumens per foot

Fully assembled mini angled LED linear fixture
with rigid LED board for "no dot" effect

APPLICATIONS

- Interior cabinet
- Toe kick/soffit
- Cove
- Stairs
- Display case

FEATURES

- Mini angled design perfect for inside cabinets, directing the light inward
- Compatible with WAV Smart Control
- Slim profile – 5/8"
- High light output at 400 lumens per foot, or Medium – 200
- 4 watts per foot, 2 watts per foot
- 90 CRI (Color Rendering Index - true color)
- Dimmable (with compatible dimmer)
- Fully assembled fixture with frosted, light-diffusing lens for "no dot" effect
- No Ultraviolet (UV) or Infrared (IR)
- 50,000 hour LED life at 70% lumen maintenance
- 12 volt DC plug-in or hardwired power supply required (order separately)
- UL Listed

KELVIN TEMPERATURE OPTIONS

- 2700K (27) – Warm White
- 4000K (40) – Cool White
- 3000K (30) – Soft White
- 5000K (50) – Daylight White

LED SPECIFICATIONS

LED Beam Angle – 120°

LED Board – 6" or 12"

NOTE: LED boards are placed in the center of each fixture

INSTALLATION COMPONENTS

See page 76

POWER SUPPLIES

NOTE: This product requires a 12V DC power supply

See page 70

WIRE

See page 75

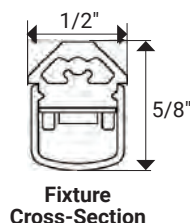

COMPATIBLE DIMMING SYSTEMS

See page 72

SENSORS AND SWITCHES

See page 74

18 in. fixture shown
SA9Q-18ND6-F30



Blue indicates dealer choice. Temp indicates Kelvin Temperature.

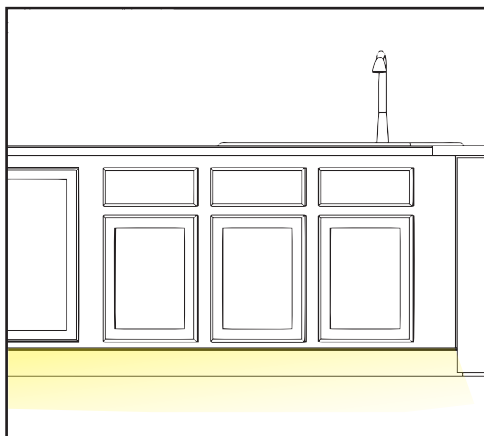
SA9E-36ND6-F40 (Example part number for 36" F fixture with medium light output in 4000K Kelvin temperature)

4 WATTS PER FOOT

Part Number	Dimensions	Total Watts	Lumens
SA9Q-6ND2-FTemp	6-3/4" x 1/2" x 5/8" (171 mm x 13 mm x 16 mm)	2	200
SA9Q-12ND4-FTemp	12-3/4" x 1/2" x 5/8" (324 mm x 13 mm x 16 mm)	4	400
SA9Q-18ND6-FTemp	18-3/4" x 1/2" x 5/8" (476 mm x 13 mm x 16 mm)	6	600
SA9Q-24ND8-FTemp	24-3/4" x 1/2" x 5/8" (629 mm x 13 mm x 16 mm)	8	800
SA9Q-30ND10-FTemp	30-3/4" x 1/2" x 5/8" (781 mm x 13 mm x 16 mm)	10	1000
SA9Q-36ND12-FTemp	36-3/4" x 1/2" x 5/8" (933 mm x 13 mm x 16 mm)	12	1200
SA9Q-42ND14-FTemp	42-3/4" x 1/2" x 5/8" (1086 mm x 13 mm x 16 mm)	14	1400
SA9Q-48ND16-FTemp	48-3/4" x 1/2" x 5/8" (1238 mm x 13 mm x 16 mm)	16	1600

2 WATTS PER FOOT

Part Number	Dimensions	Total Watts	Lumens
SA9E-6ND1-FTemp	6-3/4" x 1/2" x 5/8" (171 mm x 13 mm x 16 mm)	1	100
SA9E-12ND2-FTemp	12-3/4" x 1/2" x 5/8" (324 mm x 13 mm x 16 mm)	2	200
SA9E-18ND3-FTemp	18-3/4" x 1/2" x 5/8" (476 mm x 13 mm x 16 mm)	3	300
SA9E-24ND4-FTemp	24-3/4" x 1/2" x 5/8" (629 mm x 13 mm x 16 mm)	4	400
SA9E-30ND5-FTemp	30-3/4" x 1/2" x 5/8" (781 mm x 13 mm x 16 mm)	5	500
SA9E-36ND6-FTemp	36-3/4" x 1/2" x 5/8" (933 mm x 13 mm x 16 mm)	6	600
SA9E-42ND7-FTemp	42-3/4" x 1/2" x 5/8" (1086 mm x 13 mm x 16 mm)	7	700
SA9E-48ND8-FTemp	48-3/4" x 1/2" x 5/8" (1238 mm x 13 mm x 16 mm)	8	800



Mount at back of toe kick



Angled LED Linear Fixture – S Series

Higher light output – 600 lumens per foot, High light output – 400 lumens per foot,
Medium light output – 200 lumens per foot

Fully assembled angled LED linear fixture with rigid LED board for "no dot" effect

Design By: Artistic Cabinetry

APPLICATIONS

- Interior cabinet
- Toe kick/soffit
- Cove
- Stairs
- Floating and fixed shelves
- Display case

FEATURES

- Built-in light shield prevents glare in eyes
- Compatible with WAV Smart Control
- Slim profile – 3/4"
- Higher light output at 600 lumens per foot, or High – 400, Medium – 200
- 6 watts per foot, 4 watts per foot, 2 watts per foot
- 90 CRI (Color Rendering Index - true color)
- Dimmable (with compatible dimmer)
- Fully assembled fixture with frosted, light-diffusing lens for "no dot" effect
- No Ultraviolet (UV) or Infrared (IR)
- 50,000 hour LED life at 70% lumen maintenance
- 12 volt DC plug-in or hardwired power supply required (order separately)
- UL Listed

KELVIN TEMPERATURE OPTIONS

- 2700K (27) – Warm White
- 4000K (40) – Cool White
- 3000K (30) – Soft White
- 5000K (50) – Daylight White

LED SPECIFICATIONS

LED Beam Angle – 120°

LED Board – 6" or 12"

NOTE: LED boards are placed in the center of each fixture

INSTALLATION COMPONENTS

See page 76

POWER SUPPLIES

NOTE: This product requires a 12V DC power supply

See page 70

WIRE

See page 75

COMPATIBLE DIMMING SYSTEMS

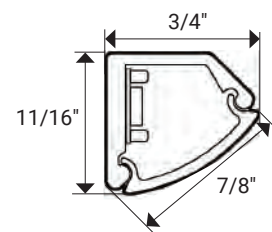
See page 72

SENSORS AND SWITCHES

See page 74



12 in. fixture shown
SS9H-12ND6-F30



Fixture
Cross-Section

Blue indicates dealer choice. Temp indicates Kelvin Temperature.
SS9H-18ND9-F40 (Example part number for 18" S fixture with higher light output in 4000K Kelvin temperature)

6 WATTS PER FOOT

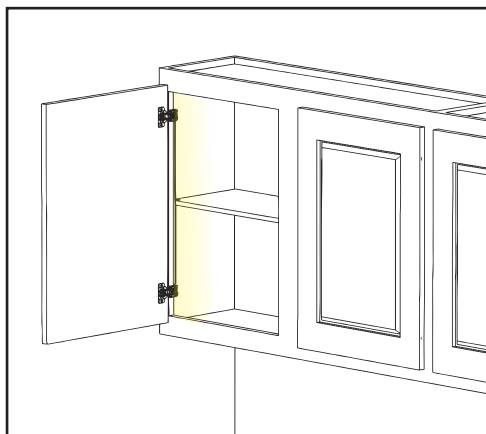
Part Number	Dimensions	Total Watts	Lumens
SS9H-6ND3-FTemp	6-3/4" x 3/4" x 11/16" (171 mm x 19 mm x 17 mm)	3	300
SS9H-12ND6-FTemp	12-3/4" x 3/4" x 11/16" (324 mm x 19 mm x 17 mm)	6	600
SS9H-18ND9-FTemp	18-3/4" x 3/4" x 11/16" (476 mm x 19 mm x 17 mm)	9	900
SS9H-24ND12-FTemp	24-3/4" x 3/4" x 11/16" (629 mm x 19 mm x 17 mm)	12	1200
SS9H-30ND15-FTemp	30-3/4" x 3/4" x 11/16" (781 mm x 19 mm x 17 mm)	15	1500
SS9H-36ND18-FTemp	36-3/4" x 3/4" x 11/16" (933 mm x 19 mm x 17 mm)	18	1800
SS9H-42ND21-FTemp	42-3/4" x 3/4" x 11/16" (1086 mm x 19 mm x 17 mm)	21	2100
SS9H-48ND24-FTemp	48-3/4" x 3/4" x 11/16" (1238 mm x 19 mm x 17 mm)	24	2400

4 WATTS PER FOOT

Part Number	Dimensions	Total Watts	Lumens
SS9Q-6ND2-FTemp	6-3/4" x 3/4" x 11/16" (171 mm x 19 mm x 17 mm)	2	200
SS9Q-12ND4-FTemp	12-3/4" x 3/4" x 11/16" (324 mm x 19 mm x 17 mm)	4	400
SS9Q-18ND6-FTemp	18-3/4" x 3/4" x 11/16" (476 mm x 19 mm x 17 mm)	6	600
SS9Q-24ND8-FTemp	24-3/4" x 3/4" x 11/16" (629 mm x 19 mm x 17 mm)	8	800
SS9Q-30ND10-FTemp	30-3/4" x 3/4" x 11/16" (781 mm x 19 mm x 17 mm)	10	1000
SS9Q-36ND12-FTemp	36-3/4" x 3/4" x 11/16" (933 mm x 19 mm x 17 mm)	12	1200
SS9Q-42ND14-FTemp	42-3/4" x 3/4" x 11/16" (1086 mm x 19 mm x 17 mm)	14	1400
SS9Q-48ND16-FTemp	48-3/4" x 3/4" x 11/16" (1238 mm x 19 mm x 17 mm)	16	1600

2 WATTS PER FOOT

Part Number	Dimensions	Total Watts	Lumens
SS9E-6ND1-FTemp	6-3/4" x 3/4" x 11/16" (171 mm x 19 mm x 17 mm)	1	100
SS9E-12ND2-FTemp	12-3/4" x 3/4" x 11/16" (324 mm x 19 mm x 17 mm)	2	200
SS9E-18ND3-FTemp	18-3/4" x 3/4" x 11/16" (476 mm x 19 mm x 17 mm)	3	300
SS9E-24ND4-FTemp	24-3/4" x 3/4" x 11/16" (629 mm x 19 mm x 17 mm)	4	400
SS9E-30ND5-FTemp	30-3/4" x 3/4" x 11/16" (781 mm x 19 mm x 17 mm)	5	500
SS9E-36ND6-FTemp	36-3/4" x 3/4" x 11/16" (933 mm x 19 mm x 17 mm)	6	600
SS9E-42ND7-FTemp	42-3/4" x 3/4" x 11/16" (1086 mm x 19 mm x 17 mm)	7	700
SS9E-48ND8-FTemp	48-3/4" x 3/4" x 11/16" (1238 mm x 19 mm x 17 mm)	8	800



Mount vertically between hinges



Recessed LED Linear Fixture – R Series

Higher light output – 600 lumens per foot
High light output – 400 lumens per foot
Medium light output – 200 lumens per foot
Fully assembled recessed LED linear fixture
with rigid LED board for "no dot" effect

Design By: Cabinet Genies

APPLICATIONS

- Under cabinet
- Frameless cabinets
- Floating and fixed shelves
- Closet
- Toe Kick

FEATURES

- Designed for recessed flush mounting
- Compatible with WAV Smart Control
- 5/8" router recommended for install
- Higher light output at 600 lumens per foot, or High – 400, Medium – 200
- 6 watts per foot, 4 watts per foot, 2 watts per foot
- 90 CRI (Color Rendering Index - true color)
- Dimmable (with compatible dimmer)
- Fully assembled fixture with frosted, light-diffusing lens for "no dot" effect
- No Ultraviolet (UV) or Infrared (IR)
- 50,000 hour LED life at 70% lumen maintenance
- 12 volt DC plug-in or hardwired power supply required (order separately)
- UL Listed

KELVIN TEMPERATURE OPTIONS

- 2700K (27) – Warm White
- 4000K (40) – Cool White
- 3000K (30) – Soft White
- 5000K (50) – Daylight White

LED SPECIFICATIONS

LED Beam Angle – 120°

LED Board – 6" or 12"

NOTE: LED boards are placed in the center of each fixture

INSTALLATION COMPONENTS

See page 76

POWER SUPPLIES

NOTE: This product requires a 12V DC power supply

See page 70

WIRE

See page 75

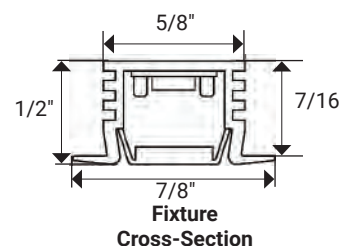

COMPATIBLE DIMMING SYSTEMS

See page 72

SENSORS AND SWITCHES

See page 74

14 in. fixture shown
SR9Q-14ND4-F30



Blue indicates customer choice. Temp indicates Kelvin Temperature.
SS9H-18ND9-F40 (Example part number for 18" S fixture with higher light output in 4000K Kelvin temperature)

6 WATTS PER FOOT

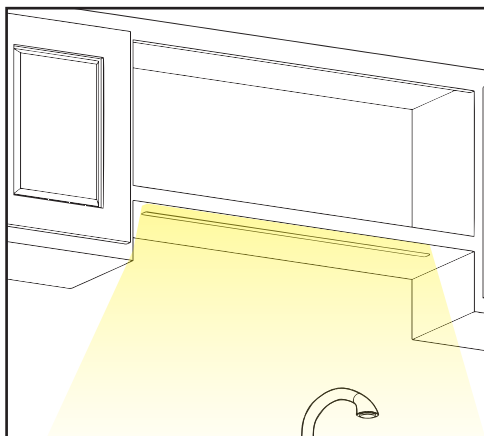
Part Number	Dimensions	Total Watts	Lumens
SR9H-8ND3-FTemp	7-5/8" x 5/8" x 1/2" (194 mm x 16 mm x 13 mm)	3	300
SR9H-14ND6-FTemp	13-5/8" x 5/8" x 1/2" (346 mm x 16 mm x 13 mm)	6	600
SR9H-20ND9-FTemp	19-5/8" x 5/8" x 1/2" (498 mm x 16 mm x 13 mm)	9	900
SR9H-26ND12-FTemp	25-5/8" x 5/8" x 1/2" (651 mm x 16 mm x 13 mm)	12	1200
SR9H-32ND15-FTemp	31-5/8" x 5/8" x 1/2" (803 mm x 16 mm x 13 mm)	15	1500
SR9H-38ND18-FTemp	37-5/8" x 5/8" x 1/2" (956 mm x 16 mm x 13 mm)	18	1800
SR9H-44ND21-FTemp	43-5/8" x 5/8" x 1/2" (1108 mm x 16 mm x 13 mm)	21	2100
SR9H-50ND24-FTemp	49-5/8" x 5/8" x 1/2" (1260 mm x 16 mm x 13 mm)	24	2400

4 WATTS PER FOOT

Part Number	Dimensions	Total Watts	Lumens
SR9Q-8ND2-FTemp	7-5/8" x 5/8" x 1/2" (194 mm x 16 mm x 13 mm)	2	200
SR9Q-14ND4-FTemp	13-5/8" x 5/8" x 1/2" (346 mm x 16 mm x 13 mm)	4	400
SR9Q-20ND6-FTemp	19-5/8" x 5/8" x 1/2" (498 mm x 16 mm x 13 mm)	6	600
SR9Q-26ND8-FTemp	25-5/8" x 5/8" x 1/2" (651 mm x 16 mm x 13 mm)	8	800
SR9Q-32ND10-FTemp	31-5/8" x 5/8" x 1/2" (803 mm x 16 mm x 13 mm)	10	1000
SR9Q-38ND12-FTemp	37-5/8" x 5/8" x 1/2" (956 mm x 16 mm x 13 mm)	12	1200
SR9Q-44ND14-FTemp	43-5/8" x 5/8" x 1/2" (1108 mm x 16 mm x 13 mm)	14	1400
SR9Q-50ND16-FTemp	49-5/8" x 5/8" x 1/2" (1260 mm x 16 mm x 13 mm)	16	1600

2 WATTS PER FOOT

Part Number	Dimensions	Total Watts	Lumens
SR9E-8ND1-FTemp	7-5/8" x 5/8" x 1/2" (194 mm x 16 mm x 13 mm)	1	100
SR9E-14ND2-FTemp	13-5/8" x 5/8" x 1/2" (346 mm x 16 mm x 13 mm)	2	200
SR9E-20ND3-FTemp	19-5/8" x 5/8" x 1/2" (498 mm x 16 mm x 13 mm)	3	300
SR9E-26ND4-FTemp	25-5/8" x 5/8" x 1/2" (651 mm x 16 mm x 13 mm)	4	400
SR9E-32ND5-FTemp	31-5/8" x 5/8" x 1/2" (803 mm x 16 mm x 13 mm)	5	500
SR9E-38ND6-FTemp	37-5/8" x 5/8" x 1/2" (956 mm x 16 mm x 13 mm)	6	600
SR9E-44ND7-FTemp	43-5/8" x 5/8" x 1/2" (1108 mm x 16 mm x 13 mm)	7	700
SR9E-50ND8-FTemp	49-5/8" x 5/8" x 1/2" (1260 mm x 16 mm x 13 mm)	8	800



Mount toward front



Design By: Artistic Cabinetry



NOTE: Some of these products are also found in the TandemLED™ and illumaLED™ Lighting sections

PLUG-IN POWER SUPPLIES

Part Number	Description	Dimensions
T-12W-12V-PI	12 watt AC/DC 2 prong plug-in, class 2 rated 12 volt DC 1 AMP. Compatible with tape lighting and linear fixtures, the wireless dimming system, switches, and sensors.	1-15/16" x 1-1/8" x 2-15/16" (50 mm x 29 mm x 74 mm)
T-24W-12V-PI	24 watt AC/DC 2 prong plug-in, class 2 rated 12 volt DC 2 AMP. Compatible with tape lighting and linear fixtures, the wireless dimming system, switches, and sensors.	3-5/8" x 1-13/16" x 1-5/8" (92 mm x 46 mm x 41 mm)
T-36W-12V-PI	36 watt AC/DC 2 prong plug-in, class 2 rated 12 volt DC 3 AMP. Compatible with tape lighting and linear fixtures, the wireless dimming system, switches, and sensors.	3-11/16" x 1-15/16" x 1-9/16" (94 mm x 50 mm x 40 mm)
T-60W-12V-PI	60 watt AC/DC 2 prong plug-in, class 2 rated 12 volt DC 5 AMP. Compatible with tape lighting and linear fixtures, the wireless dimming system, switches, and sensors.	5-1/16" x 2" x 1-5/16" (129 mm x 52 mm x 33 mm)
T-96W-12V-PI	96 watt AC/DC 3 prong plug-in, 12 volt DC 8 AMP. Compatible with tape lighting and linear fixtures, the wireless dimming system, switches, and sensors.	5-9/16" x 2-3/8" x 1-3/8" (141 mm x 61 mm x 35 mm)
T-120W-12V-PI	120 watt AC/DC 3 prong plug-in, 12 volt DC 10 AMP. Compatible with tape lighting and linear fixtures, the wireless dimming system, switches, and sensors.	6-5/16" x 2-11/16" x 1-1/4" (161 mm x 68 mm x 34 mm)

NOTE: Task Lighting 12 volt power supplies 60 watts and under are Class 2 Compliant for residential use



T-12W-12V-PI



T-24W-12V-PI



T-36W-12V-PI



T-60W-12V-PI

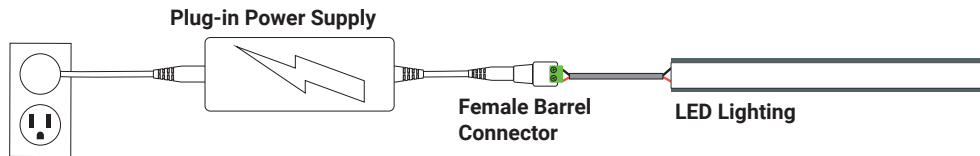


T-96W-12V-PI



T-120W-12V-PI

Wiring for Plug-in Power Supplies



WATERPROOF HARDWIRED POWER SUPPLIES

Part Number	Description	Dimensions
T-60W-12-WP-HW	60 watt, 12 volt IP67 rated waterproof class 2 rated LED hardwired. Compatible with tape lighting and linear fixtures, the wireless dimming system, switches, and sensors.	6-1/2" x 1-5/8" x 1-1/4" (165 mm x 41 mm x 32 mm)
T-150W-12-WP-HW	150 watt, 12 volt IP67 rated waterproof LED hardwired. Compatible with tape lighting and linear fixtures, the wireless dimming system, switches, and sensors.	7-3/8" x 2-3/8" x 1-1/2" (187 mm x 60 mm x 38 mm)

NOTE: Task Lighting 12 volt power supplies 60 watts and under are Class 2 Compliant for residential use

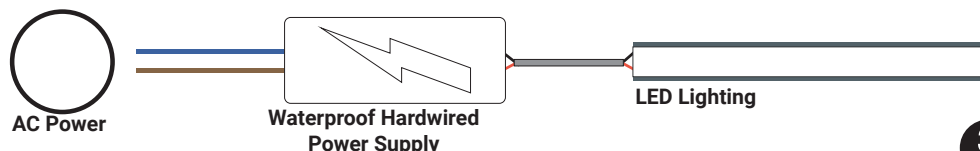


T-60W-12-WP-HW



T-150W-12-WP-HW

Wiring for Waterproof Power Supplies



NOTE: Some of these products are also found in the TandemLED™ and illumaLED™ Lighting sections

HARDWIRED POWER SUPPLIES

Part Number	Description	Dimensions
T-DT24W-12V-HW	24 watt 12 volt DC dimmable class 2 rated LED hardwired. Compatible with the 120 volt magnetic dimmer switch and wall sensors.	13-13/16" x 3" x 1-1/2" (350 mm x 77 mm x 37 mm)
T-DT48W-12V-HW	48 watt 12 volt DC dimmable class 2 rated LED hardwired. Compatible with the 120 volt magnetic dimmer switch and wall sensors.	13-13/16" x 3" x 1-1/2" (350 mm x 77 mm x 37 mm)
T-DT60W-12V-HW	60 watt 12 volt DC dimmable class 2 rated LED hardwired. Compatible with the 120 volt magnetic dimmer switch and wall sensors.	13-13/16" x 3" x 1-1/2" (350 mm x 77 mm x 37 mm)
T-DT120W-12V-HW	120 watt 12 volt DC dimmable LED hardwired. Compatible with the 120 volt magnetic dimmer switch and wall sensors.	15" x 3" x 2-1/4" (380 mm x 77 mm x 57 mm)

NOTE: Task Lighting 12 volt power supplies 60 watts and under are Class 2 Compliant for residential use



T-DT24W-12V-HW



T-DT48W-12V-HW

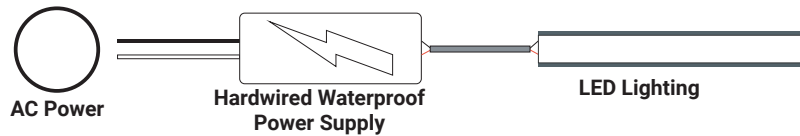


T-DT60W-12V-HW



T-DT120W-12V-HW

Wiring for Hardwired Power Supplies



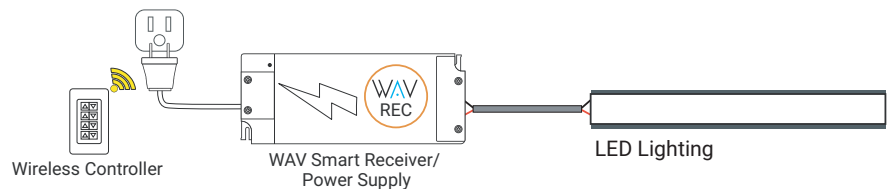
WAV SMART RECEIVER / 60 WATT POWER SUPPLY (PLUG-IN)

Part Number	Description	Dimensions
T-TWAV-60W-PSR	60 watt class 2 rated WAV Smart Receiver / Power Supply. Use to turn TandemLED Tunable White LED Lighting, sempriaLED Linear Fixtures, or illumaLED Tape Lighting or Puck Lights into smart home compatible lights. Smart Home hub not included.	7-5/16" x 2-1/8" x 1-1/4" (187 mm x 73 mm x 32 mm)

NOTE: Task Lighting 12 volt power supplies 60 watts and under are Class 2 Compliant for residential use



Wiring for WAV Smart Receiver / Power Supply



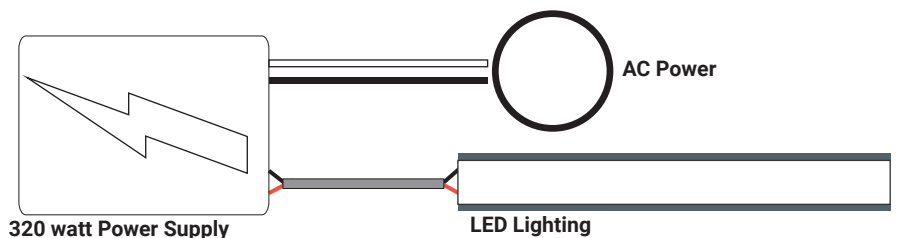
INDUSTRIAL POWER SUPPLY

Part Number	Description	Dimensions
T-320W-12V-HW	320 watt 12 volt indoor industrial hardwired. Compatible with tape lighting and linear fixtures, the wireless dimming system, switches, and sensors. Can be hardwired or installed with a power cord plugged into an outlet.	8-1/2" x 4-1/2" x 2" (216 mm x 102 mm x 51 mm)

NOTE: Not intended for residential use – Task Lighting 12 volt power supplies 60 watts and under are Class 2 Compliant for residential use





Wiring for Industrial Power Supplies



NOTE: Some of these products are also found in the TandemLED™ and illumaLED™ Lighting sections

RECEIVERS FOR WIRELESS DIMMING SYSTEM

Part Number	Description	Dimensions
T-TWAV-WR-120 	WAV 120 watt Smart Receiver. Allows you to use a wireless controller, an app, or voice to control lights. Use with an Uno 1-Zone Controller (T-Q-1Z-WC-RF-Color), Duo 2-Zone Controller (T-Q-2Z-WC-RF -Color), or Quattro 4-Zone Controller (T-Q-4Z-WC-RF -Color) to control on / off / dimming in each lighting Zone. Smart Home hub not included. UL Recognized.	4-1/4" x 2-1/4" x 3/8" (108 mm x 57 mm x 22 mm)
T-TWAV-60W-PSR 	60 watt class 2 rated WAV Smart Receiver / Power Supply. Use to turn TandemLED Tunable White LED Lighting, sempriaLED linear fixtures, or illumaLED Tape Lighting or Puck Lights into smart home compatible lights. Smart Home hub not included. UL Recognized.	7-5/16" x 2-1/8" x 1-1/4" (187 mm x 73 mm x 32 mm)
T-Q-WR96	96 watt LED receiver. Use one LED receiver per Zone and pair with an Uno 1-Zone Controller (T-Q-1Z-WC-RF-Color), Duo 2-Zone Controller (T-Q-2Z-WC-RF -Color), or Quattro 4-Zone Controller (T-Q-4Z-WC-RF -Color) to control on / off / dimming in each lighting Zone.	3-7/8" x 1-13/16" x 13/16" (95 mm x 37 mm x 20 mm)
T-Q-WR240	240 watt LED receiver. Use one LED Receiver per Zone and pair with an Uno 1-Zone Controller (T-Q-1Z-WC-RF-Color), Duo 2-Zone Controller (T-Q-2Z-WC-RF -Color), or Quattro 4-Zone Controller (T-Q-4Z-WC-RF -Color) to control on / off / dimming in each lighting Zone.	7" x 1-13/16" x 7/8" (178 mm x 46 mm x 20 mm)



WAV Smart Receiver
T-TWAV-WR-120



WAV Smart Receiver / 60 watt Power Supply (plug-in) T-TWAV-60W-PSR

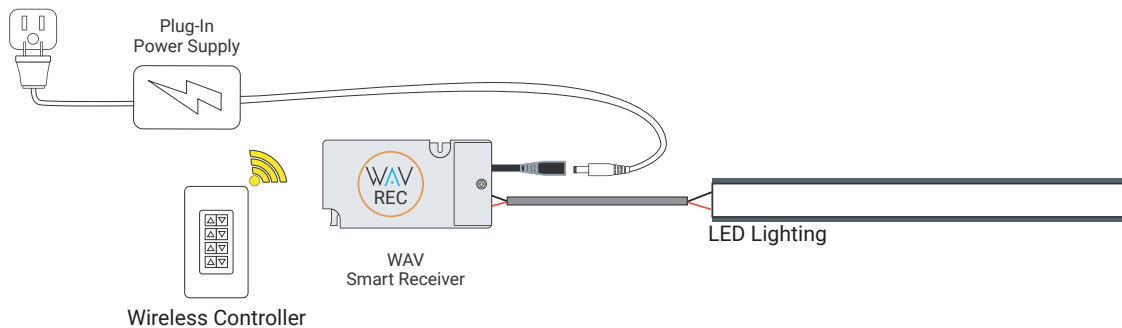


96W Receiver
T-Q-WR96



240W Receiver
T-Q-WR240

Example - Connecting Tape Lighting to WAV Smart Receiver



NOTE: Some of these products are also found in the TandemLED™ and illumaLED™ Lighting sections

WIRELESS CONTROLLERS

Use any of the below Wireless Controllers with the WAV Smart Receiver (T-TWAV-WR-120) or WAV Smart Receiver / 60 Watt Power Supply (T-TWAV-60W-PSR) to use a wireless controller, an app, or voice to control lights. Available in Almond (AL), Black (BK), Brown (BR), Grey (GR), or White (WT). Smart Home hub not included. Pair the Uno, Duo, or Quattro Wireless Controller with the 96 watt LED Receiver (T-Q-WR96) or 240 watt LED Receiver (T-Q-WR240) for light control with the Wireless Controller.

Part Number	Description	Dimensions
T-T-1Z-WC-RF-Color 	TandemLED wireless controller. Control 1 zone of lights, tune the white color temperature of the lights, dim lights, and turn on / off.	2-5/8" x 1-5/16" x 3/8" (67 mm x 33 mm x 10 mm)
T-Q-1Z-WC-RF-Color 	Uno 1-Zone LED controller. Allows you to control 1-Zone of lights with on / off / dimming options.	2-5/8" x 1-5/16" x 3/8" (67 mm x 33 mm x 10 mm)
T-Q-2Z-WC-RF-Color 	Duo 2-Zone LED controller. Allows you to control 2-Zones of lights with on / off / dimming options.	2-5/8" x 1-5/16" x 3/8" (67 mm x 33 mm x 10 mm)
T-Q-4Z-WC-RF-Color 	Quattro 4-Zone LED controller. Allows you to control up to 4-Zones of lights with on / off / dimming options.	2-5/8" x 1-5/16" x 3/8" (67 mm x 33 mm x 10 mm)



NOTE: All wireless controllers are available in these additional colors



TandemLED Controller T-T-1Z-WC-RF-WT Uno Controller T-Q-1Z-WC-RF-WT Duo Controller T-Q-2Z-WC-RF-WT Quattro Controller T-Q-4Z-WC-RF-WT Quattro Controller T-Q-4Z-WC-RF-AL Quattro Controller T-Q-4Z-WC-RF-BK Quattro Controller T-Q-4Z-WC-RF-BR Quattro Controller T-Q-4Z-WC-RF-GR

DECORA COVER PLATES

Part Number	Description	Dimensions
T-DPL-Color	Decora style cover plate to fit over Wireless Controller on wall. Use with TandemLED smart controller (T-T-1Z-WC-RF-Color), Uno 1-Zone Controller (T-Q-1Z-WC-RF-Color), Duo 2-Zone Controller (T-Q-2Z-WC-RF-Color), Quattro 4-Zone Controller (T-Q-4Z-WC-RF-Color), or RGB Controller (T-C-RGBWC-RF-Color) to install on wall. Available in Almond (AL), Black (BK), Brown (BR), Grey (GR), or White (WT)	4-11/16" x 2-15/16" x 11/16" (119 mm x 75 mm x 17 mm)



Decora Cover Plate T-DPL-AL Decora Cover Plate T-DPL-BK Decora Cover Plate T-DPL-BR Decora Cover Plate T-DPL-GR Decora Cover Plate T-DPL-WT



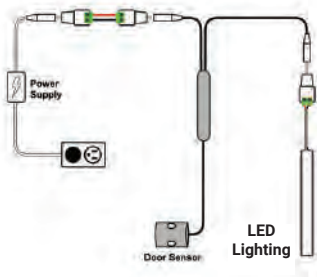
NOTE: Some of these products are also found in the illumaLED™ Lighting sections

SENSORS AND SWITCHES – use with Plug-in or Waterproof Power Supplies

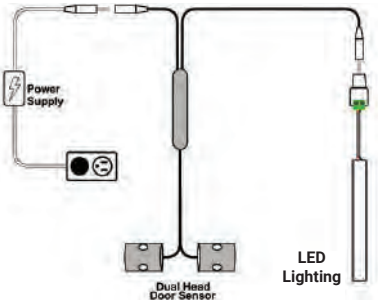
Part Number	Description	Dimensions
T-DSS-30W-IR	Infrared (IR) Door Sensor Switch. The surface mount IR door sensor switch, with a 1-1/2" detection area, allows lights to remain on until the door or drawer is closed.	3/8" x 1" x 1-1/4" (10 mm x 25 mm x 32 mm)
T-2HDSS-30W-IR	Infrared (IR) Door Sensor Switch With Two Heads for use in two-door cabinet. The surface mount IR door sensor switch, with a 1-1/2" detection area, allows lights to remain on until the door or drawer is closed.	3/8" x 1" x 1-1/4" (10 mm x 25 mm x 32 mm)
T-MSS-60W	Motion Sensor Switch. Mount sensor switch as close as possible to where movement will occur – facing out. The motion sensor activates the lighting and shuts it off 30 seconds after no motion is detected from any direction within 10 ft.	1/2" x 2-1/4" (13 mm x 57 mm)
T-PSS-60W-IR	Infrared (IR) Sensor Proximity Switch. Place as close to the light source as possible while ensuring it is not exposed to light when the sensor is intended to be inactive.	2-1/4" x 3/8" (57 mm x 10 mm)
T-TDS-60W	LED Touch Dimmer. Touch to switch lights on / off and hold to dim.	3/8" x 2" x 2" (10 mm x 51 mm x 51 mm)
T-WSS-60W-IR	Infrared (IR) Wave Sensor Switch. Install near the light source and activate by waving hand in front of IR sensor to turn on / off.	2-1/4" x 3/8" (57 mm x 10 mm)



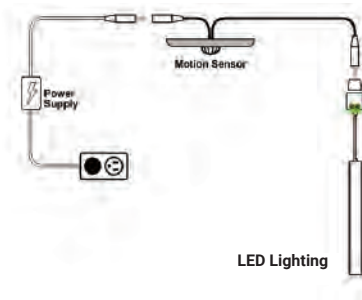
Door Sensor
T-DSS-30W-IR



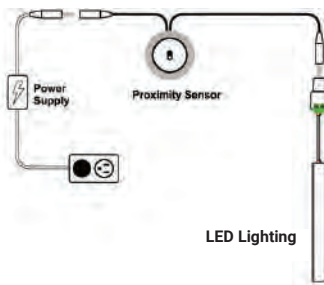
Dual Head Door Sensor
T-2HDSS-30W-IR



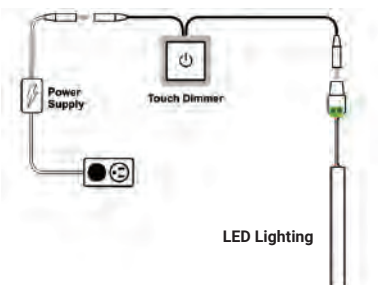
Motion Sensor
T-MSS-60W



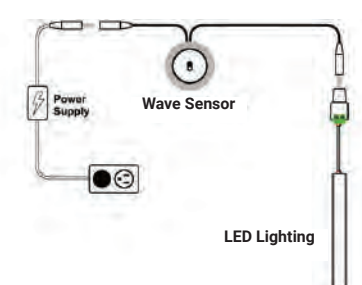
Proximity Sensor
T-PSS-60W-IR



Touch Dimmer
T-TDS-60W



Wave Sensor
T-WSS-60W-IR



NOTE: Some of these products are also found in the illumaLED™ Lighting sections

MAGNETIC LOW VOLTAGE DIMMER – use with Hardwired Power Supplies

Part Number	Description	Dimensions
DVLV-600P-Color	600W Diva slide dimmer. Use with hardwired power supplies. Available in Almond (AL), Black (BK), Brown (BR), Grey (GR), or White (WT).	4-11/16" x 2-15/16" x 11/16" (119 mm x 75 mm x 17 mm)



DVLV-600P-AL



DVLV-600P-BK



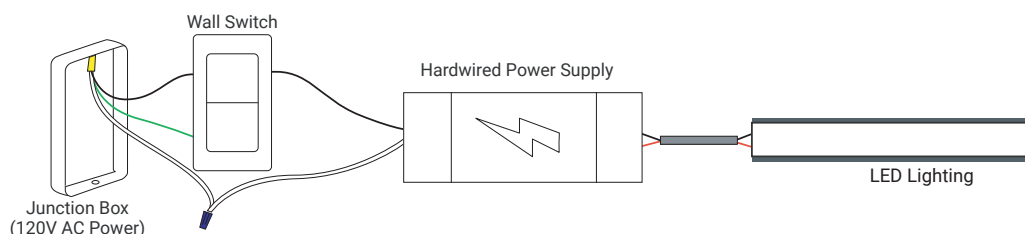
DVLV-600P-BR



DVLV-600P-GR



DVLV-600P-WT



SWITCH – use with Plug-in, Hardwired Waterproof, and Hardwired Power Supplies

Part Number	Description	Switch Diameter
T-RS-BK	Low voltage on / off round switch for recessed installation. Available in black only.	15/16" (24 mm)



SOLID WIRE – use with sempriaLED fixtures

Part Number	Description	Outside Diameter
T-CW20G-SOL-25	25 ft. spool of 20/2 AWG 2 conductor, in wall rated, solid wire.	1/8" (3 mm)
T-CW20G-SOL-50	50 ft. spool of 20/2 AWG conductor, in wall rated, solid wire.	1/8" (3 mm)
T-CW20G-SOL-100	100 ft. spool of 20/2 AWG conductor, in wall rated, solid wire.	1/8" (3 mm)
T-CW20G-SOL-1	20/2 AWG conductor, in wall rated, solid wire. Specify the number of feet needed when ordering. Sold per foot. Must order a minimum of 2 ft.	1/8" (3 mm)



T-CW20G-SOL-25



T-CW20G-SOL-50



T-CW20G-SOL-100



NOTE: Some of these products are also found in the TandemLED™, illumaLED™, and 24 volt Lighting sections

INLINE PIN CONNECTOR - use with sempriaLED linear fixtures

Part Number	Description	Dimensions
STS-ICONN	Inline pin connector to insert into the end of sempriaLED linear fixtures for direct connection of adjacent fixtures – use with sempriaLED A, F, R, S, and SG9 Series linear fixtures. Sold in pairs.	1/2" x 1/32" (13 mm x 1 mm)



BARREL CONNECTORS - use with LED Lighting, power supplies

Part Number	Description	Dimensions
T-MBC	Male barrel to conductor screw-down connector. Use to add a female barrel connector to a pair of lead wires for connection to an LED light power supply or cable.	1-9/16" x 37/64" x 1/2" (40 mm x 15 mm x 13 mm)
T-FBC	Female barrel to conductor screw-down connector. Use in conjunction with male barrel connector to pair lead wires or to connect and rewire an LED light power supply cable.	1-9/16" x 37/64" x 1/2" (39 mm x 14 mm x 12 mm)



PLUG CONNECTORS - use with LED Lighting, power supplies

Part Number	Description	Dimensions
T-MPC	Male Plug Connector. Connect to output side of receiver for easy plug-and-play system.	6-1/2" overall length (165 mm)
T-FPC	Female Plug Connector. Connect to input side of receiver or into a Male Plug Connector for easy connection.	6-1/2" overall length (165 mm)



3-WAY SPLITTER - use with LED Lighting

Part Number	Description	Dimensions
T-3WSP	DC 3-way splitter plug. Use to connect multiple LED light fixtures to a dimming system.	16" overall length (406 mm) 8" length of one splice (203 mm)



EZ PUSH CONNECTORS - use with stranded or solid wire

Part Number	Description	Dimensions
T-EZWC	EZ wire-to-wire connector. Must strip wire to insert into connector. Use to daisy chain fixtures in parallel runs or to connect around corners.	13/16" x 11/16" x 5/16" (20 mm x 18 mm x 14 mm)



3M™ 300LSE WATERPROOF ADHESIVE TAPE

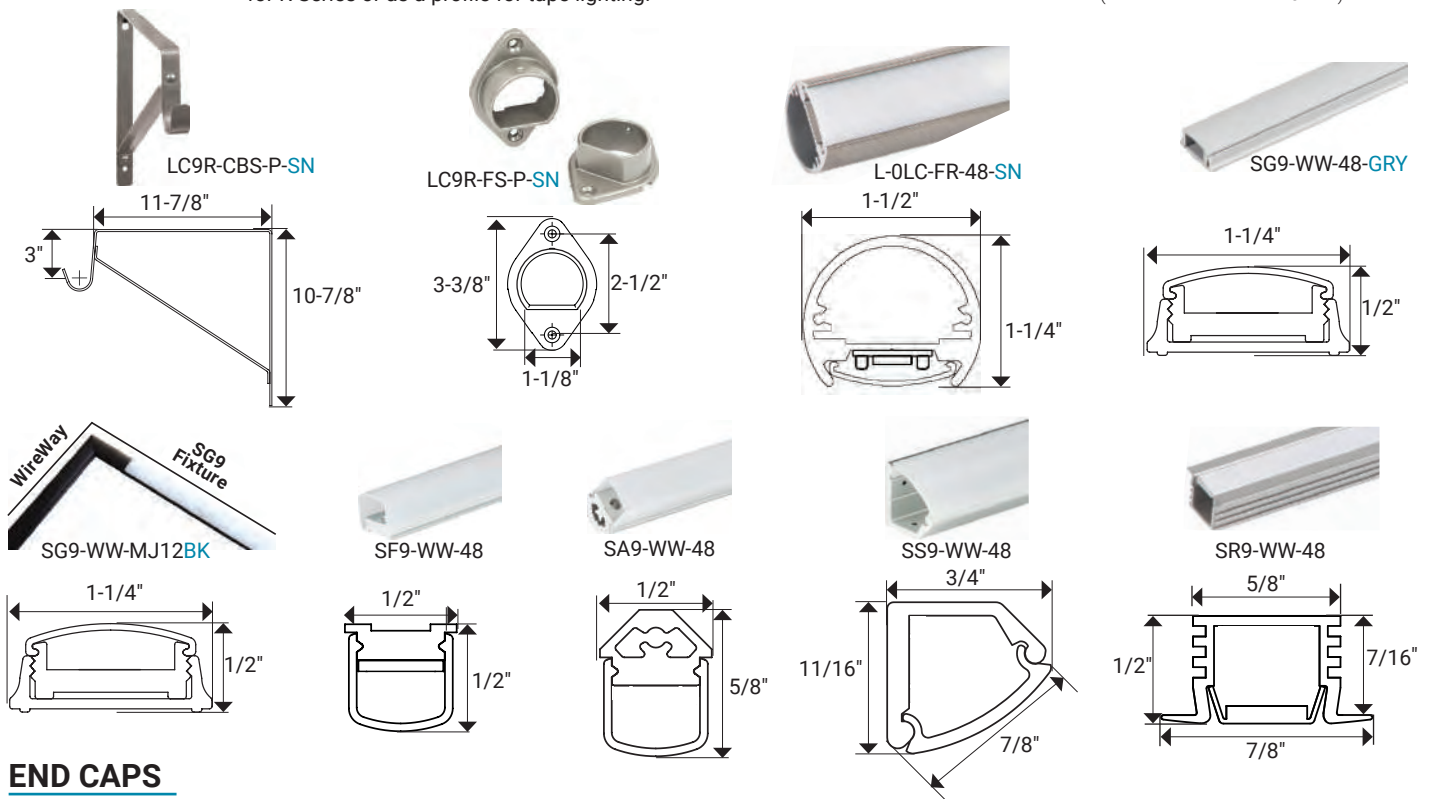
Part Number	Description	Dimensions
L-DSA200	164 ft. roll of waterproof 3M™ 300LSE high-bond adhesive tape for secure installation.	5/16" wide (8 mm)



NOTE: Some of these products are also found in the TandemLED™, illumaLED™, and 24 volt Lighting sections

WIREWAY AND PROFILES

Part Number	Description	Dimensions
LC9R-CBS-P-Finish	Support bracket for Lighted Closet Rod. Recommended to use every 48". Available in Black (BK), Bronze (BZ), Satin Nickel (SN), or White (WT).	11-7/8" x 10-7/8" x 3" (302 mm x 276 mm x 76 mm)
LC9R-FS-P-Finish	Flange set for Lighted Closet Rod. Available in Black (BK), Bronze (BZ), Satin Nickel (SN), or White (WT).	3-3/8" x 2-1/2" x 1-1/8" (86 mm x 64 mm x 29 mm)
L-0LC-FR-48-Finish	48" field-cutttable Lighted Closet Rod profile with frosted lens. Available in Black (BK), Bronze (BZ), Satin Nickel (SN), or White (WT).	48" x 1-1/4" x 1/2" (1219 mm x 32 mm x 13 mm)
L-0LC-FR-90-Finish	90" field-cutttable Lighted Closet Rod profile with frosted lens. Available in Black (BK), Bronze (BZ), Satin Nickel (SN), or White (WT).	90" x 1-1/4" x 1/2" (2286 mm x 32 mm x 13 mm)
SG9-WW-48-Color	48" field-cutttable WireWay for Linear Fixture – SG9 Series or with the Lighted Closet Rod to hide wires. Available in Black (BK), Grey (GRY), or White (WT)	48" x 1-1/4" x 1/2" (1219 mm x 32 mm x 13 mm)
SG9-WW-MJ12-Color	(2) 12" WireWay pieces with 45° miter joint for Linear Fixture – SG9 Series. Available in Black (BK), Grey (GRY), or White (WT).	48" x 1-1/4" x 1/2" (1219 mm x 32 mm x 13 mm)
SF9-WW-48	48" Mini Linear Fixture Profile (aluminum housing and lens). Use as WireWay for F Series or as a profile for tape lighting.	48" x 1/2" x 1/2" (1219 mm x 13 mm x 13 mm)
SA9-WW-48	48" Mini Angled Linear Fixture Profile (aluminum housing and lens). Use as WireWay for A Series or as a profile for tape lighting.	48" x 1/2" x 5/8" (1219 mm x 13 mm x 16 mm)
SS9-WW-48	48" Angled Linear Fixture Profile (aluminum housing and lens). Use as WireWay for S Series or as a profile for tape lighting.	48" x 3/4" x 11/16" (1219 mm x 19 mm x 17 mm)
SR9-WW-48	48" Recessed Linear Fixture Profile (aluminum housing and lens). Use as WireWay for R Series or as a profile for tape lighting.	48" x 7/8" x 1/2" (1219 mm x 22 mm x 13 mm)



END CAPS

Part Number	Description	Dimensions
SR9-EC-Kit	Light Grey end caps for R Series and L-002XL Profiles – wire entry openings	7/8" x 1/2" x 3/8" (22 mm x 13 mm x 10 mm)



12 Volt
TandemLED™
Lighting

TandemLED™
TASK
Lighting

Warm White
(2700K)

Soft White
(3000K)

Cool White
(4000K)

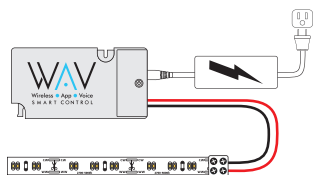
Daylight White
(5000K)

Maximize the impact of interior lighting with Smart Home compatible two-wire tunable white LED Lighting

TandemLED™ Lighting

TandemLED Lighting uses patented*, industry standard two-wire technology to easily tune the white light temperature from Warm White 2700K to Daylight White 5000K and all shades of white in between.

Eliminate the need to settle on one lighting color in a space. Tune the white light Kelvin temperature AFTER the cabinets and lighting are installed at any time!




Simple to install

Patented, two-wire installation made easy using industry standard two wires



Tunable White LED Lighting

Warm White 2700K to Daylight White 5000K and all shades of white in between



Smart Home compatible


Control with Amazon Alexa, Google Home, Philips Hue, Apple HomeKit, and any Zigbee 3.0 compatible system

*U.S. patent number 10721801

[78]

Customer Service: 800.445.6404 | Design Services/Tech Support: 866.848.9094 | www.TaskLighting.com

Choose warm white, cool white, etc. AFTER the cabinets and lighting are installed



After TandemLED Lighting is installed, tune the white light to match the color scheme of a room, set a mood, or mirror natural lighting to synchronize with the body's circadian rhythm at any time. Enjoy a full-range of brightness control at any temperature, and quickly create a personalized lighting experience at the click of a button or by the sound of your voice with a compatible Smart Home Hub.



Tape Lighting tuned to
Warm White (2700K)

Tape Lighting tuned to
Daylight White (5000K)

Tunable White LED Tape Light – TandemLED™ Series

High light output – 280 lumens per foot (918/M)

8 mm Tunable White LED Tape Lighting with patented, two-wire technology and a protective micro-waterproof coating – IP65 rated

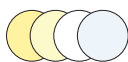
APPLICATIONS

- Under cabinet
- Interior cabinet
- Cove
- Outdoor

FEATURES

- Tunable white light from Warm White to Daylight White and all shades of white in between
- Tunable white and dimmable with required Wired or Wireless Controller
- Easily choose Warm White, Cool White, etc. AFTER the cabinets and lighting are installed
- Patented two-wire technology
- Field cuttable approximately every 1 inch
- 88 diodes per foot (1440 per roll)
- 16 ft. roll of tape lighting with IP65 rated protective micro-waterproof coating
- 90 CRI (Color Rendering Index – true color)
- No Ultraviolet (UV) or Infrared (IR)
- 30,000 hour LED life at 70% lumen maintenance
- 3M™ 300LSE waterproof adhesive tape
- 12 volt DC plug-in or hardwired power supply required (order separately)
- Aluminum housings available (order separately)
- Achieves "no dot effect" when paired with aluminum housing and frosted lens
- UL Listed

TUNABLE WHITE KELVIN TEMPERATURES



Tunable white light – tune from Warm White (2700K) to Daylight White (5000K) and all shades of white in between

LED SPECIFICATIONS

LED Beam Angle – 120°

INSTALLATION COMPONENTS

See page 92

ALUMINUM HOUSINGS, END CAPS, MOUNTING CLIPS

See page 93

POWER SUPPLIES

NOTE: This product requires a 12V DC power supply

See page 88

CONNECTORS AND WIRE

Connectors – see page 91

Wire – see page 92

WIRED CONTROLLER

See page 90

WAV SMART CONTROL™ SYSTEM


See page 89

2.93 WATTS PER FOOT (9.6/METER)

Part Number	Description	Total Watts Per Roll	Lumens Per Foot
L-T600-16-MW	IP65 protective micro-waterproof coated 16 ft. roll (5M) tunable white tape light featuring two-wire TandemLED technology.	48.05 (48/5M)	280 (918/M)

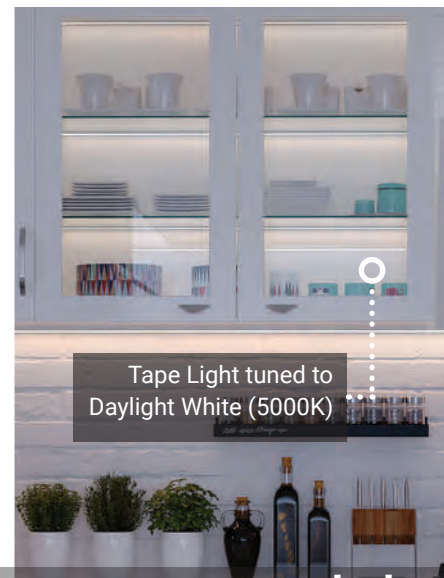

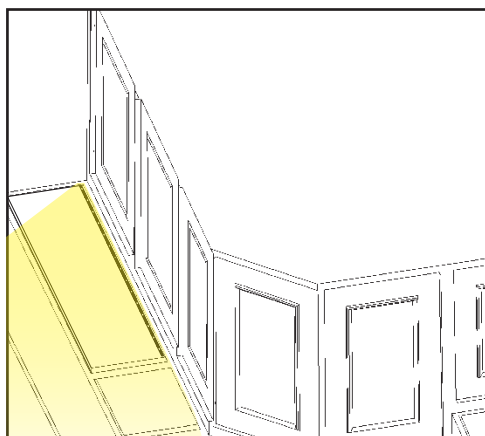
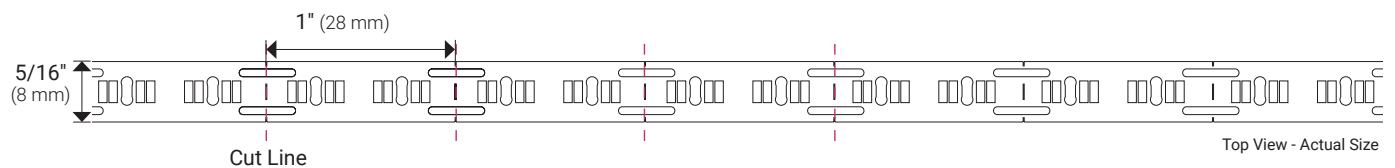
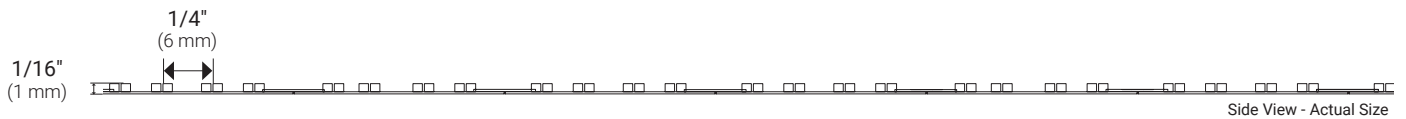



IP65 Rated Protective Micro-Waterproof Coating on the Tape Lighting



Aluminum profiles for TandemLED™ Series tape light

See additional profiles on page 93



Tape Lighting tuned to
Warm White (2700K)

Tape Lighting tuned to
Daylight White (5000K)

Tunable White LED Linear Fixture – TandemLED™ Series

High light output – 218 lumens per foot
8 mm Tunable White LED Tape Lighting pre-assembled in an
aluminum housing with a frosted lens

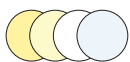
APPLICATIONS

- Under cabinet
- Interior cabinet
- Outdoor

FEATURES

- Tunable White TandemLED tape lighting pre-assembled in aluminum housing with frosted lens
- Tunable white light from Warm White to Daylight White and all shades of white in between
- Tunable white and dimmable with required Wired or Wireless Controller
- Easily choose Warm White, Cool White, etc. AFTER the cabinets and lighting are installed
- Patented two-wire technology
- 88 diodes per foot
- 90 CRI (Color Rendering Index – true color)
- No Ultraviolet (UV) or Infrared (IR)
- 30,000 hour LED life at 70% lumen maintenance
- 12 volt DC plug-in or hardwired power supply required (order separately)
- Achieves "no dot" effect with frosted lens
- UL Listed

TUNABLE WHITE KELVIN TEMPERATURES



Tunable white light – tune from Warm White (2700K) to Daylight White (5000K) and all shades of white in between

LED SPECIFICATIONS

LED Beam Angle – 120°

INSTALLATION COMPONENTS

See page 92

POWER SUPPLIES

NOTE: This product requires a 12V DC power supply

See page 88

BARREL CONNECTORS AND WIRE

Connectors – page 91

Wire – page 92

WIRED CONTROLLER

page 90

WAV SMART CONTROL™ SYSTEM

See page 89

PROFILE OPTIONS



003 Angled Profile



007 Flat Profile



002XL Recessed Profile

PART NUMBER BREAKDOWN

Linear identifier	Profile Option	Wall Cabinet Width (full width of outward face of cabinet)
↓	↓	↓
LT 2 P 7 1 2 V 2 1 - 0 6 W		
↑	↑	↑
Tape Lighting Series	12 Volt Fixture	Watts Per Fixture



12V



ASSEMBLED IN THE USA

003 Angled Profile Linear Fixture

Part Number	Profile Type	Wall Cabinet Width	Fixture Dimensions	Watts per Fixture	Lumens Per Fixture
LT2P312V09-03W	Angled 003 profile.	9"	5-1/8" x 5/8" x 5/8" (130 mm x 16 mm x 16 mm)	3	96
LT2P312V12-03W	Angled 003 profile.	12"	7-5/16" x 5/8" x 5/8" (186 mm x 16 mm x 16 mm)	3	137
LT2P312V15-04W	Angled 003 profile.	15"	11-11/16" x 5/8" x 5/8" (297 mm x 16 mm x 16 mm)	4	218
LT2P312V18-05W	Angled 003 profile.	18"	13-7/8" x 5/8" x 5/8" (352 mm x 16 mm x 16 mm)	5	259
LT2P312V21-06W	Angled 003 profile.	21"	18-3/16" x 5/8" x 5/8" (462 mm x 16 mm x 16 mm)	6	340
LT2P312V24-06W	Angled 003 profile.	24"	20-3/8" x 5/8" x 5/8" (518 mm x 16 mm x 16 mm)	6	380
LT2P312V27-07W	Angled 003 profile.	27"	22-9/16" x 5/8" x 5/8" (573 mm x 16 mm x 16 mm)	7	421
LT2P312V30-08W	Angled 003 profile.	30"	26-15/16" x 5/8" x 5/8" (684 mm x 16 mm x 16 mm)	8	503
LT2P312V33-09W	Angled 003 profile.	33"	29-1/8" x 5/8" x 5/8" (740 mm x 16 mm x 16 mm)	9	544
LT2P312V36-09W	Angled 003 profile.	36"	31-5/16" x 5/8" x 5/8" (795 mm x 16 mm x 16 mm)	9	585
LT2P312V39-10W	Angled 003 profile.	39"	35-11/16" x 5/8" x 5/8" (906 mm x 16 mm x 16 mm)	10	666
LT2P312V42-11W	Angled 003 profile.	42"	37-7/8" x 5/8" x 5/8" (962 mm x 16 mm x 16 mm)	11	707
LT2P312V45-11W	Angled 003 profile.	45"	40-1/16" x 5/8" x 5/8" (1018 mm x 16 mm x 16 mm)	11	748
LT2P312V48-12W	Angled 003 profile.	48"	44-7/16" x 5/8" x 5/8" (1129 mm x 16 mm x 16 mm)	12	830

007 Flat Profile Linear Fixture

Part Number	Profile Type	Wall Cabinet Width	Fixture Dimensions	Watts per Fixture	Lumens Per Fixture
LT2P712V09-03W	Flat 007 profile.	9"	5-1/8" x 5/8" x 3/8" (130 mm x 15 mm x 10 mm)	3	96
LT2P712V12-03W	Flat 007 profile.	12"	7-5/16" x 5/8" x 3/8" (186 mm x 15 mm x 10 mm)	3	137
LT2P712V15-04W	Flat 007 profile.	15"	11-11/16" x 5/8" x 3/8" (297 mm x 15 mm x 10 mm)	4	218
LT2P712V18-05W	Flat 007 profile.	18"	13-7/8" x 5/8" x 3/8" (352 mm x 15 mm x 10 mm)	5	259
LT2P712V21-06W	Flat 007 profile.	21"	18-3/16" x 5/8" x 3/8" (462 mm x 15 mm x 10 mm)	6	340
LT2P712V24-06W	Flat 007 profile.	24"	20-3/8" x 5/8" x 3/8" (518 mm x 15 mm x 10 mm)	6	380
LT2P712V27-07W	Flat 007 profile.	27"	22-9/16" x 5/8" x 3/8" (573 mm x 15 mm x 10 mm)	7	421
LT2P712V30-08W	Flat 007 profile.	30"	26-15/16" x 5/8" x 3/8" (684 mm x 15 mm x 10 mm)	8	503
LT2P712V33-09W	Flat 007 profile.	33"	29-1/8" x 5/8" x 3/8" (740 mm x 15 mm x 10 mm)	9	544
LT2P712V36-09W	Flat 007 profile.	36"	31-5/16" x 5/8" x 3/8" (795 mm x 15 mm x 10 mm)	9	585
LT2P712V39-10W	Flat 007 profile.	39"	35-11/16" x 5/8" x 3/8" (906 mm x 15 mm x 10 mm)	10	666
LT2P712V42-11W	Flat 007 profile.	42"	37-7/8" x 5/8" x 3/8" (962 mm x 15 mm x 10 mm)	11	707
LT2P712V45-11W	Flat 007 profile.	45"	40-1/16" x 5/8" x 3/8" (1018 mm x 15 mm x 10 mm)	11	748
LT2P712V48-12W	Flat 007 profile.	48"	44-7/16" x 5/8" x 3/8" (1129 mm x 15 mm x 10 mm)	12	830

002XL Recessed Profile Linear Fixture

Part Number	Profile Type	Wall Cabinet Width	Fixture Dimensions	Watts per Fixture	Lumens Per Fixture
LT2PX12V09-03W	Recessed 002XL profile.	9"	5-1/8" x 7/8" x 1/2" (130 mm x 22 mm x 13 mm)	3	96
LT2PX12V12-03W	Recessed 002XL profile.	12"	7-5/16" x 7/8" x 1/2" (186 mm x 22 mm x 13 mm)	3	137
LT2PX12V15-04W	Recessed 002XL profile.	15"	11-11/16" x 7/8" x 1/2" (297 mm x 22 mm x 13 mm)	4	218
LT2PX12V18-05W	Recessed 002XL profile.	18"	13-7/8" x 7/8" x 1/2" (352 mm x 22 mm x 13 mm)	5	259
LT2PX12V21-06W	Recessed 002XL profile.	21"	18-3/16" x 7/8" x 1/2" (462 mm x 22 mm x 13 mm)	6	340
LT2PX12V24-06W	Recessed 002XL profile.	24"	20-3/8" x 7/8" x 1/2" (518 mm x 22 mm x 13 mm)	6	380
LT2PX12V27-07W	Recessed 002XL profile.	27"	22-9/16" x 7/8" x 1/2" (573 mm x 22 mm x 13 mm)	7	421
LT2PX12V30-08W	Recessed 002XL profile.	30"	26-15/16" x 7/8" x 1/2" (684 mm x 22 mm x 13 mm)	8	503
LT2PX12V33-09W	Recessed 002XL profile.	33"	29-1/8" x 7/8" x 1/2" (740 mm x 22 mm x 13 mm)	9	544
LT2PX12V36-09W	Recessed 002XL profile.	36"	31-5/16" x 7/8" x 1/2" (795 mm x 22 mm x 13 mm)	9	585
LT2PX12V39-10W	Recessed 002XL profile.	39"	35-11/16" x 7/8" x 1/2" (906 mm x 22 mm x 13 mm)	10	666
LT2PX12V42-11W	Recessed 002XL profile.	42"	37-7/8" x 7/8" x 1/2" (962 mm x 22 mm x 13 mm)	11	707
LT2PX12V45-11W	Recessed 002XL profile.	45"	40-1/16" x 7/8" x 1/2" (1018 mm x 22 mm x 13 mm)	11	748
LT2PX12V48-12W	Recessed 002XL profile.	48"	44-7/16" x 7/8" x 1/2" (1129 mm x 22 mm x 13 mm)	12	830

12 Volt
TandemLED™
Lighting

Warm White
2700K

Soft White
3000K

Cool White
4000K

Daylight White
5000K

TandemLED™ Tape Lighting Kits

Selecting between a Wired Controller Kit and Wireless Controller Kit



Wired Controller



Wireless Controller



Smartphone App
(Samsung SmartThings)



Smart Home Speaker
(Echo Plus)

TandemLED Tape Lighting Kits

TandemLED is a patented, two-wire, tunable white LED Lighting technology. We've taken the guess work out of components needed and provided two styles of kits to select from! Whether Smart Home compatible lighting is desired, or lighting control with a simple wired controller, we make it easy with two versions of TandemLED Tape Lighting Kits.

TandemLED Wireless Controller Kit (Smart Home Compatible)

TandemLED Wired Controller Kit (Not Smart Home Compatible)



L-TK1Z1A-16

Wireless Controller
and wall plate



L-TWCK-16

Wired Controller

TandemLED™ Smart Tape Lighting Kit with a Wireless Controller and WAV Smart Receiver / 60 watt Power Supply (Plug-in) plus Smart Home compatibility

TandemLED™ Tape Lighting Kit with Wired Controller for touch control (not Smart Home compatible)

Don't settle on one white color temperature for lighting

Install a TandemLED Tape Lighting kit to experience full tuning control of the white color temperature from Warm White to Daylight White and all shades of white in between. Adjust the lighting throughout the day to fit energy levels with warm whites for relaxing and cool whites for focusing.

TandemLED Wireless Controller Kit

(Smart Home Compatible)

L-TK1Z1A-16

The Wireless Controller Kit allows for three ways to control lighting. Connect the WAV Smart Receiver / 60 watt Power Supply (Plug-in) to a Smart Home speaker hub and control the lighting via wireless controller, smartphone app, and voice control. Smart Home hub not included.



Scan to view installation video

<https://delivr.com/2nxye>



TandemLED Wireless On / Off / Dimmer / White Color Tuner

T-T-1Z-WC-RF-WT and T-DPL-WT



WAV Smart Receiver / 60 watt Power Supply (Plug-in)

T-TWAV-60W-PSR

Also includes multi-bit screwdriver, white decora style wall plate, and adhesive wipe for surface preparation.



16 ft. roll TandemLED Series tape light

L-T600-16-MW



LED tape light to wire connectors (12 pieces total)

L-8MM-EZ6PK-W



25 ft. roll connection wire

T-CW20G-STR-25

TandemLED Wired Controller Kit

(Not Smart Home Compatible)

L-TWCK-16

This Wired Kit is perfect for simple lighting control that still allows for on, off, dimming, and tuning the white color temperature of the lighting.



Scan to view installation video

<https://delivr.com/27m7m>



TandemLED Wired Controller

T-TIL-96



16 ft. roll TandemLED Series tape light

L-T600-16-MW



60 watt plug-in power supply

T-60W-12V-PI



LED tape light to wire connectors (12 pieces total)

L-8MM-EZ6PK-W



25 ft. roll connection wire

T-CW20G-STR-25

Also includes multi-bit screwdriver and adhesive wipe for surface preparation.

Features of our LED Tape Lighting Kits

- ✓ True Color – All tape lighting is 90+ CRI
- ✓ Easy to install using the pre-attached 3M™ waterproof adhesive tape
- ✓ Power using an existing hidden outlet behind the microwave, refrigerator, dishwasher, or under the sink.
- ✓ Tape Lighting Kits are a professional grade lighting system
- ✓ Cut tape lighting to length for a perfect fit
- ✓ All LED Tape Lighting Kits are UL Listed
- ✓ Tape Lighting has a micro-waterproof IP65 rated protective coating
- ✓ No extra wire to hide – cut to exact length needed

12V

5
YEAR
Warranty

UL
LISTED
US

Puck Light tuned to
Soft White (3000K)

Puck Light tuned to
Daylight White (5000K)

Tunable White LED Puck Light – TandemLED™ Series

Medium light output – 190 lumens per fixture

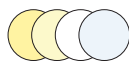
APPLICATIONS

- Under cabinet
- Interior cabinet
- Cove
- Outdoor

FEATURES

- Tunable white light from Warm White to Daylight White and all shades of white in between
- Tunable white and dimmable with required Wired or Wireless Controller
- Easily choose Warm White, Cool White, etc. AFTER the cabinets and lighting are installed
- Patented two-wire technology
- Easy direct wire connection
- Recess or surface mount
- Includes 3 lenses: 36°, 88°, and 120° optics
- 90 CRI (Color Rendering Index – true color)
- No Ultraviolet (UV) or Infrared (IR)
- 30,000 hour LED life at 70% lumen maintenance
- 12 volt DC plug-in or hardwired power supply required (order separately)
- If installing as recess mount a 2-1/2" hole saw is recommended
- UL Listed

TUNABLE WHITE KELVIN TEMPERATURES



Tunable white light – tune from Warm White (2700K) to Daylight White (5000K) and all shades of white in between

LED SPECIFICATIONS

LED Beam Angle – 36°, 88°, and 120°

INSTALLATION COMPONENTS

See page 92

POWER SUPPLIES

NOTE: This product requires a 12V DC power supply

See page 88

CONNECTORS AND WIRE

Connectors – see page 91

Wire – see page 92

WIRED CONTROLLER

See page 90

WAV SMART CONTROL™ SYSTEM

See page 89

2.4 WATTS PER FIXTURE

Part Number	Description	Total Watts Per Fixture	Lumens Per Fixture
L-PS-TDC-Color	LED puck light for surface or recess mount, with color tunable LEDs featuring two wire TandemLED technology. Easier to wire quickly with the screw terminal feature.	2.4	190

Blue indicates dealer choice. Color indicates Finish Color.
L-PS-TDC-WT (Example part number for TandemLED Series puck light with White housing)

Dark Silver
fixture shown
L-PS-TDC-DS



Front View



Back View

FINISH OPTIONS



Black (BK)



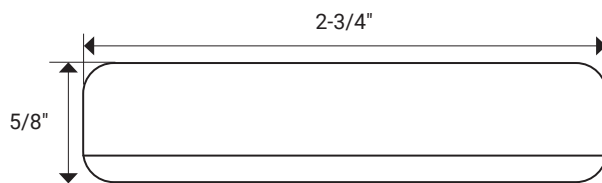
Bronze (BZ)



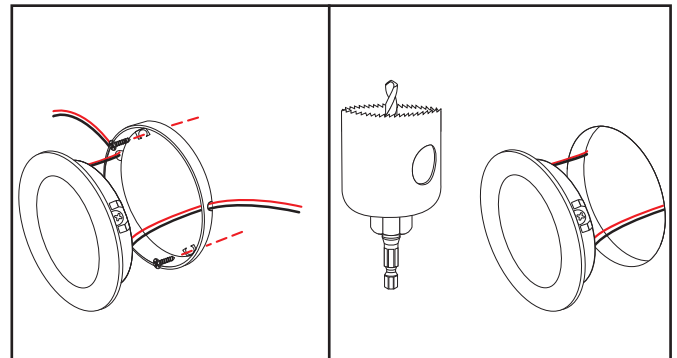
Dark Silver (DS)



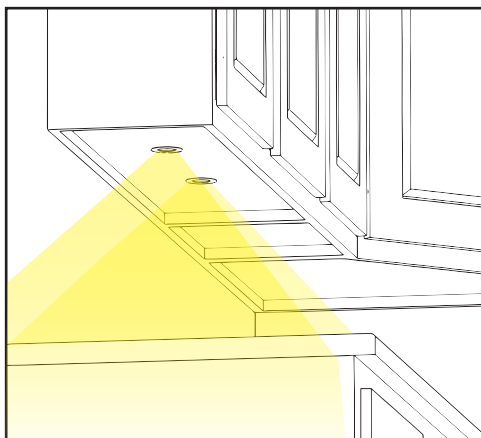
White (WT)



Fixture Cross-Section – Actual Size




Surface or recess mount



Mount in center of cabinet



Puck Light to
Warm White (2700K)



Puck Light tuned to
Cool White (4000K)



12V



NOTE: Some of these products are also found in the sempriaLED™ and illumaLED™ Lighting sections

PLUG-IN POWER SUPPLIES

Part Number	Description	Dimensions
T-12W-12V-PI	12 watt AC/DC 2 prong plug-in, class 2 rated 12 volt DC 1 AMP. Compatible with tape lighting and linear fixtures, the wireless dimming system, switches, and sensors.	1-15/16" x 1-1/8" x 2-15/16" (50 mm x 29 mm x 74 mm)
T-24W-12V-PI	24 watt AC/DC 2 prong plug-in, class 2 rated 12 volt DC 2 AMP. Compatible with tape lighting and linear fixtures, the wireless dimming system, switches, and sensors.	3-5/8" x 1-13/16" x 1-5/8" (92 mm x 46 mm x 41 mm)
T-36W-12V-PI	36 watt AC/DC 2 prong plug-in, class 2 rated 12 volt DC 3 AMP. Compatible with tape lighting and linear fixtures, the wireless dimming system, switches, and sensors.	3-11/16" x 1-15/16" x 1-9/16" (94 mm x 50 mm x 40 mm)
T-60W-12V-PI	60 watt AC/DC 2 prong plug-in, class 2 rated 12 volt DC 5 AMP. Compatible with tape lighting and linear fixtures, the wireless dimming system, switches, and sensors.	5-1/16" x 2" x 1-5/16" (129 mm x 52 mm x 33 mm)
T-96W-12V-PI	96 watt AC/DC 3 prong plug-in, 12 volt DC 8 AMP. Compatible with tape lighting and linear fixtures, the wireless dimming system, switches, and sensors.	5-9/16" x 2-3/8" x 1-3/8" (141 mm x 61 mm x 35 mm)
T-120W-12V-PI	120 watt AC/DC 3 prong plug-in, 12 volt DC 10 AMP. Compatible with tape lighting and linear fixtures, the wireless dimming system, switches, and sensors.	6-5/16" x 2-11/16" x 1-1/4" (161 mm x 68 mm x 33 mm)

NOTE: Task Lighting 12 volt power supplies 60 watts and under are Class 2 Compliant for residential use



T-12W-12V-PI



T-24W-12V-PI



T-36W-12V-PI



T-60W-12V-PI

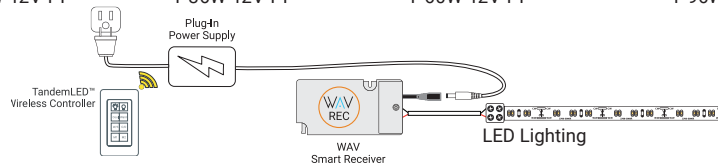


T-96W-12V-PI



T-120W-12V-PI

Wiring for Plug-in Power Supplies



WATERPROOF HARDWIRED POWER SUPPLIES

Part Number	Description	Dimensions
T-60W-12-WP-HW	60 watt, 12 volt IP67 rated waterproof class 2 rated LED hardwired. Compatible with tape lighting and linear fixtures, the wireless dimming system, switches, and sensors.	6-1/2" x 1-5/8" x 1-1/4" (165 mm x 41 mm x 32 mm)
T-150W-12-WP-HW	150 watt, 12 volt IP67 rated waterproof LED hardwired. Compatible with tape lighting and linear fixtures, the wireless dimming system, switches, and sensors.	7-3/8" x 2-3/8" x 1-1/2" (187 mm x 60 mm x 38 mm)

NOTE: Task Lighting 12 volt power supplies 60 watts and under are Class 2 Compliant for residential use

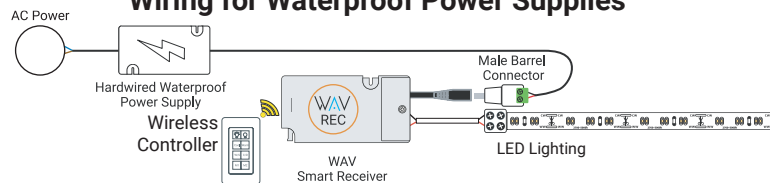


T-60W-12-WP-HW



T-150W-12-WP-HW

Wiring for Waterproof Power Supplies



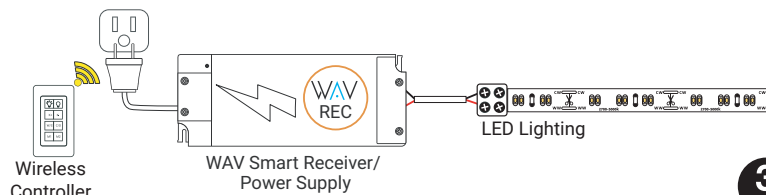
WAV SMART RECEIVER / 60 WATT POWER SUPPLY (PLUG-IN)

Part Number	Description	Dimensions
T-TWAV-60W-PSR	60 watt WAV Smart Receiver / Power Supply for plug-in or hardwire installation. Use to turn TandemLED Tunable White LED Lighting, sempriaLED Linear Fixtures, or illumaLED Tape Lighting or Puck Lights into smart home compatible lights. Smart Home hub not included. UL Recognized.	7-3/8" x 2-7/8" x 1-1/4" (187 mm x 73 mm x 32 mm)

NOTE: Task Lighting 12 volt power supplies 60 watts and under are Class 2 Compliant for residential use





Wiring for WAV Smart Receiver / Power Supply

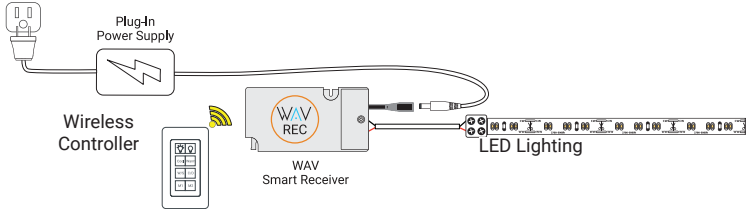



NOTE: Some of these products are also found in the sempriaLED™ and illumaLED™ Lighting sections

RECEIVERS FOR WIRELESS DIMMING SYSTEM


Part Number	Description	Dimensions
T-TWAV-60W-PSR 	WAV Smart Receiver / 60 watt class 2 rated Power Supply (Plug-in). Allows you to use a wireless controller, an app, or voice to control lights. Use with TandemLED smart controller (T-T-1Z-WC-RF-Color) for tunable white light control, or pair with an Uno 1-Zone Controller (T-Q-1Z-WC-RF-Color), Duo 2-Zone Controller (T-Q-2Z-WC-RF-Color), or Quattro 4-Zone Controller (T-Q-4Z-WC-RF-Color) to control on / off / dimming in each lighting Zone. Smart Home hub not included. UL Recognized.	7-3/8" x 2-7/8" x 1-1/4" (187 mm x 73 mm x 32 mm)
T-TWAV-WR-120 	WAV 120 watt Smart Receiver. Allows you to use a wireless controller, an app, or voice to control lights. Use with TandemLED smart controller (T-T-1Z-WC-RF-Color) for tunable white light control, or pair with an Uno 1-Zone Controller (T-Q-1Z-WC-RF-Color), Duo 2-Zone Controller (T-Q-2Z-WC-RF-Color), or Quattro 4-Zone Controller (T-Q-4Z-WC-RF-Color) to control on / off / dimming in each lighting Zone. Smart Home hub not included. UL Recognized.	4-1/4" x 2-1/4" x 3/8" (108 mm x 57 mm x 22 mm)

Example - Connecting Tape Lighting to WAV Smart Receiver









WAV Smart Receiver
T-TWAV-WR-120



WAV Smart Receiver / 60 watt
Power Supply (Plug-in)
T-TWAV-60W-PSR

WIRELESS CONTROLLERS

Use the WAV Smart Receiver (T-TWAV-WR-120) or WAV Smart Receiver / 60 Watt Power Supply (T-TWAV-60W-PSR) to use a wireless controller, an app, or voice to control lights. Available in Almond (AL), Black (BK), Brown (BR), Grey (GR), or White (WT). Smart Home hub not included. Pair the Uno, Duo, or Quattro Wireless Controller with a TandemLED Wireless Controller to control multiple zones of lighting. See page 96 for more information on controlling multiple zones of TandemLED Lighting.

Part Number	Description	Dimensions
T-T-1Z-WC-RF-Color  Compatible	TandemLED wireless controller. Control 1 zone of lights, tune the white color temperature of the lights, dim lights, and turn on / off.	2-5/8" x 1-5/16" x 3/8" (67 mm x 33 mm x 10 mm)
T-Q-1Z-WC-RF-Color  Compatible	Uno 1-Zone LED controller. Allows you to control 1-Zone of lights with on / off / dimming options.	2-5/8" x 1-5/16" x 3/8" (67 mm x 33 mm x 10 mm)
T-Q-2Z-WC-RF-Color  Compatible	Duo 2-Zone LED controller. Allows you to control 2-Zones of lights with on / off / dimming options.	2-5/8" x 1-5/16" x 3/8" (67 mm x 33 mm x 10 mm)
T-Q-4Z-WC-RF-Color  Compatible	Quattro 4-Zone LED controller. Allows you to control up to 4-Zones of lights with on / off / dimming options.	2-5/8" x 1-5/16" x 3/8" (67 mm x 33 mm x 10 mm)



NOTE: All wireless controllers are available in these additional colors



NOTE: Some of these products are also found in the sempriaLED™ and illumaLED™ Lighting sections

DECORA COVER PLATES

Part Number	Description	Dimensions
T-DPL-Color	Decora style cover plate to fit over Wireless Controller on wall. Use with TandemLED smart controller (T-T-1Z-WC-RF-Color), Uno 1-Zone Controller (T-Q-1Z-WC-RF-Color), Duo 2-Zone Controller (T-Q-2Z-WC-RF-Color), Quattro 4-Zone Controller (T-Q-4Z-WC-RF-Color), or RGB Controller (T-C-RGBWC-RF-Color) to install on wall. Available in Almond (AL), Black (BK), Brown (BR), Grey (GR), or White (WT)	4-11/16" x 2-15/16" x 11/16" (119 mm x 75 mm x 17 mm)



Decora Cover Plate
T-DPL-AL



Decora Cover Plate
T-DPL-BK



Decora Cover Plate
T-DPL-BR



Decora Cover Plate
T-DPL-GR



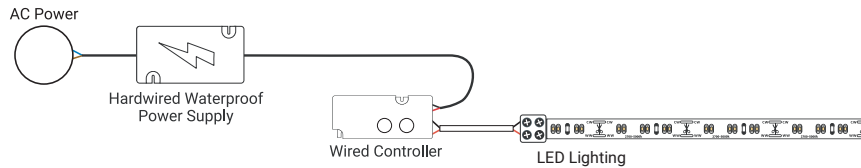
Decora Cover Plate
T-DPL-WT

TANDEMLED WIRED CONTROLLER

Part Number	Description	Dimensions
T-TIL-96	96 watt Wired Controller. Click the "TUNE" button to cycle through preset temperatures – 2700K, 3000K, 4000K, and 5000K. Press and hold the "TUNE" button to fine-tune the temperature. Click the "DIM" button to turn the lights on / off / or dim to preset levels. Press and hold the "DIM" button to fine-tune the desired level of brightness. Included Wave Sensor (optional) allows you to wave hand in front of sensor to turn lights on / off.	3-9/16" x 1-9/16" x 7/8" (91 mm x 40 mm x 22 mm)



Example - Connecting Tape Lighting to Wired Controller



PLUG CONNECTORS - use with LED Lighting, power supplies

Part Number	Description	Dimensions
T-MPC	Male Plug Connector. Connect to output side of receiver for easy plug-and-play system.	6-1/2" overall length (165 mm)
T-FPC	Female Plug Connector. Connect to input side of receiver or into a Male Plug Connector for easy connection.	6-1/2" overall length (165 mm)



T-MPC



T-FPC

NOTE: Some of these products are also found in the sempriaLED™, illumaLED™, and 24 volt Lighting sections

BARREL CONNECTORS - use with illumaLED tape light, puck lights, power supplies

Part Number	Description	Dimensions
T-MBC	Male barrel to conductor screw-down connector. Use to add a female barrel connector to a pair of lead wires for connection to an LED light power supply or cable.	1-9/16" x 37/64" x 1/2" (40 mm x 145 mm x 13 mm)
T-FBC	Female barrel to conductor screw-down connector. Use in conjunction with male barrel connector to pair lead wires or to connect and rewire an LED light power supply cable.	1-9/16" x 37/64" x 1/2" (39 mm x 14 mm x 13 mm)



EZ CONNECTORS - use with illumaLED tape light

Part Number	Description	Dimensions
L-8MM-EZ100PK	8 mm EZ connector – 100 pack. Use to connect 8 mm tape light to wire.	1/2" x 7/16" x 5/16" (13 mm x 10 mm x 8 mm)
L-8MM-EZ6PK	8 mm EZ connector – 6 pack. Use to connect 8 mm tape light to wire.	1/2" x 7/16" x 5/16" (13 mm x 10 mm x 8 mm)
L-8MM-EZ100PK-W	White 8 mm EZ connector – 100 pack. Use to connect 8 mm tape light to wire.	1/2" x 7/16" x 5/16" (13 mm x 10 mm x 8 mm)
L-8MM-EZ6PK-W	White 8 mm EZ connector – 6 pack. Use to connect 8 mm tape light to wire.	1/2" x 7/16" x 5/16" (13 mm x 10 mm x 8 mm)
<u>L-EZV2-6PK-BK</u> COMING SOON	Black EZ connector for 8 mm and 10 mm tape lighting– 6 pack. Use to connect 8 mm or 10 mm tape light to wire.	3/4" x 7/16" x 5/16" (18 mm x 10 mm x 8 mm)
<u>L-EZV2-6PK-WT</u> COMING SOON	White EZ connector for 8 mm and 10 mm tape lighting– 6 pack. Use to connect 8 mm or 10 mm tape light to wire.	3/4" x 7/16" x 5/16" (18 mm x 10 mm x 8 mm)



FLEXIBLE CONNECTORS - use with illumaLED 8mm tape light

Part Number	Description	Dimensions
L-8MM-FLEX3PK	3 pack of flexible 8 mm corner connectors – Black. 4" wire in between connectors. Use to turn corners at any angle with 8 mm tape lighting. Compatible with single color tape light and tunable white tape light.	4-29/32" x 13/32" x 5/16" (125 mm x 10 mm x 8 mm)
L-8MM-FLEX3PK-W	3 pack of flexible 8 mm corner connectors – White. 4" wire in between connectors. Use to turn corners at any angle with 8 mm tape lighting. Compatible with single color tape light and tunable white tape light.	4-29/32" x 13/32" x 5/16" (125 mm x 10 mm x 8 mm)



EZ PUSH CONNECTORS - use with stranded or solid wire

Part Number	Description	Dimensions
T-EZWC	EZ wire-to-wire connector. Must strip wire to insert into connector. Use to daisy chain fixtures in parallel runs or to connect around corners.	51/64" x 11/16" x 5/16" (20 mm x 18 mm x 14 mm)



NOTE: Some of these products are also found in the sempriaLED™, illumaLED™, and 24 volt Lighting sections

8MM CONNECTORS - use with 8mm tape light

Part Number	Description	Dimensions
L-8MM-SC	8 mm splice snap connector. Use to connect 8 mm LED tape light to 8 mm tape light with no lead wire between the connection.	49/64" x 1/2" x 5/16" (20 mm x 13 mm x 8 mm)
L-8MM-WTSC	8 mm LED tape light to wire connector. Use to connect 8mm tape light to wire without stripping any wires.	61/64" x 1/2" x 5/16" (24 mm x 13 mm x 8 mm)



L-8MM-SC



L-8MM-WTSC

3-WAY SPLITTER - use with linear fixtures, tape lighting, and puck lights

Part Number	Description	Dimensions
T-3WSP	DC 3-way splitter plug. Use to connect multiple LED light fixtures to a dimming system.	16" overall length (406 mm) 8" length of one splice (203 mm)



3M™ ADHESIVE PROMOTER WIPE

Part Number	Description
L-APW-4298	3M™ adhesive promoter wipe – cleans the surface for a stronger tape lighting adhesive bond



3M™ 300LSE WATERPROOF ADHESIVE TAPE

Part Number	Description	Dimensions
L-DSA200	164 ft. roll of waterproof 3M™ 300LSE high-bond adhesive tape for secure installation.	5/16" wide (8 mm)



STRANDED WIRE – use with illumaLED products

Part Number	Description	Outside Diameter
T-CW20G-STR-25	25 ft. spool of 20/2 AWG 2 conductor, in-wall rated stranded wire.	1/8" (3 mm)
T-CW20G-STR-50	50 ft. spool of 20/2 AWG 2 conductor, in-wall rated stranded wire.	1/8" (3 mm)
T-CW20G-STR-100	100 ft. spool of 20/2 AWG 2 conductor, in-wall rated stranded wire.	1/8" (3 mm)
T-CW20G-STR-1	20/2 AWG 2 conductor, in-wall rated stranded wire. Specify the number of feet needed when ordering. Sold per foot. Must order a minimum of 2 ft.	1/8" (3 mm)



T-CW20G-STR-25



T-CW20G-STR-50

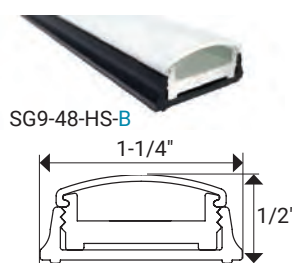
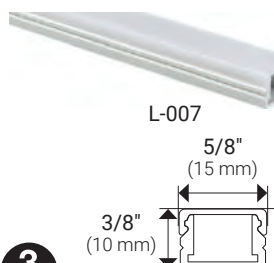
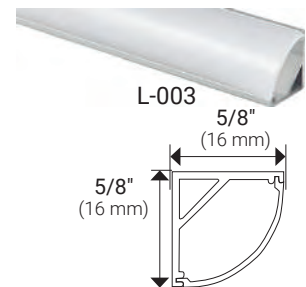
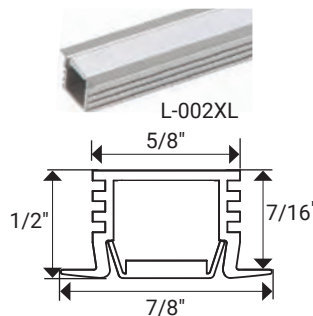
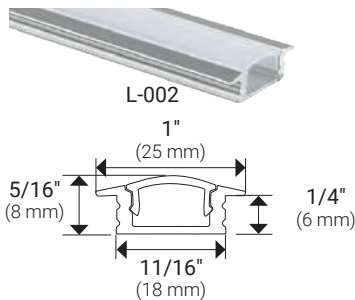


T-CW20G-STR-100

NOTE: Some of these products are also found in the sempriaLED™, illumaLED™, and 24 volt Lighting sections

PROFILES

Part Number	Description	Dimensions
L-002-Lens-48	002 recessed aluminum housing 48" – Frosted (FR) or Clear (CL) lens. Compatible with illumaLED 8 mm and 10 mm tape lighting for sturdy, dust-proof enclosure. This product is field-cuttable. Use with L-EC-002 for end caps. NOTE: L-8MM-EZ connectors will not fit inside this profile with the lens.	48" x 1" x 5/16" (1219 mm x 25 mm x 8 mm)
L-002-Lens-90	002 recessed aluminum housing 90" – Frosted (FR) or Clear (CL) lens. Compatible with illumaLED 8 mm and 10 mm tape lighting for sturdy, dust-proof enclosure. This product is field-cuttable. Use with L-EC-002 for end caps. NOTE: L-8MM-EZ connectors will not fit inside this profile with the lens.	90" x 1" x 5/16" (2286 mm x 25 mm x 8 mm)
L-002XL-FR-90	002 XL Series recessed aluminum housing 90" – Frosted lens. Compatible with illumaLED 8 mm and 10 mm tape lighting for sturdy, dust-proof enclosure. This product is field-cuttable. Use with L-EC-002 for end caps.	90" x 7/8" x 1/2" (2286 mm x 22 mm x 13 mm)
L-003-Lens-48	003 angled aluminum housing 48" – Frosted (FR) or Clear (CL) lens. Compatible with illumaLED 8 mm and 10 mm tape lighting for sturdy, dust-proof enclosure. This product is field-cuttable. Use with L-EC-003 for end caps.	48" x 5/8" x 5/8" (1219 mm x 16 mm x 16 mm)
L-003-Lens-90	003 angled aluminum housing 90" – Frosted (FR) or Clear (CL) lens. Compatible with illumaLED 8 mm and 10 mm tape lighting for sturdy, dust-proof enclosure. This product is field-cuttable. Use with L-EC-003 for end caps.	90" x 5/8" x 5/8" (2286 mm x 16 mm x 16 mm)
L-007-Lens-48	007 flat aluminum housing 48" – Frosted (FR) or Clear (CL) lens. Compatible with illumaLED 8 mm and 10 mm tape lighting for sturdy, dust-proof enclosure. This product is field-cuttable. Use with L-8MM-EZ6PK for end caps.	48" x 5/8" x 3/8" (1219 mm x 16 mm x 10 mm)
L-007-Lens-90	007 flat aluminum housing 90" – Frosted (FR) or Clear (CL) lens. Compatible with illumaLED 8 mm and 10 mm tape lighting for sturdy, dust-proof enclosure. This product is field-cuttable. Use with L-8MM-EZ6PK for end caps.	90" x 5/8" x 3/8" (2286 mm x 16 mm x 10 mm)
SG9-48-HS-Color	Linear aluminum housing 48" with frosted lens. Available in Black (B), Grey (G), or White (W). Compatible with illumaLED 8 mm and 10 mm tape lighting for sturdy, dust-proof enclosure. This product is field-cuttable. NOTE: L-8MM-EZ connectors will not fit inside this profile with the lens.	48" x 1-1/4" x 1/2" (1219 mm x 32 mm x 13 mm)
L-0LC-FR-48-Finish	48" field-cuttable Lighted Closet Rod profile with frosted lens. Available in Black (BK), Bronze (BZ), Satin Nickel (SN), or White (WT).	48" x 1-1/4" x 1/2" (1219 mm x 32 mm x 13 mm)
L-0LC-FR-90-Finish	90" field-cuttable Lighted Closet Rod profile with frosted lens. Available in Black (BK), Bronze (BZ), Satin Nickel (SN), or White (WT).	90" x 1-1/4" x 1/2" (2286 mm x 32 mm x 13 mm)



WireWay and Mounting Accessories

NOTE: Some of these products are also found in the sempriaLED™, illumaLED™, and 24 volt Lighting sections

WIREWAY AND MOUNTING ACCESSORIES

Part Number	Description	Dimensions
LC9R-CBS-P-Finish	Support bracket for Lighted Closet Rod. Recommended to use every 48". Available in Black (BK), Bronze (BZ), Satin Nickel (SN), or White (WT).	11-7/8" x 10-7/8" x 3" (302 mm x 276 mm x 76 mm)
LC9R-FS-P-Finish	Flange set for Lighted Closet Rod. Available in Black (BK), Bronze (BZ), Satin Nickel (SN), or White (WT).	3-3/8" x 2-1/2" x 1-1/8" (86 mm x 64 mm x 29 mm)
SG9-WW-48-Color	48" field-cutttable WireWay for Linear Fixture – SG9 Series or with the Lighted Closet Rod to hide wires. Use to hide wires from site for a clean installation. Available in Black (BK), Grey (GRY), or White (WT).	48" x 1-1/4" x 1/2" (1219 mm x 32 mm x 13 mm)
SG9-WW-MJ12-Color	(2) 12" WireWay pieces with 45° miter joint for Linear Fixture – SG9 Series. Use to hide wires from site for a clean installation. Available in Black (BK), Grey (GRY), or White (WT).	48" x 1-1/4" x 1/2" (1219 mm x 32 mm x 13 mm)
SF9-WW-48	48" Mini Linear Fixture Profile (aluminum housing and lens). Use as WireWay for F Series or as a profile for tape lighting. Use to hide wires from site for a clean installation.	48" x 1/2" x 1/2" (1219 mm x 13 mm x 13 mm)
SA9-WW-48	48" Mini Angled Linear Fixture Profile (aluminum housing and lens). Use as WireWay for A Series or as a profile for tape lighting. Use to hide wires from site for a clean installation.	48" x 1/2" x 5/8" (1219 mm x 13 mm x 16 mm)
SS9-WW-48	48" Angled Linear Fixture Profile (aluminum housing and lens). Use as WireWay for S Series or as a profile for tape lighting. Use to hide wires from site for a clean installation.	48" x 3/4" x 11/16" (1219 mm x 19 mm x 17 mm)




LC9R-CBS-P-SN



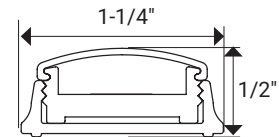
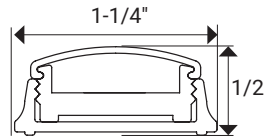
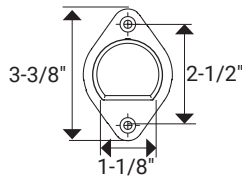
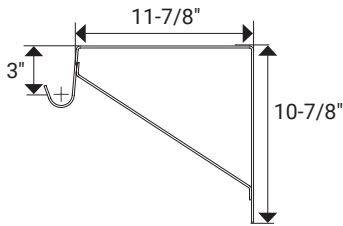
LC9R-FS-P-SN



SG9-WW-48-GRY



SG9-WW-MJ12BK



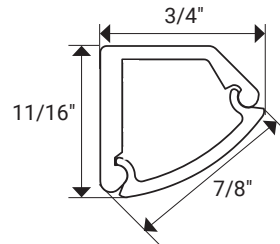
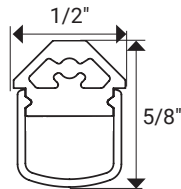
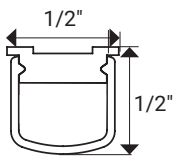
SF9-WW-48



SA9-WW-48



SS9-WW-48



NOTE: Some of these products are also found in the sempriaLED™, illumaLED™, and 24 volt Lighting sections

END CAPS

Part Number	Description	Dimensions
SR9-EC-Kit	Light Grey end caps for R Series and L-002XL Profiles – wire entry openings. Use for a clean, finished look at the end of each lighting fixture.	7/8" x 1/2" x 3/8" (22 mm x 13 mm x 10 mm)
L-EC-002	End caps for L-002 aluminum housing – wire entry openings – Available in Light Grey only. Use for a clean, finished look at the end of each lighting fixture.	1" x 5/16" x 7/16" (25 mm x 8 mm x 11 mm)
L-EC-003	End caps for L-003 aluminum housing – Available in Light Grey only. Use for a clean, finished look at the end of each lighting fixture.	5/8" x 5/8" x 1/4" (16 mm x 16 mm x 6 mm)
L-8MM-EZ6PK	8 mm EZ connector – 6 pack. Use as an end cap to the 007 profile. Use for a clean, finished look at the end of each lighting fixture.	1/2" x 7/16" x 5/16" (13 mm x 10 mm x 8 mm)
L-8MM-EZ6PK-W	White 8 mm EZ connector – 6 pack. Use as an end cap to the 007 profile. Use for a clean, finished look at the end of each lighting fixture.	1/2" x 7/16" x 5/16" (13 mm x 10 mm x 8 mm)



MOUNTING CLIPS

Part Number	Description	Dimensions
L-MC-003	Mounting clip for L-003 aluminum housing – mounting screws included	9/16" wide (14 mm)
L-MC-007	Mounting clip for L-007 aluminum housing – mounting screws included	5/8" wide (16 mm)



TandemLED™ Wireless Controller – controls BOTH Zone 1 & Zone 2 white temperature tuning

enlarged to show detail

EXAMPLE – Zone 1 - turns interior cabinet lighting on / off / dim

EXAMPLE – Zone 2 - turns under cabinet lighting on / off / dim

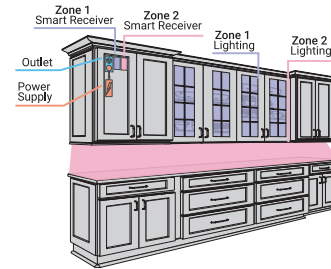
enlarged to show detail

Controlling multiple lighting applications for TandemLED™ Lighting

Use these four pages to learn how the TandemLED Wireless Controller can be used to turn lights on, off, dim, and tune the white temperature in multiple lighting applications. Then use a separate Wireless Controller to turn the lights on, off, and dim in each zone once the white temperature has been adjusted to the desired color.

What to do first?

First, identify the zones for lighting. A **Zone** is defined as a location requiring a separate dimming receiver to turn different lighting applications on / off / dim at separate times, such as under cabinet lighting, above cabinet lighting, or toe-kick lighting.



What products are needed?

For each zone desired, a **Receiver** will be required to operate each desired zone individually. If lighting is installed under a cabinet and above a cabinet, then two receivers would be needed to operate the two zones individually.

A TandemLED **Wireless Controller** will be required to adjust the white temperature from Warm White to Daylight White and all shades of white in between, and to turn the lights on, off, and dim.

For more than one zone, an additional wireless controller is required to control multiple lighting zones separately. Select between a Duo (2-Zone) Wireless Controller and a Quattro (4-Zone) Wireless Controller.

WAV Smart Receiver



T-TWAV-WR-120

WAV Smart Receiver / 60 watt Power Supply (plug-in)



T-TWAV-60W-PSR

TandemLED Wireless Controller



T-T-1Z-WC-RF-Color

Duo Wireless Controller



T-Q-2Z-WC-RF-Color

Quattro Wireless Controller



T-Q-4Z-WC-RF-Color

Use a WAV Smart Receiver or WAV Smart Receiver / 60 watt Power Supply (plug-in), and use a Wireless Controller for zoning.

Alternatively, connect to a Smart Home speaker hub for hands-free voice control and for control using the hub's smartphone app. All the same functions are available: zoning, tuning the white color temperature, dimming, on/off. For zoning, each zone will need to be named as a separate light.

Visit [Vimeo.com/TaskLighting](https://www.youtube.com/watch?v=TaskLighting) for additional video help or [TaskLighting.com](https://www.TaskLighting.com) for more help in the Resources section.

STEP 1

Select a Smart Receiver

WAV Smart Receiver

Smart Receiver that connects with Smart Home hubs for voice or app control, or with any Task Lighting RF Wireless Controller.

Use this receiver when multiple receivers are desired to hook-up to one power supply. This receiver is also best used when lighting is over 60 watts since the WAV Smart Receiver / Power Supply is only rated for 60 watts.

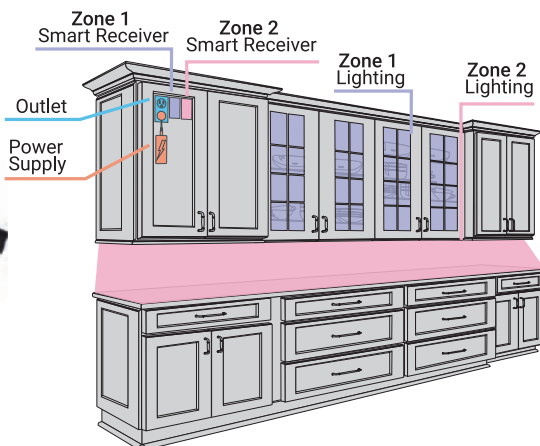
WAV Smart Receiver / 60 watt Power Supply (plug-in)

60 watt power supply with built-in WAV Smart Receiver that connects with Smart Home hubs for voice or app control, or with any Task Lighting RF Wireless Controller.

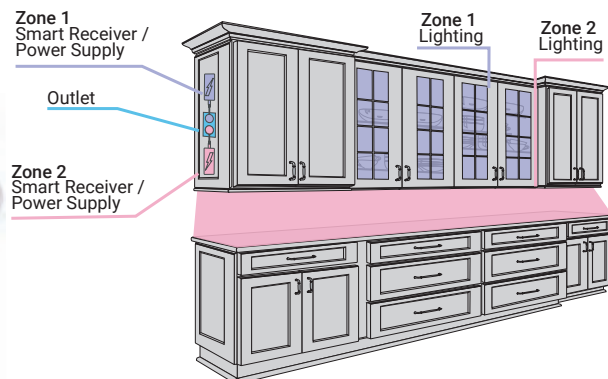
Use this device when it's ideal to have a power supply and receiver together to simplify installation.

Each zone requires a receiver to independently control the lighting. If lighting is installed under a cabinet, above a cabinet, and under the toe-kick, three receivers will be required if it's desired to operate the three zones individually.

We have two types of Smart Receivers to select between, the WAV Smart Receiver and the WAV Smart Receiver / 60 watt Power Supply (plug-in).



WAV Smart Receiver / 60 watt Power Supply (plug-in)



STEP 2

Select Wireless Controller(s)

Duo (2-Zone) Wireless Controller

The Duo Wireless Controller controls brightness in up to 2 Zones, but does not change Kelvin temperature.

Turn lighting on / off / dim



Zone 1 - Interior Cabinet Lighting

Zone 2 - Under Cabinet Lighting

Duo Wireless Controller
T-Q-2Z-WC-RF-Color

Quattro (4-Zone) Wireless Controller

The Quattro Wireless Controller controls brightness in up to 4 Zones, but does not change Kelvin temperature.

Turn lighting on / off / dim



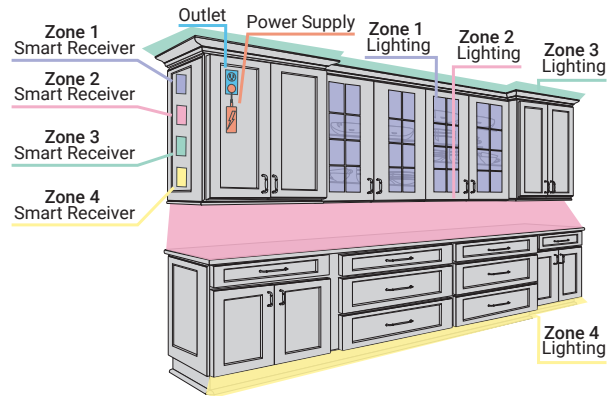
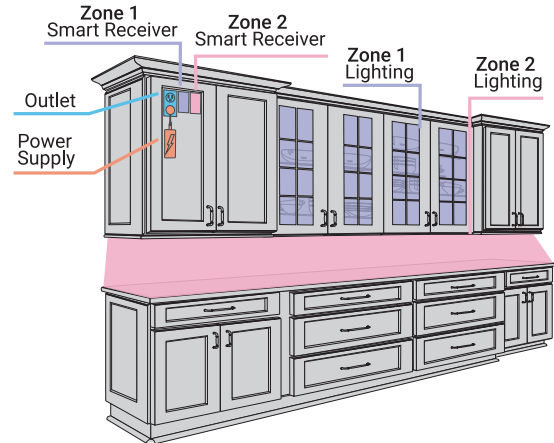
Zone 1 - Interior Cabinet Lighting

Zone 2 - Under Cabinet Lighting

Zone 3 - Above Cabinet Lighting

Zone 4 - Toe-Kick Lighting

Quattro Wireless Controller
T-Q-4Z-WC-RF-Color



STEP 3

Pair Smart Receiver to Wireless Controller(s)

WAV Smart Receiver and WAV Smart Receiver / Power Supply pairing instructions

Very quickly, click and release the "Prog" button and, within 5 seconds, quickly click and release the "Up Arrow" button on the controller (or illuminated light bulb on TandemLED Controller). When the lights blink, the WAV Smart Receiver or WAV Smart Receiver / Power Supply and Controller are paired.

WAV Smart Receiver

Press Prog. button



T-TWAV-WR-120

WAV Smart Receiver / Power Supply

Press Prog. button



T-TWAV-60W-PSR

TandemLED™ Wireless Controller



Press illuminated light bulb

T-T-1Z-WC-RF-Color

Duo Wireless Controller



Press "Up" arrow button to pair that zone

T-Q-2Z-WC-RF-Color

Quattro Wireless Controller



T-Q-4Z-WC-RF-Color

The TandemLED Wireless Controller is required for wall control. It is suggested to use with a smartphone app or voice control in case the Smart Home hub does not function properly. Choose between the Duo or Quattro Wireless Controller depending on the number of zones desired. Multiple zones can also be controlled independently via app or voice when paired with a Smart Home hub.

EXAMPLE

Using a TandemLED™ and Duo Wireless Controller

Below is an example of using the TandemLED™ Wireless Controller to tune the white temperature of each zone at the same time and the Duo Wireless Controller to control the lighting on / off and dim in two separate zones.

Zone 1



Pairs to both Smart Receivers and controls BOTH Zone 1 and Zone 2



T-T-1Z-WC-RF-Color

TandemLED™ Wireless Controller

Controls the white color temperature, on, off, and dimming of ALL zones
NOTE: This controller will adjust the white temperature for all zones that it is programmed to at the same time.

Zone 2



Top two buttons control Zone 1

Bottom two buttons control Zone 2



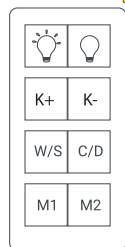
T-Q-2Z-WC-RF-Color

Duo Wireless Controller

Controls the on, off, and dimming for each individual zone.
NOTE: This controller will not adjust the white temperature.

Example of using a TandemLED™ Wireless Controller with a Duo Wireless Controller to control 2 Zones of lighting – uses two WAV Smart Receivers and one Power Supply

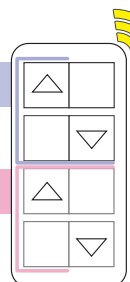
Use this TandemLED™ Wireless Controller to tune the white temperature, turn lights on, off, and dim for BOTH Zone 1 and Zone 2.



Use this Duo Wireless Controller to turn the lights on, off, and dim in each zone independently.
NOTE: This controller will not adjust the white temperature.

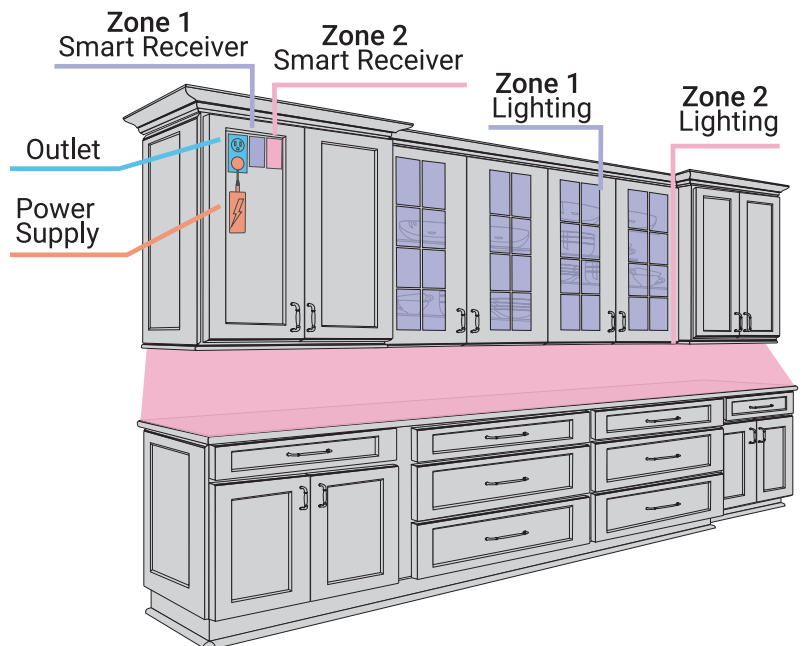
ZONE 1

ZONE 2



Interior Cabinet

Under Cabinet





Wireless ● App ● Voice
SMART CONTROL

The simple way to make LED Lighting smart with multiple ways to control

Connect with a Wireless Controller for wireless control from anywhere in the home



Connect using a Smart Home device app to control with smart phone anywhere at any time



Connect with a Smart Home speaker to use voice control



How Does WAV work?



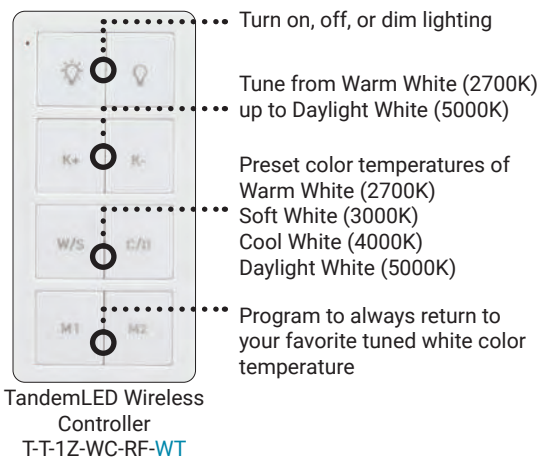
WAV stands for Wireless – App – Voice, and is a smart device that turns LED Lighting products into Smart Home connected lights using Zigbee 3.0 technology.

Control lights with Amazon Alexa, Google Home, Philips Hue, Apple HomeKit, or any Zigbee 3.0 compatible system.

Control with a Wireless Controller

Easy tuning with a Wireless Controller

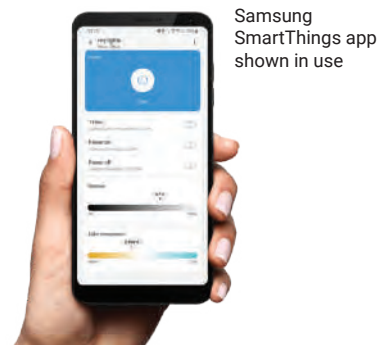
Also requires WAV Smart Receiver
 WAV Smart Receiver (T-TWAV-WR-120) or
 WAV Smart Receiver / Power Supply (T-TWAV-60W-PSR)
 Sleek Wireless Controller designed to turn sempriaLED™ or illumaled™ lights on, off, or dim. Use the TandemLED™ Wireless Controller to turn the lights on, off, dim, and tune the white color temperature. All Wireless Controllers are available in Almond (AL), Black (BK), Brown (BR), Grey (GR), and White (WT).



Control with a Smart Home app

Customize your lighting with an app

Also requires a WAV Smart Receiver
 WAV Smart Receiver (T-TWAV-WR-120) or
 WAV Smart Receiver / Power Supply (T-TWAV-60W-PSR)
 Use the Smart Home device's app to turn the TandemLED™ lights on, off, dim, tune the multi-white color temperature, and set up a schedule to tune color of the lights throughout the day!



Samsung SmartThings app shown in use

Control with voice using a Smart Home hub

Go hands-free with voice control

Requires a WAV Smart Receiver
 WAV Smart Receiver (T-TWAV-WR-120) or
 WAV Smart Receiver / Power Supply (T-TWAV-60W-PSR)
 Use voice control as a hands-free option to turn the TandemLED™ lights on, off, dim, and tune the multi-white color temperature.



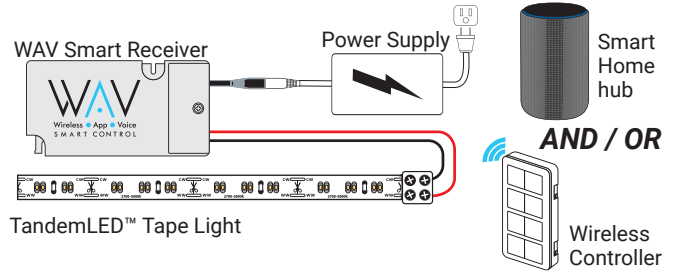
WAV Smart Control™ products work with Zigbee-enabled smart home hub products available from several manufacturers.



NOTE: Smart Home hub is NOT included with WAV Smart Control Products.

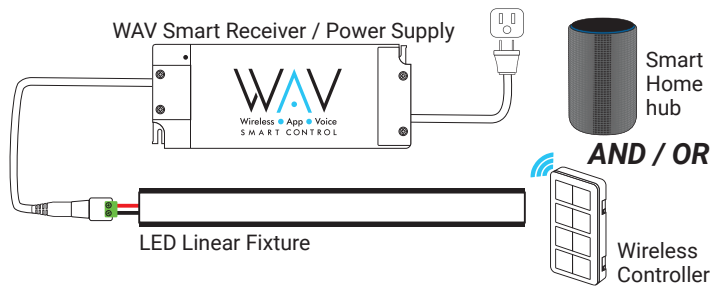
WAV Smart Receiver

A Smart Receiver to connect with two-wire LED Lighting and a Power Supply. Use with TandemLED™ Tunable White LED Lighting, sempriaLED™ Linear Fixtures, or illumaled™ Tape Lighting or Puck Lights.



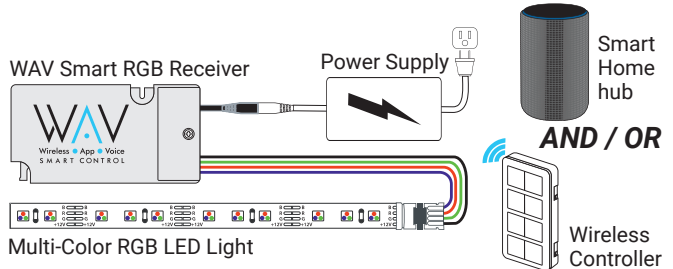
WAV Smart Receiver / 60 watt Power Supply (plug-in)

A Smart Receiver AND 60 watt Power Supply combined into one device that can be used as a plug-in power supply or hardwired. Use with TandemLED™ Tunable White LED Lighting, sempriaLED™ Linear Fixtures, or illumaled™ Tape Lighting or Puck Lights.



WAV Smart RGB Receiver

A Smart Receiver to connect with 4-wire Multi-Color RGB LED Lighting and a Power Supply. Use with illumaled™ Multi-Color RGB LED Lighting.



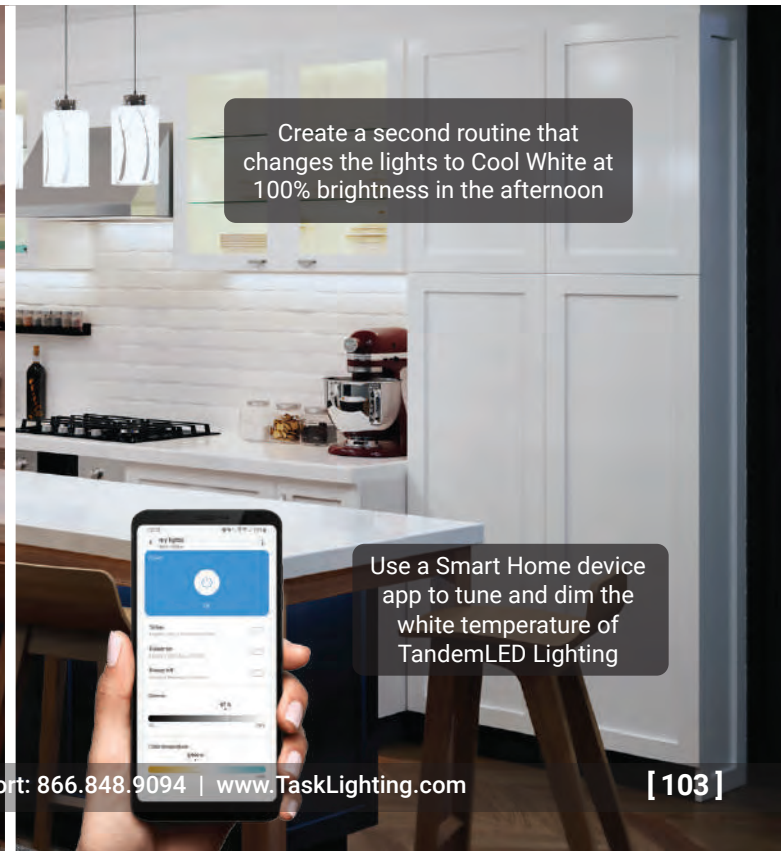
WAV Smart AC/AC 120V Receiver

A Smart Receiver that installs behind a 120V – 240V wall switch or outlet, making the switch or outlet Smart Home compatible. Use with single-color 120V LED Lighting.






Use WAV Smart Control to get the most out of any lighting experience in any room through the home.



illumLED™ Lighting Products



illumLED™ Lighting products are designed for easy installation. This product line offers LED Tape Lighting, LED Tape Lighting Kits, LED Linear Fixtures, LED Puck Lights, and Multi-Color RGB Tape Lighting.



Select Between a variety of LED Lighting Products

Use puck lights to focus illumination in specific areas, tape lighting where linear lighting is needed, and multi-colored RGB lighting to accent an area, create a mood, or complement decor.

Design By: Artistic Cabinetry

Use Indoor and Outdoor

Micro-waterproof IP65 rated coating protects the tape lighting against dirt, cleaning, and damage. Even the 3M™ 300LSE adhesive backing on the tape light is waterproof rated!



Design By: Artistic Cabinetry




Design By: Artistic Cabinetry

Easily Install Tape Lighting in Challenging Areas

Cut the flexible tape lighting to length for the perfect fit along a curved surface, tucked into a narrow space, or mounted alongside architectural features.



Design By: Artistic Cabinetry



Expect Long Life

UL Listed with a 5-year warranty, and rated for 30,000 hours (8 hours a day for 10 years).



12V

illumLED Tape Lighting is designed for easy installation with professional results!

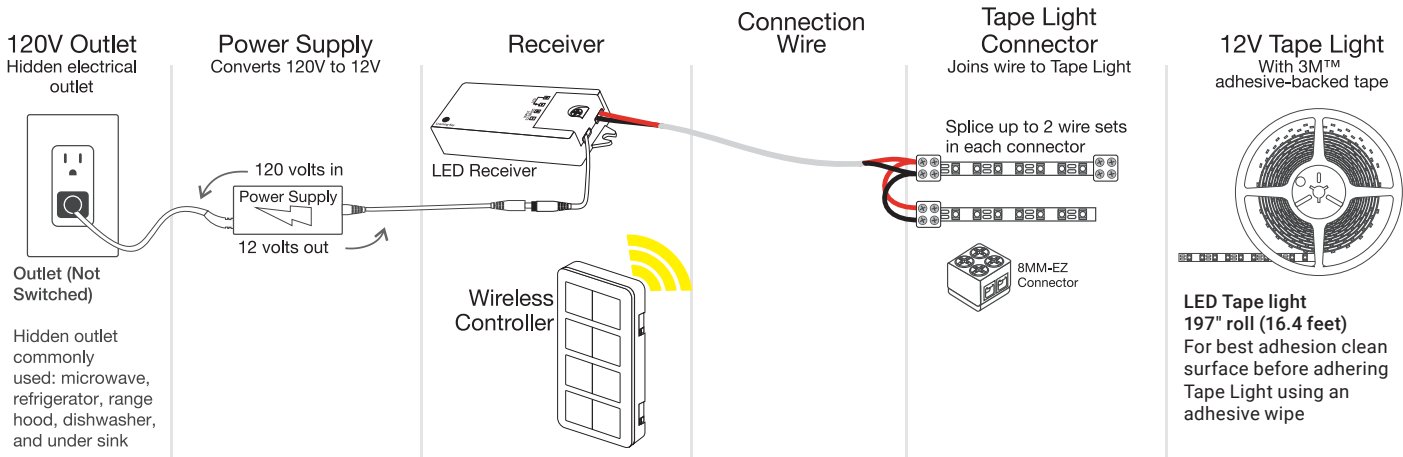
Step 1. Connect Power Supply to Receiver



Step 2. Connect Receiver to Tape Light



Step 3. Mount Tape Light and Pair Controller

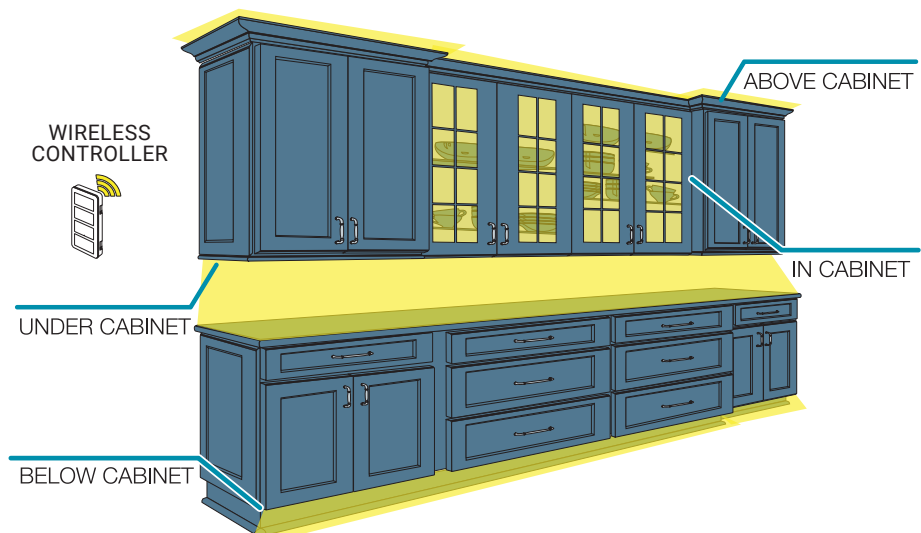


Save significant cost – your installation crew can easily install illumLED Tape Lighting

1. Plug the power supply into an existing electrical outlet hidden behind the microwave, refrigerator, dishwasher, or under the sink
2. Easily mount the receiver near the plug-in power supply
3. Run connection wire through cabinets by drilling a tiny 3/16" hole for feed-through
4. Use our simple connectors to easily join the lighting products to the wire
5. In less than 30 seconds, program the wireless controller for on / off / dimming
6. Mount the wireless controller in a wall box, directly to a flat surface, or use as a remote

A simple way to control your lighting

Use a 1, 2, or 4-Zone wireless controller and additional receivers to independently control lighted areas / zones for under cabinet, above cabinet, interior cabinet, and toe kick.



A simple way to add lighting to any space

- Mounted under the upper kitchen cabinets to light countertop workspaces
- Above the kitchen cabinets for attractive ambiance
- At the floor under kitchen cabinets for evening illumination
- Colored lighting on decks, in a bar area, bath, or spa to set the mood



Learn more!

Ask your Hardware Resources representative for a product demonstration and about our display program.

LED Tape Light – Rage Series

Higher light output – 466 lumens per foot (1527/M)

10 mm LED Tape Lighting with protective micro-waterproof coating – IP65 rated

Design By: Artistic Cabinetry

APPLICATIONS

- Illuminate large rooms and spaces
- Bright light applications
- Chef at home kitchens
- Commercial and retail lighting

FEATURES

- Field cuttable approximately every 2 inches
- 18 diodes per foot (150 per 8 ft. roll)
- 16 ft. (2 - 8 ft.) roll of tape lighting with IP65 rated protective micro-waterproof coating
- 90 CRI (Color Rendering Index - true color)
- Dimmable (with compatible dimmer)
- No Ultraviolet (UV) or Infrared (IR)
- 30,000 hour LED life at 70% lumen maintenance
- 3M™ 300LSE waterproof adhesive tape
- 12 volt DC plug-in or hardwired power supply required (order separately)
- Aluminum housings available (order separately)
- UL Listed

KELVIN TEMPERATURE OPTIONS

- 2700K (27) – Warm White
- 4000K (40) – Cool White
- 3000K (30) – Soft White
- 5000K (50) – Daylight White

LED SPECIFICATIONS

LED Beam Angle – 120°

INSTALLATION COMPONENTS

See page 149

ALUMINUM HOUSINGS AND MOUNTING CLIPS

See page 150

POWER SUPPLIES

NOTE: This product requires a 12V DC power supply

See page 142

CONNECTORS AND WIRE

Connectors – see page 148

Wire – see page 147

COMPATIBLE DIMMING SYSTEMS

See page 144

SENSORS AND SWITCHES

See page 146

5.3 WATTS PER FOOT (17.38/METER)

Part Number	Description	Total Watts Per Roll	Lumens Per Foot
L-RGMW300-16-Temp	(2) protective IP65 rated micro-waterproof coated 8 ft. rolls (2.5M)	44 (44/2.5M)	466 (1527/M)

Blue indicates dealer choice. Temp indicates Kelvin Temperature.

L-RGMW300-16-30 (Example part number for Rage Series tape light, Soft White 3000K Kelvin temperature)

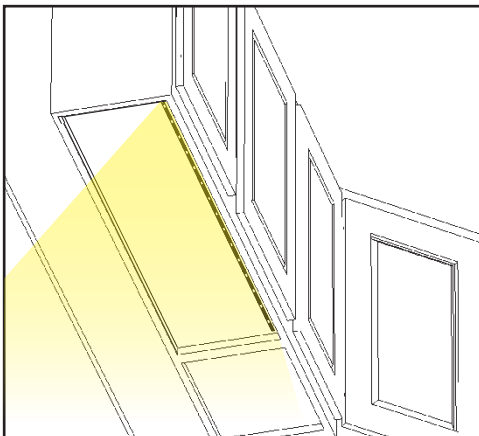
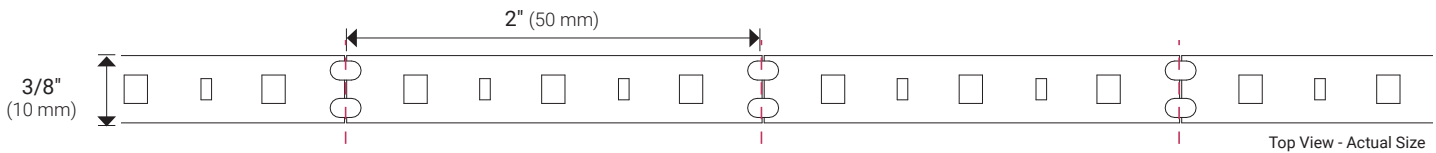
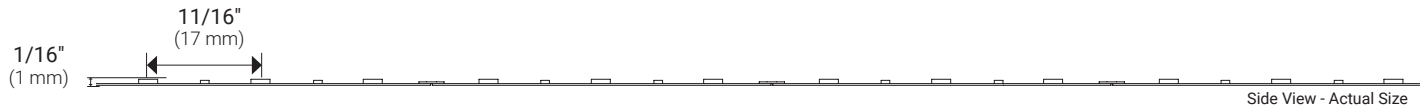



IP65 Rated Protective Micro-Waterproof Coating on the Tape Lighting



Protects against water, dust, cleaning, and damage Actual Size

Aluminum profiles for Rage Series tape light See additional profiles on page 150



Mount at front of cabinet

Design By: Artistic Cabinetry



12V

WAV
Compatible

5
YEAR
Warranty



Design By: Cabinet Genies

LED Tape Light – Vivid Series

High light output – 225 lumens per foot (738/M)

8 mm LED Tape Lighting with protective micro-waterproof coating – IP65 rated
100 ft. rolls of non-waterproof 8 mm LED Tape Lighting also available

APPLICATIONS

- Under cabinet
- Interior cabinet
- Cove
- Outdoor

FEATURES

- Field cuttable approximately every 1 inch
- 36 diodes per foot (600 per roll)
- 16 ft. and 32 ft. rolls of tape lighting available with IP65 rated protective micro-waterproof coating (**L-VMW-600-16 or -32**)
- 100 ft. roll available in NON-waterproof coated tape lighting (**L-V600-100**)
- 90 CRI (Color Rendering Index - true color)
- Dimmable (with compatible dimmer)
- No Ultraviolet (UV) or Infrared (IR)
- 30,000 hour LED life at 70% lumen maintenance
- 3M™ 300LSE waterproof adhesive tape
- 12 volt DC plug-in or hardwired power supply required (order separately)
- Aluminum housings available (order separately)
- Achieves "no dot effect" when paired with aluminum housing and frosted lens
- UL Listed

KELVIN TEMPERATURE OPTIONS

- 2700K (**27**) – Warm White
- 4000K (**40**) – Cool White
- 3000K (**30**) – Soft White
- 5000K (**50**) – Daylight White

LED SPECIFICATIONS

LED Beam Angle – 120°

INSTALLATION COMPONENTS

See page 149

ALUMINUM HOUSINGS, END CAPS, MOUNTING CLIPS

See page 150

POWER SUPPLIES

NOTE: This product requires a 12V DC power supply

See page 142

CONNECTORS AND WIRE

Connectors – see page 148

Wire – see page 147

COMPATIBLE DIMMING SYSTEMS

See page 144

SENSORS AND SWITCHES

See page 146

2.8 WATTS PER FOOT (9.2/METER)

Part Number	Description	Total Watts Per Roll	Lumens Per Foot
L-VMW600-16-Temp	Protective IP65 rated micro-waterproof 16 ft. roll (5M)	46 (46/5M)	225 (738/M)
L-VMW600-32-Temp	Protective IP65 rated micro-waterproof 32 ft. roll (10M)	92 (92/10M)	225 (738/M)
L-V600-100-Temp	NON-WATERPROOF 100 ft. roll (30.48M)	299 (299/M)	225 (738/M)

Blue indicates dealer choice. Temp indicates Kelvin Temperature.

L-VMW600-16-30 (Example part number for 16 ft. Vivid Series tape light, Soft White 3000K Kelvin temperature)

IP65 Rated Protective Micro-Waterproof Coating on the Tape Lighting



Protects against water, dust, cleaning, and damage Actual Size

100 Ft. Non-Waterproof Tape Lighting



Actual Size



Aluminum profiles for Vivid Series tape light

See additional profiles on page 150



L-002



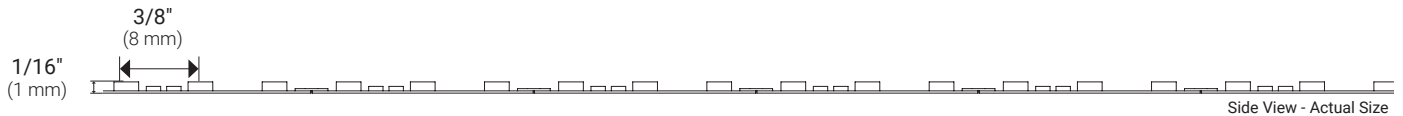
L-002XL



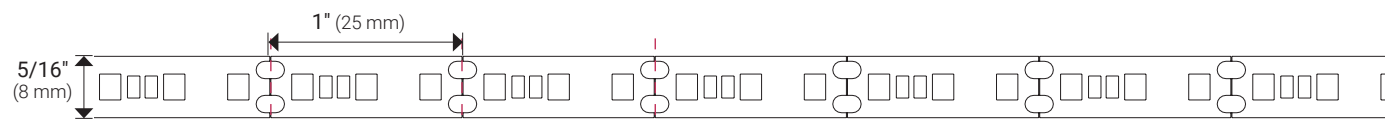
L-003



L-007

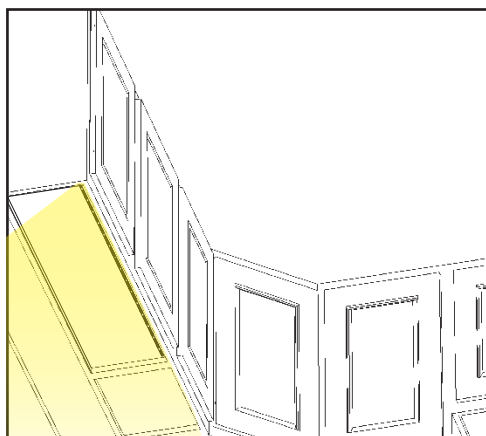


Side View - Actual Size



Top View - Actual Size

Cut Line



Mount at front of cabinet



12V

WAV
Compatible





12V LED Linear Fixture – Vivid Series

High light output – 188 lumens per foot

8 mm LED Tape Lighting pre-assembled in aluminum housing with frosted lens

APPLICATIONS

- Under cabinet
- Interior cabinet
- Outdoor

FEATURES

- Tape lighting pre-assembled in aluminum housing with frosted lens
- 36 diodes per foot
- 90 CRI (Color Rendering Index – true color)
- No Ultraviolet (UV) or Infrared (IR)
- 30,000 hour LED life at 70% lumen maintenance
- Achieves "no dot" effect with frosted lens
- 12 volt DC plug-in or hardwired power supply required (order separately)
- UL Listed

KELVIN TEMPERATURE OPTIONS

- 3000K (3) – Soft White
- 4000K (4) – Cool White

LED SPECIFICATIONS

LED Beam Angle – 120°

INSTALLATION COMPONENTS

See page 149

POWER SUPPLIES

NOTE: This product requires a 12V DC power supply

See page 142

CONNECTORS AND WIRE

Connectors – see page 148

Wire – see page 147

COMPATIBLE DIMMING SYSTEMS

See page 144

SENSORS AND SWITCHES

See page 146

PROFILE OPTIONS



003 Angled Profile

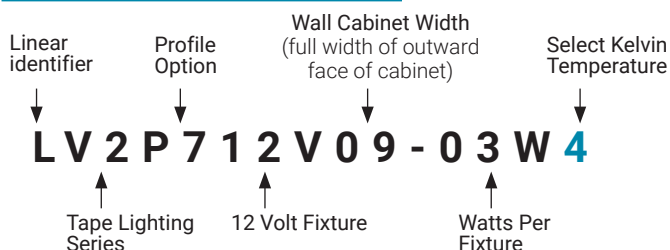


007 Flat Profile



002XL Recessed Profile

PART NUMBER BREAKDOWN



Blue indicates customer choice. Temp indicates Kelvin Temperature. LV2P312V09-03W3 (Example part number for Soft White 3000K Kelvin temperature)

003 Angled Profile Linear Fixture

Part Number	Profile Type	Wall Cabinet Width	Fixture Dimensions	Watts per Fixture	Lumens Per Fixture
LV2P312V09-03WTemp	Angled 003 profile.	9"	6-5/8" x 5/8" x 5/8" (168 mm x 16 mm x 16 mm)	3	99
LV2P312V12-03WTemp	Angled 003 profile.	12"	8-5/8" x 5/8" x 5/8" (219 mm x 16 mm x 16 mm)	3	129
LV2P312V15-04WTemp	Angled 003 profile.	15"	12-9/16" x 5/8" x 5/8" (319 mm x 16 mm x 16 mm)	4	188
LV2P312V18-05WTemp	Angled 003 profile.	18"	14-1/2" x 5/8" x 5/8" (368 mm x 16 mm x 16 mm)	5	218
LV2P312V21-05WTemp	Angled 003 profile.	21"	18-7/16" x 5/8" x 5/8" (468 mm x 16 mm x 16 mm)	5	277
LV2P312V24-06WTemp	Angled 003 profile.	24"	20-7/16" x 5/8" x 5/8" (519 mm x 16 mm x 16 mm)	6	307
LV2P312V27-07WTemp	Angled 003 profile.	27"	24-3/8" x 5/8" x 5/8" (619 mm x 16 mm x 16 mm)	7	366
LV2P312V30-07WTemp	Angled 003 profile.	30"	26-5/16" x 5/8" x 5/8" (668 mm x 16 mm x 16 mm)	7	395
LV2P312V33-08WTemp	Angled 003 profile.	33"	30-1/4" x 5/8" x 5/8" (768 mm x 16 mm x 16 mm)	8	454
LV2P312V36-09WTemp	Angled 003 profile.	36"	32-1/4" x 5/8" x 5/8" (819 mm x 16 mm x 16 mm)	9	484
LV2P312V39-10WTemp	Angled 003 profile.	39"	36-3/16" x 5/8" x 5/8" (919 mm x 16 mm x 16 mm)	10	543
LV2P312V42-11WTemp	Angled 003 profile.	42"	38-1/8" x 5/8" x 5/8" (968 mm x 16 mm x 16 mm)	11	572
LV2P312V45-11WTemp	Angled 003 profile.	45"	42-1/16" x 5/8" x 5/8" (1068 mm x 16 mm x 16 mm)	11	631
LV2P312V48-12WTemp	Angled 003 profile.	48"	44-1/16" x 5/8" x 5/8" (1119 mm x 16 mm x 16 mm)	12	661

007 Flat Profile Linear Fixture

Part Number	Profile Type	Wall Cabinet Width	Fixture Dimensions	Watts per Fixture	Lumens Per Fixture
LV2P712V09-03WTemp	Flat 007 profile.	9"	6-5/8" x 5/8" x 3/8" (168 mm x 15 mm x 10 mm)	3	99
LV2P712V12-03WTemp	Flat 007 profile.	12"	8-5/8" x 5/8" x 3/8" (219 mm x 15 mm x 10 mm)	3	129
LV2P712V15-04WTemp	Flat 007 profile.	15"	12-9/16" x 5/8" x 3/8" (319 mm x 15 mm x 10 mm)	4	188
LV2P712V18-05WTemp	Flat 007 profile.	18"	14-1/2" x 5/8" x 3/8" (368 mm x 15 mm x 10 mm)	5	218
LV2P712V21-05WTemp	Flat 007 profile.	21"	18-7/16" x 5/8" x 3/8" (468 mm x 15 mm x 10 mm)	5	277
LV2P712V24-06WTemp	Flat 007 profile.	24"	20-7/16" x 5/8" x 3/8" (519 mm x 15 mm x 10 mm)	6	307
LV2P712V27-07WTemp	Flat 007 profile.	27"	24-3/8" x 5/8" x 3/8" (619 mm x 15 mm x 10 mm)	7	366
LV2P712V30-07WTemp	Flat 007 profile.	30"	26-5/16" x 5/8" x 3/8" (668 mm x 15 mm x 10 mm)	7	395
LV2P712V33-08WTemp	Flat 007 profile.	33"	30-1/4" x 5/8" x 3/8" (768 mm x 15 mm x 10 mm)	8	454
LV2P712V36-09WTemp	Flat 007 profile.	36"	32-1/4" x 5/8" x 3/8" (819 mm x 15 mm x 10 mm)	9	484
LV2P712V39-10WTemp	Flat 007 profile.	39"	36-3/16" x 5/8" x 3/8" (919 mm x 15 mm x 10 mm)	10	543
LV2P712V42-11WTemp	Flat 007 profile.	42"	38-1/8" x 5/8" x 3/8" (968 mm x 15 mm x 10 mm)	11	572
LV2P712V45-11WTemp	Flat 007 profile.	45"	42-1/16" x 5/8" x 3/8" (1068 mm x 15 mm x 10 mm)	11	631
LV2P712V48-12WTemp	Flat 007 profile.	48"	44-1/16" x 5/8" x 3/8" (1119 mm x 15 mm x 10 mm)	12	661

002XL Recessed Profile Linear Fixture

Part Number	Profile Type	Wall Cabinet Width	Fixture Dimensions	Watts per Fixture	Lumens Per Fixture
LV2PX12V09-03WTemp	Recessed 002XL profile.	9"	6-5/8" x 7/8" x 1/2" (168 mm x 22 mm x 13 mm)	3	99
LV2PX12V12-03WTemp	Recessed 002XL profile.	12"	8-5/8" x 7/8" x 1/2" (219 mm x 22 mm x 13 mm)	3	129
LV2PX12V15-04WTemp	Recessed 002XL profile.	15"	12-9/16" x 7/8" x 1/2" (319 mm x 22 mm x 13 mm)	4	188
LV2PX12V18-05WTemp	Recessed 002XL profile.	18"	14-1/2" x 7/8" x 1/2" (368 mm x 22 mm x 13 mm)	5	218
LV2PX12V21-05WTemp	Recessed 002XL profile.	21"	18-7/16" x 7/8" x 1/2" (468 mm x 22 mm x 13 mm)	5	277
LV2PX12V24-06WTemp	Recessed 002XL profile.	24"	20-7/16" x 7/8" x 1/2" (519 mm x 22 mm x 13 mm)	6	307
LV2PX12V27-07WTemp	Recessed 002XL profile.	27"	24-3/8" x 7/8" x 1/2" (619 mm x 22 mm x 13 mm)	7	366
LV2PX12V30-07WTemp	Recessed 002XL profile.	30"	26-5/16" x 7/8" x 1/2" (668 mm x 22 mm x 13 mm)	7	395
LV2PX12V33-08WTemp	Recessed 002XL profile.	33"	30-1/4" x 7/8" x 1/2" (768 mm x 22 mm x 13 mm)	8	454
LV2PX12V36-09WTemp	Recessed 002XL profile.	36"	32-1/4" x 7/8" x 1/2" (819 mm x 22 mm x 13 mm)	9	484
LV2PX12V39-10WTemp	Recessed 002XL profile.	39"	36-3/16" x 7/8" x 1/2" (919 mm x 22 mm x 13 mm)	10	543
LV2PX12V42-11WTemp	Recessed 002XL profile.	42"	38-1/8" x 7/8" x 1/2" (968 mm x 22 mm x 13 mm)	11	572
LV2PX12V45-11WTemp	Recessed 002XL profile.	45"	42-1/16" x 7/8" x 1/2" (1068 mm x 22 mm x 13 mm)	11	631
LV2PX12V48-12WTemp	Recessed 002XL profile.	48"	44-1/16" x 7/8" x 1/2" (1119 mm x 22 mm x 13 mm)	12	661



LED Tape Light – Radiance Series

Medium light output – 120 lumens per foot (395/M)

8 mm LED Tape Lighting with protective micro-waterproof coating – IP65 rated

APPLICATIONS

- Interior cabinet
- Under cabinet
- Cove
- Outdoor

FEATURES

- Field cuttable approximately every 2 inches
- 18 diodes per foot (300 per roll)
- 16 ft. and 32 ft. rolls of tape lighting available with IP65 rated protective micro-waterproof coating
- 90 CRI (Color Rendering Index - true color)
- Dimmable (with compatible dimmer)
- No Ultraviolet (UV) or Infrared (IR)
- 30,000 hour LED life at 70% lumen maintenance
- 3M™ 300LSE waterproof adhesive tape
- 12 volt DC plug-in or hardwired power supply required (order separately)
- Aluminum housings available (order separately)
- UL Listed

KELVIN TEMPERATURE OPTIONS

- 2700K (27) – Warm White
- 4000K (40) – Cool White
- 3000K (30) – Soft White
- 5000K (50) – Daylight White

LED SPECIFICATIONS

LED Beam Angle – 120°

INSTALLATION COMPONENTS

See page 149

ALUMINUM HOUSINGS, END CAPS, MOUNTING CLIPS

See page 150

POWER SUPPLIES

NOTE: This product requires a 12V DC power supply

See page 142

CONNECTORS AND WIRE

Connectors – see page 148

Wire – see page 147

COMPATIBLE DIMMING SYSTEMS

See page 144

SENSORS AND SWITCHES

See page 146

1.5 WATTS PER FOOT (4.9/METER)

Part Number	Description	Total Watts Per Roll	Lumens Per Foot
L-RMW300-16-Temp	IP65 protective micro-waterproof coated 16 ft. roll (5M)	24 (25/5M)	120 (395/M)
L-RMW300-32-Temp	IP65 protective micro-waterproof coated 32 ft. roll (10M)	48 (49/10M)	120 (395/M)

Blue indicates customer choice. Temp indicates Kelvin Temperature.

L-RMW300-16-30 (Example part number for 16 ft. Radiance Series tape light, Soft White 3000K Kelvin temperature)



IP65 Rated Protective Micro-Waterproof Coating on the Tape Lighting



Protects against water, dust, cleaning, and damage Actual Size

Aluminum profiles for
Radiance Series tape light
See additional profiles on page 150



L-002



L-002XL



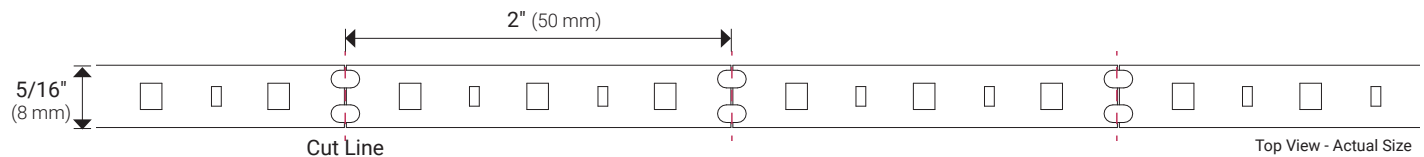
L-003



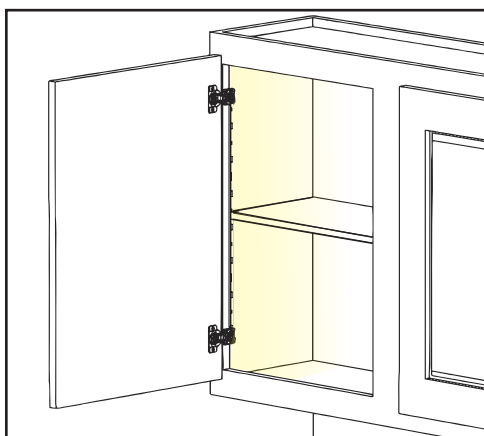
L-007



Side View - Actual Size



Top View - Actual Size



Mount vertically between hinges



Design By: Artistic Cabinetry



12V

WAV
Compatible





12V LED Linear Fixture – Radiance Series

Medium light output – 101 lumens per foot

8 mm LED Tape Lighting pre-assembled in aluminum housing with frosted lens

APPLICATIONS

- Under cabinet
- Interior cabinet
- Outdoor

FEATURES

- Tape lighting pre-assembled in aluminum housing with frosted lens
- 18 diodes per foot
- 90 CRI (Color Rendering Index – true color)
- No Ultraviolet (UV) or Infrared (IR)
- 30,000 hour LED life at 70% lumen maintenance
- 12 volt DC plug-in or hardwired power supply required (order separately)
- UL Listed

KELVIN TEMPERATURE OPTIONS

- 3000K (3) – Soft White
- 4000K (4) – Cool White

LED SPECIFICATIONS

LED Beam Angle – 120°

INSTALLATION COMPONENTS

See page 149

POWER SUPPLIES

NOTE: This product requires a 12V DC power supply

See page 142

CONNECTORS AND WIRE

Connectors – see page 148

Wire – see page 147

COMPATIBLE DIMMING SYSTEMS

See page 144

SENSORS AND SWITCHES

See page 146

PROFILE OPTIONS



003 Angled Profile

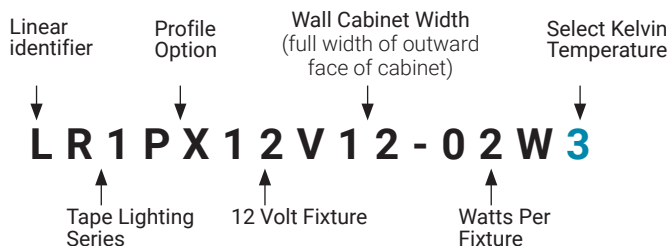


007 Flat Profile



002XL Recessed Profile

PART NUMBER BREAKDOWN



12V



ASSEMBLED IN THE USA

Blue indicates customer choice. Temp indicates Kelvin Temperature. LR1P312V09-02W3 (Example part number for Soft White 3000K Kelvin temperature)

003 Angled Profile Linear Fixture

Part Number	Profile Type	Wall Cabinet Width	Fixture Dimensions	Watts per Fixture	Lumens Per Fixture
LR1P312V09-02WKT Temp	Angled 003 profile.	9"	6-5/8" x 5/8" x 5/8" (168 mm x 16 mm x 16 mm)	2	53
LR1P312V12-02WKT Temp	Angled 003 profile.	12"	8-5/8" x 5/8" x 5/8" (219 mm x 16 mm x 16 mm)	2	69
LR1P312V15-02WKT Temp	Angled 003 profile.	15"	12-9/16" x 5/8" x 5/8" (319 mm x 16 mm x 16 mm)	2	101
LR1P312V18-03WKT Temp	Angled 003 profile.	18"	14-1/2" x 5/8" x 5/8" (368 mm x 16 mm x 16 mm)	3	116
LR1P312V21-03WKT Temp	Angled 003 profile.	21"	18-7/16" x 5/8" x 5/8" (468 mm x 16 mm x 16 mm)	3	148
LR1P312V24-03WKT Temp	Angled 003 profile.	24"	20-7/16" x 5/8" x 5/8" (519 mm x 16 mm x 16 mm)	3	164
LR1P312V27-04WKT Temp	Angled 003 profile.	27"	24-3/8" x 5/8" x 5/8" (619 mm x 16 mm x 16 mm)	4	195
LR1P312V30-04WKT Temp	Angled 003 profile.	30"	26-5/16" x 5/8" x 5/8" (668 mm x 16 mm x 16 mm)	4	211
LR1P312V33-05WKT Temp	Angled 003 profile.	33"	30-1/4" x 5/8" x 5/8" (768 mm x 16 mm x 16 mm)	5	242
LR1P312V36-05WKT Temp	Angled 003 profile.	36"	32-1/4" x 5/8" x 5/8" (819 mm x 16 mm x 16 mm)	5	258
LR1P312V39-05WKT Temp	Angled 003 profile.	39"	36-3/16" x 5/8" x 5/8" (919 mm x 16 mm x 16 mm)	5	290
LR1P312V42-06WKT Temp	Angled 003 profile.	42"	38-1/8" x 5/8" x 5/8" (968 mm x 16 mm x 16 mm)	6	305
LR1P312V45-06WKT Temp	Angled 003 profile.	45"	42-1/16" x 5/8" x 5/8" (1068 mm x 16 mm x 16 mm)	6	337
LR1P312V48-06WKT Temp	Angled 003 profile.	48"	44-1/16" x 5/8" x 5/8" (1119 mm x 16 mm x 16 mm)	6	353

007 Flat Profile Linear Fixture

Part Number	Profile Type	Wall Cabinet Width	Fixture Dimensions	Watts per Fixture	Lumens Per Fixture
LR1P712V09-02W Temp	Flat 007 profile.	9"	6-5/8" x 5/8" x 3/8" (168 mm x 15 mm x 10 mm)	2	53
LR1P712V12-02W Temp	Flat 007 profile.	12"	8-5/8" x 5/8" x 3/8" (219 mm x 15 mm x 10 mm)	2	69
LR1P712V15-02W Temp	Flat 007 profile.	15"	12-9/16" x 5/8" x 3/8" (319 mm x 15 mm x 10 mm)	2	101
LR1P712V18-03W Temp	Flat 007 profile.	18"	14-1/2" x 5/8" x 3/8" (368 mm x 15 mm x 10 mm)	3	116
LR1P712V21-03W Temp	Flat 007 profile.	21"	18-7/16" x 5/8" x 3/8" (468 mm x 15 mm x 10 mm)	3	148
LR1P712V24-03W Temp	Flat 007 profile.	24"	20-7/16" x 5/8" x 3/8" (519 mm x 15 mm x 10 mm)	3	164
LR1P712V27-04W Temp	Flat 007 profile.	27"	24-3/8" x 5/8" x 3/8" (619 mm x 15 mm x 10 mm)	4	195
LR1P712V30-04W Temp	Flat 007 profile.	30"	26-5/16" x 5/8" x 3/8" (668 mm x 15 mm x 10 mm)	4	211
LR1P712V33-05W Temp	Flat 007 profile.	33"	30-1/4" x 5/8" x 3/8" (768 mm x 15 mm x 10 mm)	5	242
LR1P712V36-05W Temp	Flat 007 profile.	36"	32-1/4" x 5/8" x 3/8" (819 mm x 15 mm x 10 mm)	5	258
LR1P712V39-05W Temp	Flat 007 profile.	39"	36-3/16" x 5/8" x 3/8" (919 mm x 15 mm x 10 mm)	5	290
LR1P712V42-06W Temp	Flat 007 profile.	42"	38-1/8" x 5/8" x 3/8" (968 mm x 15 mm x 10 mm)	6	305
LR1P712V45-06W Temp	Flat 007 profile.	45"	42-1/16" x 5/8" x 3/8" (1068 mm x 15 mm x 10 mm)	6	337
LR1P712V48-06W Temp	Flat 007 profile.	48"	44-1/16" x 5/8" x 3/8" (1119 mm x 15 mm x 10 mm)	6	353

002XL Recessed Profile Linear Fixture

Part Number	Profile Type	Wall Cabinet Width	Fixture Dimensions	Watts per Fixture	Lumens Per Fixture
LR1PX12V09-02W Temp	Recessed 002XL profile.	9"	6-5/8" x 7/8" x 1/2" (168 mm x 22 mm x 13 mm)	2	53
LR1PX12V12-02W Temp	Recessed 002XL profile.	12"	8-5/8" x 7/8" x 1/2" (219 mm x 22 mm x 13 mm)	2	69
LR1PX12V15-02W Temp	Recessed 002XL profile.	15"	12-9/16" x 7/8" x 1/2" (319 mm x 22 mm x 13 mm)	2	101
LR1PX12V18-03W Temp	Recessed 002XL profile.	18"	14-1/2" x 7/8" x 1/2" (368 mm x 22 mm x 13 mm)	3	116
LR1PX12V21-03W Temp	Recessed 002XL profile.	21"	18-7/16" x 7/8" x 1/2" (468 mm x 22 mm x 13 mm)	3	148
LR1PX12V24-03W Temp	Recessed 002XL profile.	24"	20-7/16" x 7/8" x 1/2" (519 mm x 22 mm x 13 mm)	3	164
LR1PX12V27-04W Temp	Recessed 002XL profile.	27"	24-3/8" x 7/8" x 1/2" (619 mm x 22 mm x 13 mm)	4	195
LR1PX12V30-04W Temp	Recessed 002XL profile.	30"	26-5/16" x 7/8" x 1/2" (668 mm x 22 mm x 13 mm)	4	211
LR1PX12V33-05W Temp	Recessed 002XL profile.	33"	30-1/4" x 7/8" x 1/2" (768 mm x 22 mm x 13 mm)	5	242
LR1PX12V36-05W Temp	Recessed 002XL profile.	36"	32-1/4" x 7/8" x 1/2" (819 mm x 22 mm x 13 mm)	5	258
LR1PX12V39-05W Temp	Recessed 002XL profile.	39"	36-3/16" x 7/8" x 1/2" (919 mm x 22 mm x 13 mm)	5	290
LR1PX12V42-06W Temp	Recessed 002XL profile.	42"	38-1/8" x 7/8" x 1/2" (968 mm x 22 mm x 13 mm)	6	305
LR1PX12V45-06W Temp	Recessed 002XL profile.	45"	42-1/16" x 7/8" x 1/2" (1068 mm x 22 mm x 13 mm)	6	337
LR1PX12V48-06W Temp	Recessed 002XL profile.	48"	44-1/16" x 7/8" x 1/2" (1119 mm x 22 mm x 13 mm)	6	353

LED Tape Light – Drizzle Series

Lower light output – 49 lumens per foot (160/M)

8 mm LED Tape Lighting with protective micro-waterproof coating – IP65 rated

Design By: Artistic Cabinetry

APPLICATIONS

- Toe kick
- Interior cabinet
- Cove
- Outdoor

FEATURES

- Field cuttable every 4 inches
- 9 diodes per foot (150 per roll)
- 16 ft. roll of tape lighting with IP65 rated protective micro-waterproof coating
- 90 CRI (Color Rendering Index - true color)
- Dimmable (with compatible dimmer)
- No Ultraviolet (UV) or Infrared (IR)
- 30,000 hour LED life at 70% lumen maintenance
- 3M™ 300LSE waterproof adhesive tape
- 12 volt DC plug-in or hardwired power supply required (order separately)
- Aluminum housings available (order separately)
- UL Listed

KELVIN TEMPERATURE OPTIONS

- 2700K (27) – Warm White
- 4000K (40) – Cool White
- 3000K (30) – Soft White
- 5000K (50) – Daylight White

LED SPECIFICATIONS

LED Beam Angle – 120°

INSTALLATION COMPONENTS

See page 149

ALUMINUM HOUSINGS, END CAPS, MOUNTING CLIPS

See page 150

POWER SUPPLIES

NOTE: This product requires a 12V DC power supply

See page 142

CONNECTORS AND WIRE

Connectors – see page 148

Wire – see page 147

COMPATIBLE DIMMING SYSTEMS

See page 144

SENSORS AND SWITCHES


See page 146

0.6 WATTS PER FOOT (1.97/METER)

Part Number	Description	Total Watts Per Roll	Lumens Per Foot
L-DMW150-16-Temp	Protective IP65 rated micro-waterproof 16 ft. roll (5M) <i>Blue indicates customer choice. Temp indicates Kelvin Temperature.</i> L-DMW150-16-30 (Example part number for Drizzle Series tape light, 3000K Kelvin temperature)	10 (10/5M)	49 (160/M)



IP65 Rated Protective Micro-Waterproof Coating on the Tape Lighting

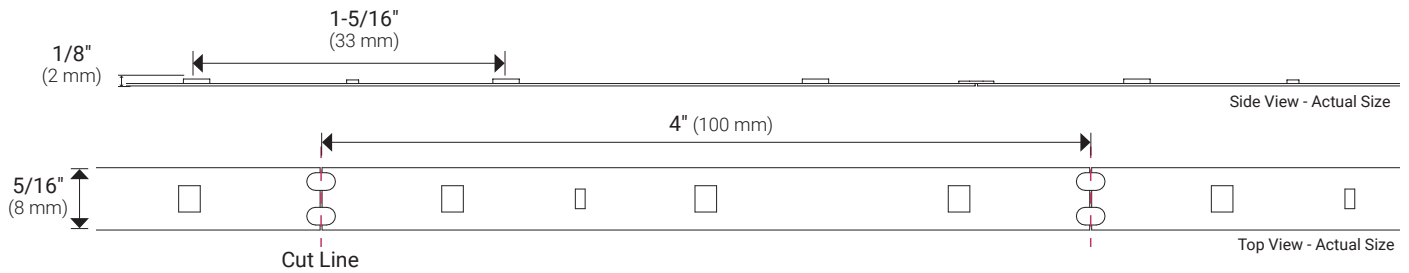


Protects against water, dust, cleaning, and damage

Actual Size

Aluminum profiles for Drizzle Series tape light

See additional profiles on page 150



Mount at front of toe kick





LED Tape Light – Side View Series

Medium light output – 126 lumens per foot (415/M)

8 mm LED Tape Lighting with LEDs toward side of edge; non-waterproof

Design By: Teresa Beck

APPLICATIONS

- Drawer lighting
- Panel back lighting, column edge lighting, directional lighting
- Edge lighting panels, mirrors, beams

FEATURES

- Field cuttable approximately every 2 inches
- 18 diodes per foot (300 per roll)
- Non-waterproof LED tape light
- Dry location only
- 90 CRI (Color Rendering Index - true color)
- Dimmable (with compatible dimmer)
- No Ultraviolet (UV) or Infrared (IR)
- 30,000 hour LED life at 70% lumen maintenance
- 3M™ 300LSE waterproof adhesive tape
- 12 volt DC plug-in or hardwired power supply required (order separately)
- UL Listed

KELVIN TEMPERATURE AVAILABLE

- 3000K (30) – Soft White
- 4000K (40) – Cool White

LED SPECIFICATIONS

LED Beam Angle – 120°

INSTALLATION COMPONENTS

See page 149

POWER SUPPLIES

NOTE: This product requires a 12V DC power supply

See page 142

CONNECTORS AND WIRE

Connectors – see page 148

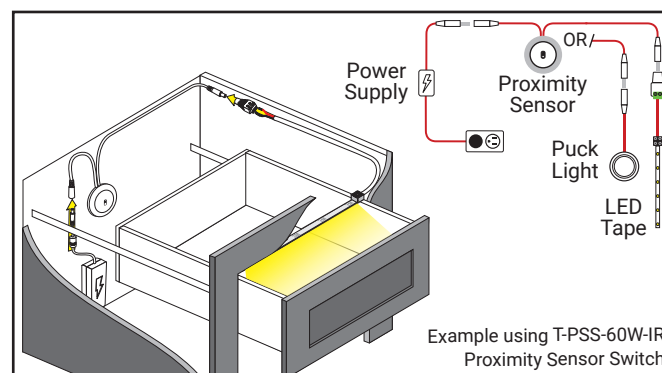
Wire – see page 147

COMPATIBLE DIMMING SYSTEMS

See page 144

SENSORS AND SWITCHES

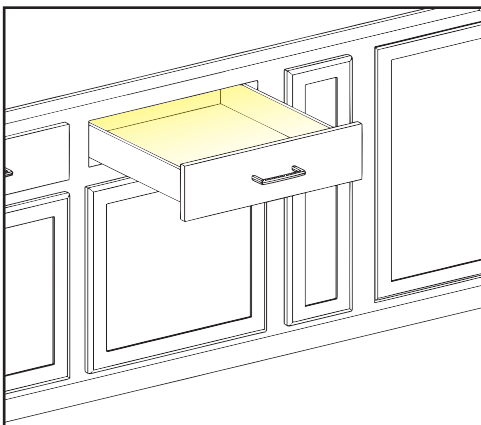
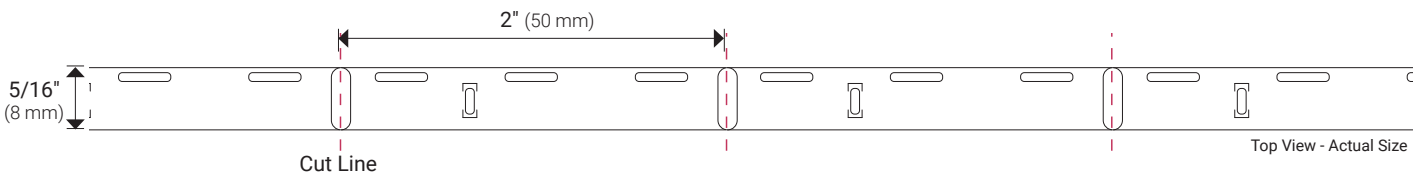
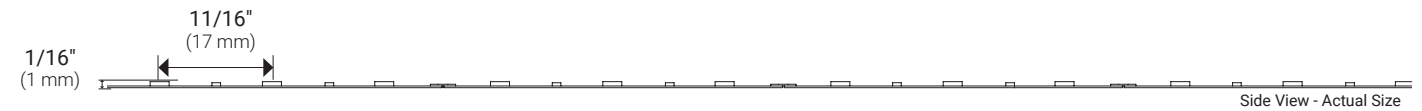
See page 146



1.6 WATTS PER FOOT (5.25/METER)

Part Number	Description	Total Watts Per Roll	Lumens Per Foot
L-SV300-16-Temp	NON-WATERPROOF LED tape light with LEDs located to the side of the tape light for a directional light spray.	26 (26/5M)	126 (415/M)

Blue indicates customer choice. Temp indicates Kelvin Temperature.
L-SV300-16-30 (Example part number for Side View Series tape light, 3000K Kelvin temperature)



Mount under face frame



Design By: Artistic Cabinetry



LED Tape Lighting Kits

made easy

What's included in our LED tape lighting kits?

Tape lighting kits come with all components necessary to create beautiful lighting effects in a home. Our kits make installing tape lighting easy by eliminating the hassle of forgetting to order pieces – this ensures a simple installation producing professional results. Tape lighting kits are now available with illumaLED™ single color tape lighting, Multi-Color RGB tape lighting, and TandemLED™ tape lighting.



Design By: Artistic Cabinetry

Single Color Tape Lighting Kits

LED Tape Light + Power Supply + Connectors + Wire + Dimming Option



Wireless Controller and Receiver

OR




Touch Dimmer Switch

Also includes multi-bit screwdriver and adhesive wipe for surface preparation.

TandemLED Tape Lighting Kits

TandemLED Tape Light + Power Supply + Connectors + Wire + Dimming Option



Wireless Controller and Smart Receiver

OR



Wired Controller

Also includes multi-bit screwdriver and adhesive wipe for surface preparation.

Multi-Color RGB Tape Lighting Kit

Multi-Color RGB LED Tape Light + Power Supply + Connectors + Wire + Dimming Option



Wireless Controller and Receiver

Also includes multi-bit screwdriver and adhesive wipe for surface preparation.

It's all included in the box

Every single thing needed to install lighting in the kitchen

Micro-waterproof coating that also helps protect the tape lighting from damage – a quality difference

Easy power – plug the 12V power supply into a hidden outlet (behind a microwave, refrigerator, dishwasher, garbage disposal outlet, etc.)

Professional-grade UL Listed LED Lighting



Retail Packaged
Wireless Controller Kit
L-VURK-16-Temp



Contractor
Packaged Touch
Dimmer Kit
L-VTDK-16-Temp

Features of our LED tape lighting kits

- ✔ 16 ft. of tape lighting, plug-in power supply, on / off / dimmer, connectors, wire, adhesive promoter wipe, decora style wall plate, and even a screwdriver
- ✔ Peel and stick the waterproof 3M™ 300LSE high-bond adhesive tape for secure installation (same tape used to attach emblems on cars)
- ✔ Cut tape lighting to the inch for exact length
- ✔ Add aluminum housings, if desired
- ✔ Easy wire management – cut the connecting wire to exact length, no jumpers to select or excess wire to hide, no wire nuts
- ✔ Wireless controller fits standard cover plates that are now included! – no need to wire lighting to an electrical switch
- ✔ Need something special? We have kits for 1, 2, 3, or 4 zones, up to 65 ft. of lighting, plus Kelvin temperature options
- ✔ Professional-grade UL Listed tape lighting (UL mark on the tape light at every cut point), with Vivid Series high light output diode dense 225 lumens per foot.
- ✔ IP65 rated micro-waterproof coating protects against water, dirt, cleaning, and damage.



True To Life Color
90+ Color Rendering Index



Warranty





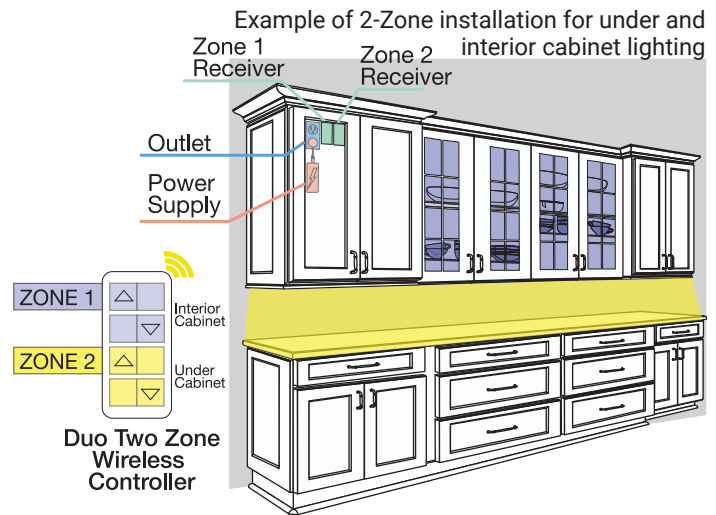
How to select the best kit for the job

Tape Lighting kits take the guesswork out of ordering lighting for a project. With a variety of kits available, we offer a kit to suit any lighting project need. Add up the total feet of tape light needed, determine the areas/zones required, and browse through our kit selection to find the best kit for the job.

Number of Zones needed?

In a lighting project, a Zone is a location requiring a separate dimming receiver to turn different lighting applications on / off / or dim at separate times.

An example of multiple zones in a project, is when it's desired that the lighting under the cabinet can be controlled separately from the lighting inside the glass door cabinets.

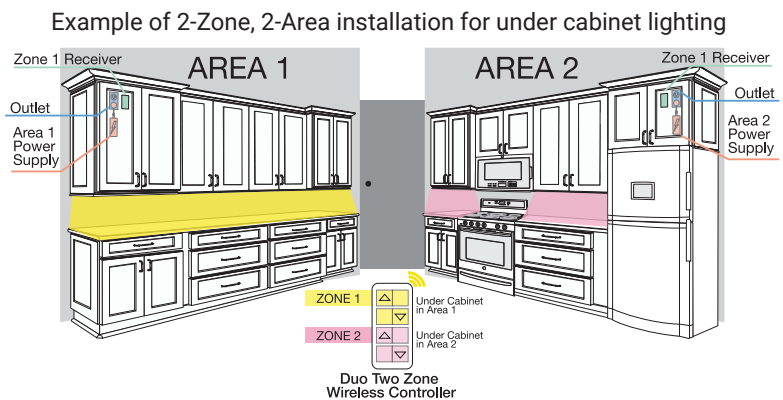


Number of Areas needed?

In a lighting project, an Area is a location requiring a separate power supply.

An example of requiring more than one area in a project, is when wire cannot be run across the entire space to be lit due to an obstruction, such as a doorway.

Areas can be set to all turn on / off / dim at the same time or separately.





TandemLED KITS AVAILABLE

LED Tape Lighting Kit Part Number

Description

Wireless Controller Kit 1 Zone 1 Area Smart Home Compatible

L-TK1Z1A-16

- (1) L-T600-16-MW – 16 foot roll of TandemLED Tunable White Tape Light (cuttable approximately every 1") – 280 lumens per foot
- (1) T-T1Z-WC-RF – TandemLED wireless controller
- (1) T-DPL-WT – White decora style wall plate (option for mounting controller)
- (1) T-T-WAV120 – WAV Smart Receiver / Power Supply (60 watts maximum 12V DC)
- (1) T-FBC – Female barrel connector
- (1) T-CW20G-STR-25 – 25 ft roll 20-2 gauge stranded connection wire
- (2) L-8MM-EZ6PK-W – Tape Light to wire connectors (12 pieces total)
- (1) T-TOOL-SD1 – Task Lighting multi-bit screwdriver
- (1) L-APW-4298 – 3M™ adhesive wipe for prepping the surface

Wired Controller Kit 1 Zone 1 Area Not Smart Home Compatible

L-TWCK-16

- (1) L-T600-16-MW – 16 foot roll of TandemLED Tunable White Tape Light (cuttable approximately every 1") – 280 lumens per foot
- (1) T-TIL-96 – TandemLED Wired Controller (96 watts)
- (1) T-60W-12V-PI – 60 watt 12V DC power supply
- (1) T-FBC - Female barrel connector
- (1) T-CW20G-STR-25 – 25 ft roll 20-2 gauge stranded connection wire
- (2) L-8MM-EZ6PK-W – Tape Light to wire connectors (12 pieces total)
- (1) T-TOOL-SD1 – Task Lighting multi-bit screwdriver
- (1) L-APW-4298 – 3M™ adhesive wipe for prepping the surface



EXAMPLE – Basic TandemLED Wireless Kit Hookup Diagram



Scan to view installation video
<https://delivr.com/2nxye>

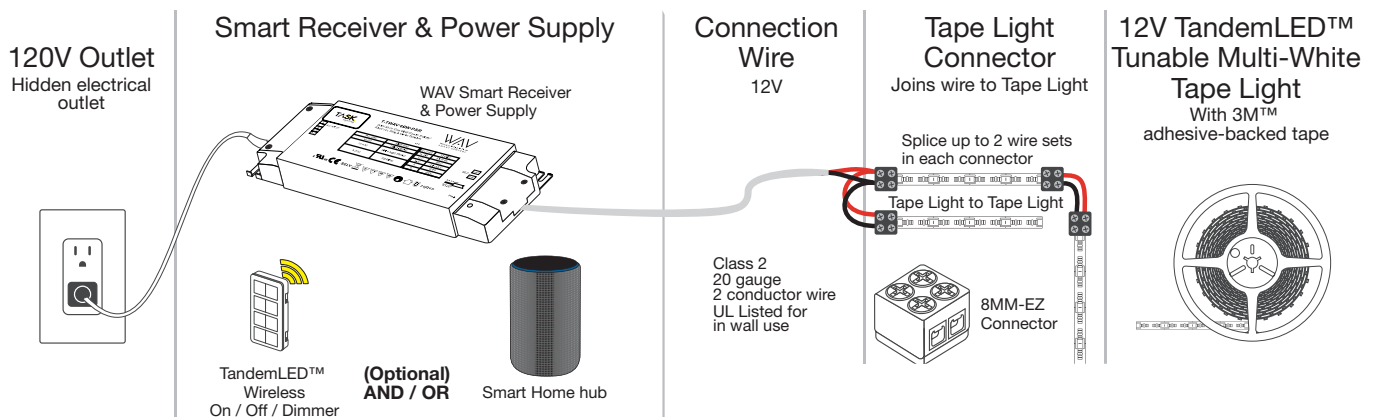
Step 1. Connect Receiver/Power Supply to Tape Light



Step 2. Pair Receiver/Power Supply to Wireless Controller or Smart Home Hub



Step 3. Plug Receiver/Power Supply into Wall Outlet



Wireless Controller Kits

Vivid Series



Design By: Artistic Cabinetry

UNO WIRELESS CONTRACTOR PACKAGED KIT – Vivid Series Tape Light

Uno Wireless Kit
Part Number

Description

- (1) L-VMW600-16 – 16 foot roll of high light output Vivid Series LED Tape Light (cuttable approximately every 1") – 225 lumens per foot
- (1) T-Q-1Z-WC-RF – Uno 1-Zone wireless controller
- (1) T-DPL-WT – White decora style wall plate (option for mounting controller)
- (1) T-Q-WR96 – LED receiver (96 watts maximum 12V DC)
- (1) T-60W-12V-PI – 60 watt 12V DC power supply
- (1) T-FBC - Female barrel connector
- (1) T-CW20G-STR-25 – 25 foot roll 20-2 gauge stranded connection wire
- (2) L-8MM-EZ6PK-W – LED Tape Light to wire connectors (12 pieces total)
- (1) T-TOOL-SD1 – Task Lighting multi-bit screwdriver
- (1) L-APW-4298 – 3M™ adhesive wipe for prepping the surface

Uno
1 Zone 1 Area
16' Vivid Tape Light

L-VUK1Z1A-16-Temp



L-VUK1Z1A-16



Temp indicates Kelvin Temperature. All Contractor Packaged Vivid Series Kits are available in the following Kelvin Temperatures: 2700K (27), 3000K (30), 4000K (40), 5000K (50)
L-VUK1Z1A-16-30 (Example part number for 3000K Vivid Series 1 Zone, 1 Area Tape Light Kit)

DUO WIRELESS CONTRACTOR PACKAGED KITS – Vivid Series Tape Light

Duo Wireless Kit
Part Number

Description

- (1) L-VMW600-16 – 16 foot roll of high light output Vivid Series LED Tape Light (cuttable approximately every 1") – 225 lumens per foot
- (1) T-Q-2Z-WC-RF – Duo 2-Zone wireless controller (expandable up to 2 Zones)
- (1) T-DPL-WT – White decora style wall plate (option for mounting controller)
- (2) T-Q-WR96 – Receiver (96 watts maximum 12V DC)
- (2) T-60W-12V-PI – 60 watt 12V DC power supply
- (2) T-FBC - Female barrel connectors
- (1) T-CW20G-STR-50 – 50 foot roll 20-2 gauge stranded connection wire
- (3) L-8MM-EZ6PK-W – LED Tape Light to wire connectors (18 pieces total)
- (1) T-TOOL-SD1 – Task Lighting multi-bit screwdriver
- (2) L-APW-4298 – 3M™ adhesive wipe for prepping the surface

Duo
2 Zone 2 Area
16' Vivid Tape Light

L-VK2Z2A-16-Temp

L-VK2Z2A-16



- (2) L-VMW600-16 – 16 foot rolls of high light output Vivid Series LED Tape Light (cuttable approximately every 1") – 225 lumens per foot
- (1) T-Q-2Z-WC-RF – Duo 2-Zone wireless controller (expandable up to 2 Zones)
- (1) T-DPL-WT – White decora style wall plate (option for mounting controller)
- (2) T-Q-WR96 – Receiver (96 watts maximum 12V DC)
- (2) T-60W-12V-PI – 60 watt 12V DC power supply
- (2) T-FBC - Female barrel connectors
- (1) T-CW20G-STR-50 – 50 foot roll 20-2 gauge stranded connection wire
- (3) L-8MM-EZ6PK-W – LED Tape Light to wire connectors (18 pieces total)
- (1) T-TOOL-SD1 – Task Lighting multi-bit screwdriver
- (2) L-APW-4298 – 3M™ adhesive wipes for prepping the surface

Duo
2 Zone 2 Area
32' Vivid Tape Light

L-VK2Z2A-32-Temp

L-VK2Z2A-32



Temp indicates Kelvin Temperature. All Contractor Packaged Vivid Series Kits are available in the following Kelvin Temperatures: 2700K (27), 3000K (30), 4000K (40), 5000K (50)
L-VK2Z2A-32-30 (Example part number for 3000K Vivid Series 2 Zones, 2 Areas Tape Light Kit)





Design By: Artistic Cabinetry

QUATTRO WIRELESS CONTRACTOR PACKAGED KITS – Vivid Series Tape Light

Quattro Wireless Kit Part Number

Description

Quattro 1 Zone 1 Area 16' Vivid Tape Light

L-VK1Z1A-16-Temp

- (1) L-VMW600-16 – 16 foot roll of high light output Vivid Series LED Tape Light (cuttable approximately every 1") – 225 lumens per foot
- (1) T-Q-4Z-WC-RF – Quattro 4-Zone wireless controller (expandable up to 4 Zones)
- (1) T-DPL-WT – White decora style wall plate (option for mounting controller)
- (1) T-Q-WR96 – LED receiver (96 watts maximum 12V DC)
- (1) T-60W-12V-PI – 60 watt 12V DC power supply
- (1) T-FBC - Female barrel connector
- (1) T-CW20G-STR-25 – 25 foot roll 20-2 gauge stranded connection wire
- (2) L-8MM-EZ6PK-W – LED Tape Light to wire connectors (12 pieces total)
- (1) T-TOOL-SD1 – Task Lighting multi-bit screwdriver
- (1) L-APW-4298 – 3M™ adhesive wipe for prepping the surface



L-VK1Z1A-16

Quattro 3 Zone 3 Area 49' Vivid Tape Light

L-VK3Z3A-49-Temp

- (3) L-VMW600-16 – 16 foot rolls of high light output Vivid Series LED Tape Light (cuttable approximately every 1") – 225 lumens per foot
- (1) T-Q-4Z-WC-RF – Quattro 4-Zone wireless controller (expandable up to 4 Zones)
- (1) T-DPL-WT – White decora style wall plate (option for mounting controller)
- (3) T-Q-WR96 – Receiver (96 watts maximum 12V DC)
- (3) T-60W-12V-PI – 60 watt 12V DC power supply
- (3) T-FBC - Female barrel connectors
- (1) T-CW20G-STR-100 – 100 foot roll 20-2 gauge stranded connection wire
- (4) L-8MM-EZ6PK-W – LED Tape Light to wire connectors (24 pieces total)
- (1) T-TOOL-SD1 – Task Lighting multi-bit screwdriver
- (3) L-APW-4298 – 3M™ adhesive wipes for prepping the surface



L-VK3Z3A-49

Quattro 4 Zone 4 Area 65' Vivid Tape Light

L-VK4Z4A-65-Temp

- (4) L-VMW600-16 – 16 foot rolls of high light output Vivid Series LED Tape Light (cuttable every 1") – 225 lumens per foot
- (1) T-Q-4Z-WC-RF – Quattro 4-Zone wireless controller
- (1) T-DPL-WT – White decora style wall plate (option for mounting controller)
- (4) T-Q-WR96 – Receiver (96 watts maximum 12V DC)
- (2) T-60W-12V-PI – 60 Watt 12V DC power supply
- (2) T-96W-12V-PI – 96 Watt 12V DC power supply
- (4) T-FBC - Female barrel connectors
- (1) T-CW20G-STR-100 – 100 foot roll 20-2 gauge stranded connection wire
- (5) L-8MM-EZ6PK-W – LED Tape Light to wire connectors (30 pieces total)
- (1) T-TOOL-SD1 – Task Lighting multi-bit screwdriver
- (4) L-APW-4298 – 3M™ adhesive wipes for prepping the surface



L-VK4Z4A-65

Temp indicates Kelvin Temperature. All Contractor Packaged Vivid Series Kits are available in the following Kelvin Temperatures: 2700K (27), 3000K (30), 4000K (40), 5000K (50)
 L-VK3Z3A-49-30 (Example part number for 3000K Vivid Series 3 Zones, 3 Areas Tape Light Kit)

Wireless Controller Kits

Radiance Series & Expansion Packs



UNO WIRELESS CONTRACTOR PACKAGED KIT – Radiance Series Tape Light

Uno Wireless Kit
Part Number

Description

- (1) L-RMW300-16 – 16 foot roll of medium light output Radiance Series LED Tape Light (cuttable approximately every 2") – 120 lumens per foot
- (1) T-Q-1Z-WC-RF – Uno 1-Zone wireless controller
- (1) T-DPL-WT – White decora style wall plate (option for mounting controller)
- (1) T-Q-WR96 – Receiver (96 watts maximum 12V DC)
- (1) T-24W-12V-PI – 24 watt 12V DC power supply
- (1) T-FBC - Female barrel connector
- (1) T-CW20G-STR-25 – 25 foot roll 20-2 gauge stranded connection wire
- (2) L-8MM-EZ6PK-W – Tape Light to wire connectors (12 pieces total)
- (1) T-TOOL-SD1 – Task Lighting multi-bit screwdriver
- (1) L-APW-4298 – 3M™ adhesive wipe for prepping the surface

Uno
1 Zone 1 Area
16' Radiance
Tape Light

L-RK1Z1A-16-Temp



L-RK1Z1A-16



Temp indicates Kelvin Temperature. The Radiance Series Uno Contractor Packaged Kit is available in the following Kelvin Temperatures: 2700K (27), 3000K (30), 4000K (40), 5000K (50)
L-RK1Z1A-16-30 (Example part number for 3000K Radiance Series 1 Zone, 1 Area Tape Light Kit)

EXPANSION PACKS FOR WIRELESS KITS – Not for Smart Home compatible kits

Expansion Packs

Description

Add a Zone

Do you have enough tape light in the kit but need to add a Zone to an Area of your project? This expansion pack includes connectors and a 96 watt receiver to add a Zone using the remaining tape light in the kit.

L-Q-EP1Z

- (1) T-Q-WR96 – Receiver (96 watts maximum 12V DC)
- (1) L-8MM-EZ6PK-W – Tape Light to wire connectors (6 pieces total)

L-Q-EP1Z



Add an Area or a Zone

Do you have enough tape light but need to add an Area or a Zone to your project? This expansion pack includes a power supply, connectors, and 96W receiver to add a Zone or an Area using the remaining tape light in the kit.

L-Q-EP1Z1A

- (1) T-Q-WR96 – Receiver (96 watts maximum 12V DC)
- (1) L-8MM-EZ6PK-W – Tape Light to wire connectors (6 pieces total)
- (1) T-60W-12V-PI – 60 watt 12V DC power supply

L-Q-EP1Z1A



EXAMPLE – Basic Wireless Kit Hookup Diagram



Scan to view installation video
<https://delivr.com/2d8p8>

Step 1. Connect Power Supply to Receiver



Step 2. Connect Receiver to Tape Light



Step 3. Mount Tape Light and Pair Controller

120V Outlet
Hidden electrical outlet

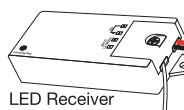
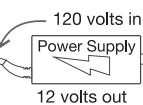

Power Supply
Converts 120V to 12V

Receiver

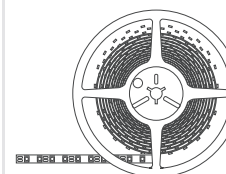
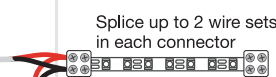
Connection Wire

Tape Light Connector
Joins wire to Tape Light

12V Tape Light
With 3M™ adhesive-backed tape



Wireless Controller



LED Tape Light
197" roll (16.4 feet)
For best adhesion clean surface before adhering Tape Light using included adhesive wipe

Outlet (Not Switched)
Hidden outlet commonly used: microwave, refrigerator, range hood, dishwasher, and under sink



TOUCH DIMMER CONTRACTOR PACKAGED KITS

Vivid and Radiance Series Tape Light

Touch Dimmer Kit
Part Number

Description

Touch Dimmer
1 Zone 1 Area
16' Vivid Tape Light

L-VTDK-16-Temp

- (1) L-VMW600-16 – 16 foot roll of high light output Vivid Series LED Tape Light (cuttable approximately every 1") – 225 lumens per foot
- (1) T-TDS-60W – Touch Dimmer Switch
- (1) T-60W-12V-PI – 60 watt 12V DC power supply
- (2) T-FBC - Female barrel connectors
- (2) T-MBC - Male barrel connectors
- (1) T-CW20G-STR-25 – 25 foot roll 20-2 gauge stranded connection wire
- (2) L-8MM-EZ6PK-W – LED Tape Light to wire connectors (12 pieces total)
- (1) T-TOOL-SD1 – Task Lighting multi-bit screwdriver
- (1) L-APW-4298 – 3M™ adhesive wipe for prepping the surface



L-VTDK-16



Touch Dimmer
1 Zone 1 Area
16' Radiance Tape Light

L-RTDK-16-Temp

- (1) L-RMW300-16 – 16 foot roll of medium light output Radiance Series LED Tape Light (cuttable approximately every 2") – 120 lumens per foot
- (1) T-TDS-60W – Touch Dimmer Switch
- (1) T-24W-12V-PI – 24 watt 12V DC power supply
- (2) T-FBC - Female barrel connectors
- (2) T-MBC - Male barrel connectors
- (1) T-CW20G-STR-25 – 25 foot roll 20-2 gauge stranded connection wire
- (2) L-8MM-EZ6PK-W – Tape Light to wire connectors (12 pieces total)
- (1) T-TOOL-SD1 – Task Lighting multi-bit screwdriver
- (1) L-APW-4298 – 3M™ adhesive wipe for prepping the surface

L-RTDK-16



Temp indicates Kelvin Temperature. All Touch Dimmer Contractor Packaged Kits are available in the following Kelvin Temperatures: 2700K (27), 3000K (30), 4000K (40), 5000K (50)
L-VTDK-16-30 (Example part number for 3000K Vivid Series Touch Dimmer Tape Light Kit)

EXAMPLE – Basic Touch Dimmer Kit Hookup Diagram



Scan to view installation video
<https://delivr.com/2vk42>

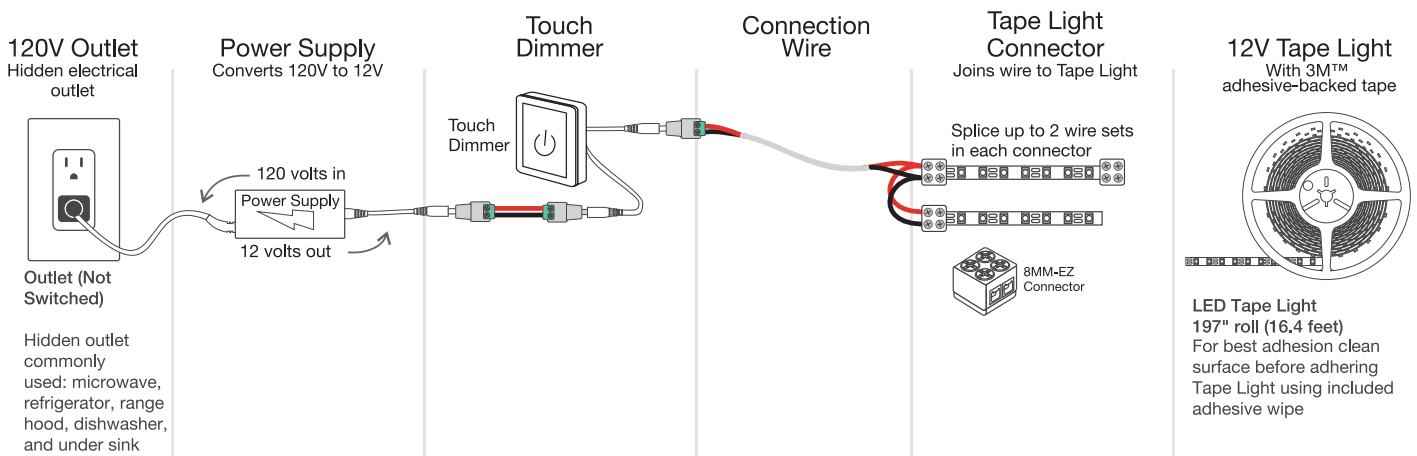
Step 1. Connect Power Supply to Touch Dimmer



Step 2. Connect Touch Dimmer to Tape Light



Step 3. Mount Touch Dimmer and Tape Light

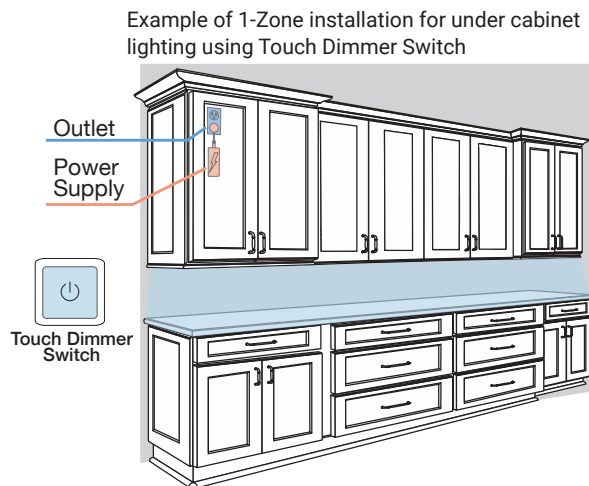
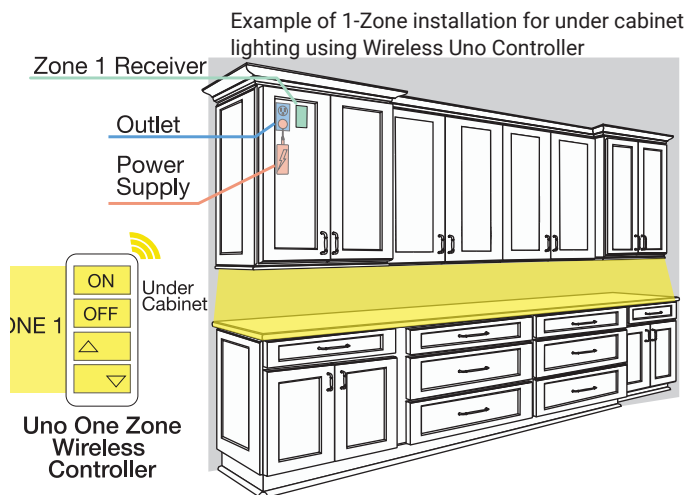


Retail Packaged Kits

Wireless & Touch Dimmer



Example: everything needed to install 1-Zone, 1-Area of LED Tape Lighting



RETAIL PACKAGED KITS AVAILABLE

These kits include the same contents as the contractor packaged kits, presented in an eye-catching box.

LED Tape Lighting Kit Part Number Description

Uno Kit 1 Zone 1 Area 16' Vivid Tape Light

L-VURK-16-Temp

- (1) L-VMW600-16 – 16 foot roll of high light output Vivid Series LED Tape Light (cuttable approximately every 1") – 225 lumens per foot
- (1) T-Q-1Z-WC-RF – Uno 1-Zone wireless controller
- (1) T-DPL-WT – White decora style wall plate (option for mounting controller)
- (1) T-Q-WR96 – LED receiver (96 watts maximum 12V DC)
- (1) T-60W-12V-PI – 60 watt 12V DC power supply
- (1) T-FBC – Female barrel connector
- (1) T-CW20G-STR-25 – 25 ft roll 20-2 gauge stranded connection wire
- (2) L-8MM-EZ6PK-W – Tape Light to wire connectors (12 pieces total)
- (1) T-TOOL-SD1 – Task Lighting multi-bit screwdriver
- (1) L-APW-4298 – 3M™ adhesive wipe for prepping the surface



Touch Dimmer 1 Zone 1 Area 16' Radiance Tape Light

L-RTDRK-16-Temp

- (1) L-RMW300-16 – 16 foot roll of medium light output Radiance Series LED Tape Light (cuttable approximately every 2") – 120 lumens per foot
- (1) T-TDS-60W – Touch Dimmer Switch
- (1) T-24W-12V-PI – 24 watt 12V DC power supply
- (2) T-FBC - Female barrel connectors
- (2) T-MBC - Male barrel connectors
- (1) T-CW20G-STR-25 – 25 ft roll 20-2 gauge stranded connection wire
- (2) L-8MM-EZ6PK-W – Tape Light to wire connectors (12 pieces total)
- (1) T-TOOL-SD1 – Task Lighting multi-bit screwdriver
- (1) L-APW-4298 – 3M™ adhesive wipe for prepping the surface



Temp indicates Kelvin Temperature. Retail packaged kits are available in the following Kelvin Temperatures only: 3000K (30) and 4000K (40)

L-VURK-16-30 (Example part number for 3000K Vivid Series 1 Zone, 1 Area Tape Light Kit)





MULTI-COLOR RGB KIT

LED Tape Lighting Kit Part Number

Description

Multi-Color RGB Kit 1 Zone 1 Area 16' Multi-Color RGB Tape Light

L-RGBK1Z1A-16

- (1) L-RGB-M300-16 – 16 foot roll of Multi-Color RGB LED Tape Light (cuttable approximately every 2") – 260 lumens per foot
- (1) T-C-RGBWC-RF-WT – RGB Wireless Controller
- (1) T-C-RGB180 – RGB LED receiver (180 watts maximum 12V DC)
- (1) T-60W-12V-PI – 60 watt 12V DC power supply
- (1) T-FBC – Female barrel connector
- (1) T-FPC – Female plug connector
- (1) L-RGB-4C-WIRE – 25 ft roll 20-2 gauge stranded 4-wire connection wire
- (6) L-10MM-RGB-WSC – RGB Tape Light to wire connectors
- (1) T-TOOL-SD1 – Task Lighting multi-bit screwdriver
- (1) L-APW-4298 – 3M™ adhesive wipe for prepping the surface
- (1) T-DPL-WT – White decora style wall plate



Multi-Color
RGB Kit Box

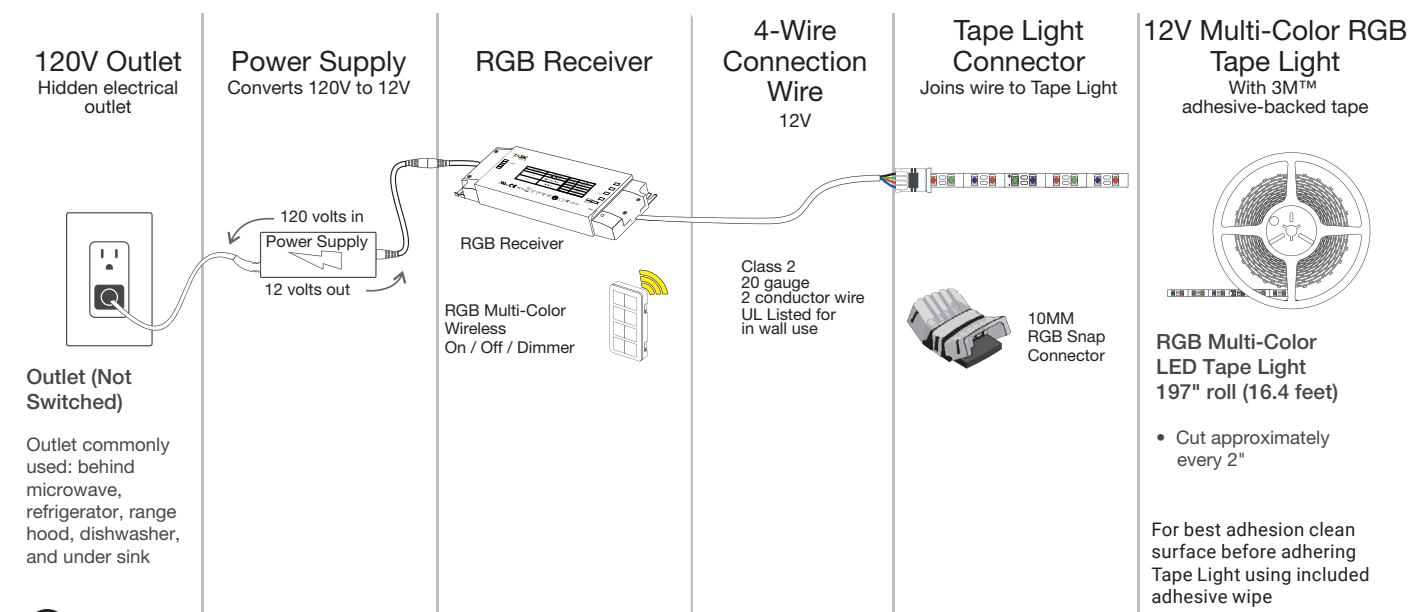
L-RGBK1Z1A-16

EXAMPLE – Basic Multi-Color Kit Hookup Diagram

Step 1. Connect Power Supply to Receiver

Step 2. Connect Receiver to Tape Light

Step 3. Pair Receiver to Wireless Controller



Cut-To-Length Fixture Program



Have us cut perfect tape lighting fixtures for any application

The Cut-To-Length program lets you select the type and length of tape lighting you want. We can even assemble it in an aluminum housing! We assemble the fixture in our Kearney, Nebraska factory to your specifications. Ordering a Cut-To-Length fixture is **as simple as 1 - 2 - 3!**

1

Choose LED Tape Light and Kelvin Temperature

TandemLED™ Series	Color tunable white light – higher light output at 2.93 watts per foot (280 lumens per foot – tape light, 218 lumens per foot – in profile with frosted lens) Cuttable approximately every 1"
Vivid Series	High light output at 2.8 watts per foot (225 lumens per foot – tape light, 188 lumens per foot – in profile with frosted lens) Cuttable approximately every 1"
Radiance Series	Medium light output at 1.5 watts per foot (120 lumens per foot – tape light, 101 lumens per foot – in profile with frosted lens) Cuttable approximately every 2"




2

Choose an aluminum profile or don't choose if you want tape light only

L-007-FR	White 8mm EZ connectors on both sides of fixture
L-003-FR	2 foot wire leads on both sides of fixture
L-002-FR	2 foot wire leads on both sides of fixture
L-002XL-FR	White 8mm EZ connectors on both sides of fixture
No profile	White 8mm EZ connectors on both ends of tape light

See page 150 for profile dimensions



3

Choose the length of tape or fixture desired

minimum length of strip or fixture with aluminum housing is 5" – maximum length is 79" See separate size specification chart online for exact measurements available

TandemLED Series	Approximately 1" intervals
Vivid Series	Approximately 1" intervals
Radiance Series	Approximately 2" intervals



PLACE AN ORDER

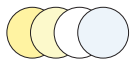
To order Cut-To-Length fixtures call Design Services at **866-848-9094** or e-mail DesignAndSupport@TaskLighting.com, or use the Cut-To-Length order form that can be found under Resources on TaskLighting.com. Get connected with one of our friendly in-house Design Services team members to order fixtures to your exact length requirements.

FEATURES

- Perfect for custom cabinet lighting – above, under, or in cabinets, toe kick, cove, or display case lighting)
- Manufactured to fit the needs of any space
- Ideal for multiple quantities of lighting fixtures of the same custom length
- IP65 rated protective micro-waterproof coating on LED tape lighting
- 90 CRI (Color Rendering Index – true color)
- Dimmable (with compatible dimmer)
- No Ultraviolet (UV) or Infrared (IR)
- 30,000 hour LED life at 70% lumen maintenance
- 12 volt DC plug-in or hardwired power supply required (order separately)

TUNABLE WHITE KELVIN TEMPERATURES

for TandemLED™ Lighting



Tunable white light – tune from Warm White (2700K) up to Daylight White (5000K) and all color temperatures in between

KELVIN TEMPERATURE OPTIONS

for Vivid and Radiance (TandemLED has all)

- 2700K (27) – Warm White
- 4000K (40) – Cool White
- 3000K (30) – Soft White
- 5000K (50) – Daylight White

TandemLED™ Series Tape Light

280 Lumens per foot (tape light), 218 Lumens per foot (in profile with frosted lens)

Part Number	Description
ODL-TMW-BNK	TandemLED Series Tape Light – no profile
ODL-TMW-007F	TandemLED Series Tape Light – 007 flat profile with a frosted lens
ODL-TMW-003F	TandemLED Series Tape Light – 003 angled profile with a frosted lens
ODL-TMW-002F	TandemLED Series Tape Light – 002 recessed profile with a frosted lens
ODL-TMW-RSF	TandemLED Series Tape Light – 002XL deep recessed profile with a frosted lens



Vivid Series Tape Light

225 Lumens per foot (tape light), 188 Lumens per foot (in profile with frosted lens)

Part Number	Description
ODL-VMW-BNK-Temp	Vivid Series Tape Light – no profile
ODL-VMW-007F-Temp	Vivid Series Tape Light – 007 flat profile with a frosted lens
ODL-VMW-003F-Temp	Vivid Series Tape Light – 003 angled profile with a frosted lens
ODL-VMW-002F-Temp	Vivid Series Tape Light – 002 recessed profile with a frosted lens
ODL-VMW-RSF-Temp	Vivid Series Tape Light – 002XL deep recessed profile with a frosted lens



Radiance Series Tape Light

120 Lumens per foot (tape light), 101 Lumens per foot (in profile with frosted lens)

Part Number	Description
ODL-RMW-BNK-Temp	Radiance Series Tape Light – no profile
ODL-RMW-007F-Temp	Radiance Series Tape Light – 007 flat profile with a frosted lens
ODL-RMW-003F-Temp	Radiance Series Tape Light – 003 angled profile with a frosted lens
ODL-RMW-002F-Temp	Radiance Series Tape Light – 002 recessed profile with a frosted lens
ODL-RMW-RSF-Temp	Radiance Series Tape Light – 002XL deep recessed profile with a frosted lens



INSTALLATION COMPONENTS

For TandemLED see page 92

For Vivid and Radiance see page 149

POWER SUPPLIES

NOTE: This product requires a 12V DC power supply

For TandemLED see page 88

For Vivid and Radiance see page 142

CONNECTORS AND WIRE

For TandemLED Connectors see page 91

For TandemLED Wire see page 92

For Vivid and Radiance Connectors see page 148

For Vivid and Radiance Wire see page 147

TandemLED™ WIRED CONTROLLER

See page 90

WAV SMART CONTROL™ SYSTEM

For TandemLED see page 89

For Vivid and Radiance see page 144

COMPATIBLE DIMMING SYSTEMS

For TandemLED see page 89

For Vivid and Radiance see page 144

SENSORS AND SWITCHES

For Vivid and Radiance see page 146

LED Puck Light – Pearl Series

Medium light output – 180 lumens per fixture
Puck light with frosted and diamond lens

Design By: Artistic Cabinetry

APPLICATIONS

- Interior Cabinet
- Under Cabinet
- Display/Accent
- Over Sink
- Architectural
- Niche

FEATURES

- Recess or surface mount
- Includes 2 lenses: diamond (36°) and frosted (120°)
- Fully assembled fixture with frosted, and diamond lenses
- 90 CRI (Color Rendering Index - true color)
- Dimmable (with compatible dimmer)
- No Ultraviolet (UV) or Infrared (IR)
- 30,000 hour LED life at 70% lumen maintenance
- 12 volt DC plug-in or hardwired power supply required (order separately)
- 3 foot lead with end barrel connector
- For a recess mount option, a 2-1/2" hole saw is recommended
- UL Listed

HOUSING FINISH OPTIONS

- Black (BK)
- Brushed Aluminum (BA)
- Bronze (BZ)
- White (WT)

KELVIN TEMPERATURE OPTIONS

- 2700K (27) – Warm White
- 4000K (40) – Cool White
- 3000K (30) – Soft White
- 5000K (50) – Daylight White

LED SPECIFICATIONS

LED Beam Angle – Diamond lens 36°

LED Beam Angle – Frosted lens 120°

INSTALLATION COMPONENTS

See page 149

POWER SUPPLIES

NOTE: This product requires a 12V DC power supply

See page 142

CONNECTORS AND WIRE

Connectors – see page 148

Wire – see page 147

COMPATIBLE DIMMING SYSTEMS

See page 144

SENSORS AND SWITCHES

See page 146

3 WATTS PER FIXTURE

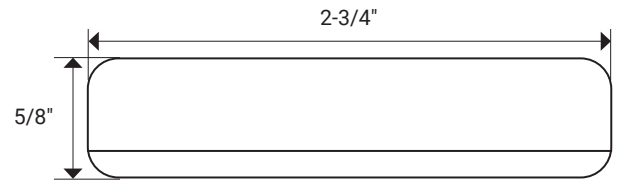
Part Number	Description	Total Watts Per Fixture	Lumens Per Puck Light
L-PS-FR-3Color-Temp	LED puck light designed for surface or recess mount with 2 lenses for desired lighting effects.	3	180

Blue indicates dealer choice. Color indicates Finish Color. Temp indicates Kelvin Temperature.

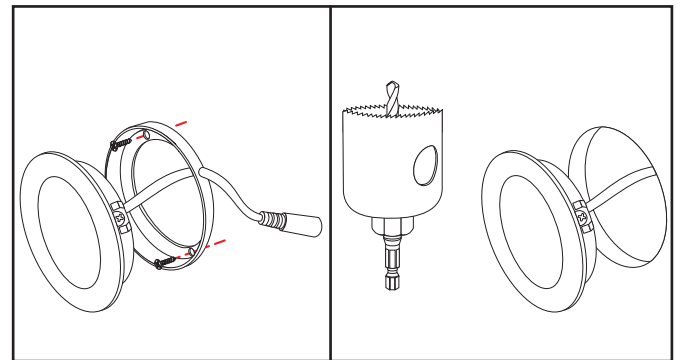
L-PS-FR-3WT-30 (Example part number for Pearl Series puck light with White housing in 3000K Kelvin temperature)



Black fixture shown with
frosted lens installed
L-PS-FR-3BK-30

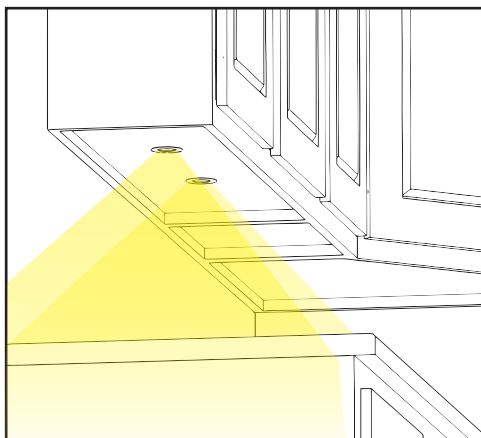


Fixture Cross-Section – Actual Size



Surface mount

Or recess mount



Mount in center of cabinet



Design By: Artistic Cabinetry



LED Puck Light – Vivid Ultra Thin Series

Medium light output – 190 lumens per fixture
Ultra thin, surface mount puck light

APPLICATIONS

- Interior Cabinet
- Under Cabinet
- Display/Accent
- Over Sink
- Niche

FEATURES

- Surface mount only
- 90 CRI (Color Rendering Index - true color)
- Fully assembled fixture with frosted, light-diffusing lens
- No Ultraviolet (UV) or Infrared (IR)
- 30,000 hour LED life at 70% lumen maintenance
- 12 volt DC plug-in or hardwired power supply required (order separately)
- 3 foot lead with end barrel connector
- UL Listed

HOUSING FINISH AVAILABLE

- Satin Nickel (SN)

KELVIN TEMPERATURE OPTIONS

- 2700K (27) – Warm White
- 4000K (40) – Cool White
- 3000K (30) – Soft White
- 5000K (50) – Daylight White

LED SPECIFICATIONS

LED Beam Angle – 120°

INSTALLATION COMPONENTS

See page 149

POWER SUPPLIES

NOTE: This product requires a 12V DC power supply

See page 142

CONNECTORS AND WIRE

Connectors – see page 148

Wire – see page 147

COMPATIBLE DIMMING SYSTEMS

See page 144

SENSORS AND SWITCHES

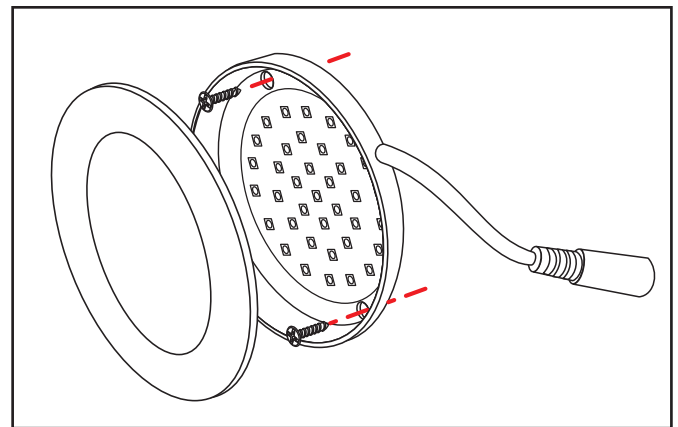
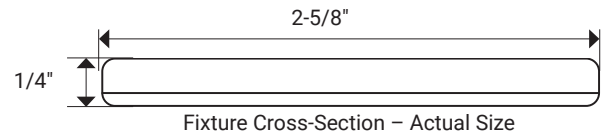
See page 146

3 WATTS PER FIXTURE

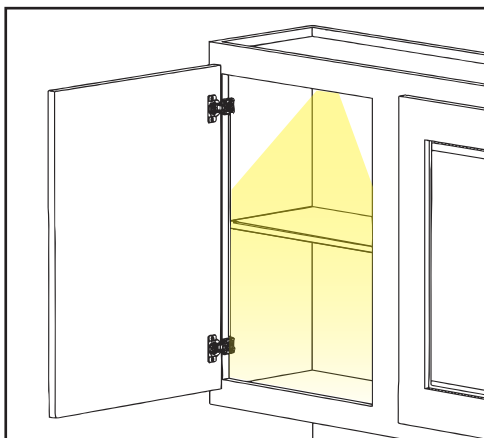
Part Number	Description	Total Watts Per Fixture	Lumens Per Puck Light
L-UT-FR-3SN-Temp	LED puck light designed for surface mount only	3	190

Blue indicates dealer choice. Temp indicates Kelvin Temperature.

L-UT-FR-3SN-30 (Example part number for Vivid Ultra Thin Series puck light with Satin Nickel housing in 3000K Kelvin temperature)



Surface mount only



Mount in center to illuminate glass shelves



LED Puck Light – Mini Round Series

Lower light output – 105 lumens per fixture
Mini LED puck light for accent lighting

Design By: Artistic Cabinetry

APPLICATIONS

- Interior Cabinet
- Display/Accent
- Niche

FEATURES

- Recess or surface mount
- 90 CRI (Color Rendering Index - true color)
- Fully assembled fixture with light-diffusing lens
- No Ultraviolet (UV) or Infrared (IR)
- 30,000 hour LED life at 70% lumen maintenance
- 12 volt DC plug-in or hardwired power supply required (order separately)
- 3 foot lead with end barrel connector
- For recess mount option, a 1-3/16" hole saw is recommended
- UL Listed

KELVIN TEMPERATURE OPTIONS

• UL Listed

- 2700K (27) – Warm White
- 4000K (40) – Cool White
- 3000K (30) – Soft White
- 5000K (50) – Daylight White

HOUSING FINISH AVAILABLE

- Brushed Aluminum (BA)

LED SPECIFICATIONS

LED Beam Angle – 60°

INSTALLATION COMPONENTS

See page 149

POWER SUPPLIES

NOTE: This product requires a 12V DC power supply

See page 142

CONNECTORS AND WIRE

Connectors – see page 148

Wire – see page 147

COMPATIBLE DIMMING SYSTEMS

See page 144

SENSORS AND SWITCHES

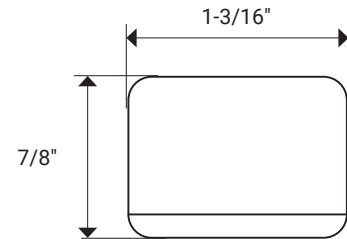
See page 146

1.32 WATTS PER FIXTURE

Part Number	Description	Total Watts Per Fixture	Lumens Per Puck Light
L-MR-CL-1BA-Temp	Mini round LED puck light designed for surface or recess mount	1	105

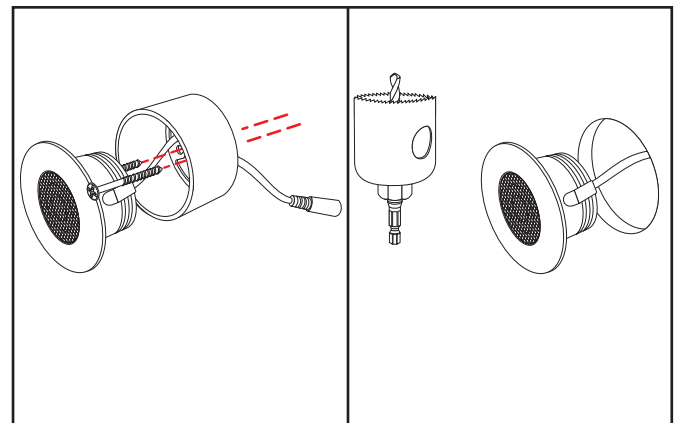
Blue indicates dealer choice. Temp indicates Kelvin Temperature.

L-MR-CL-1BA-30 (Example part number for Mini Round Series puck light with Brushed Aluminum housing in 3000K Kelvin temperature)




Fixture Cross-Section – Actual Size

Brushed Aluminum fixture shown
L-MR-CL-1BA-30



Surface mount

Or recess mount



Recess into shelf to light artwork



12V

WAV
Compatible



LED Puck Light – Mini Square Series

Lower light output – 105 lumens per fixture
Mini LED puck light for accent lighting

Design By: Artistic Cabinetry

APPLICATIONS

- Interior Cabinet
- Display/Accent
- Niche

FEATURES

- Recess or surface mount
- 90 CRI (Color Rendering Index - true color)
- Fully assembled fixture with light-diffusing lens
- No Ultraviolet (UV) or Infrared (IR)
- 30,000 hour LED life at 70% lumen maintenance
- 12 volt DC plug-in or hardwired power supply required (order separately)
- 3 foot lead with end barrel connector
- For recess mount option, a 1-3/16" hole saw is recommended
- UL Listed

KELVIN TEMPERATURE OPTIONS

- 2700K (27) – Warm White
- 4000K (40) – Cool White
- 3000K (30) – Soft White
- 5000K (50) – Daylight White

HOUSING FINISH AVAILABLE

- Brushed Aluminum (BA)

LED SPECIFICATIONS

LED Beam Angle – 60°

INSTALLATION COMPONENTS

See page 149

POWER SUPPLIES

NOTE: This product requires a 12V DC power supply

See page 142

CONNECTORS AND WIRE

Connectors – see page 148

Wire – see page 147

COMPATIBLE DIMMING SYSTEMS

See page 144

SENSORS AND SWITCHES

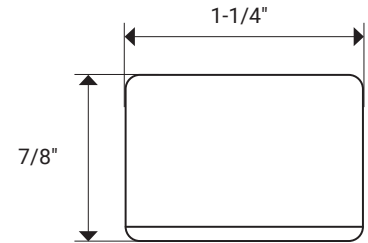
See page 146

1.32 WATTS PER FIXTURE

Part Number	Description	Total Watts Per Fixture	Lumens Per Puck Light
L-MS-CL-1BA-Temp	Mini square LED puck light designed for surface or recess mount	1	105

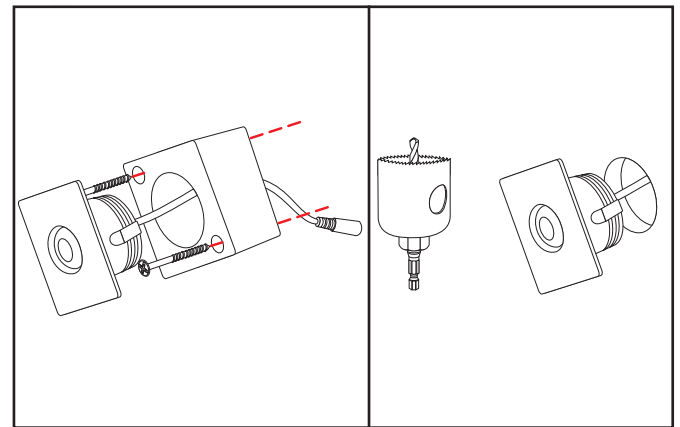
Blue indicates dealer choice. Temp indicates Kelvin Temperature.

L-MS-CL-1BA-30 (Example part number for Mini Square Series puck light with Brushed Aluminum housing in 3000K Kelvin temperature)



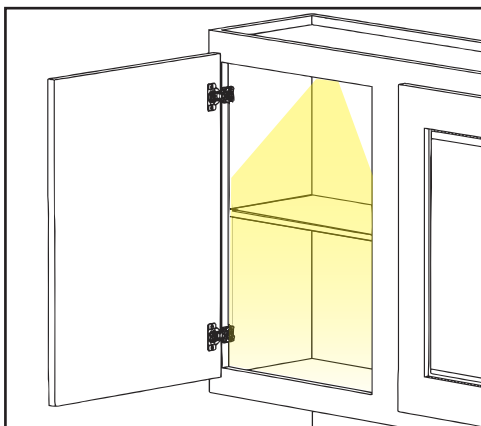
Fixture Cross-Section – Actual Size

Brushed Aluminum fixture shown
L-MS-CL-1BA-30




Surface mount

Or recess mount



Mount in center of cabinet



12V

WAV
Compatible



NOTE: Some of these products are also found in the sempriaLED™ and TandemLED™ Lighting sections

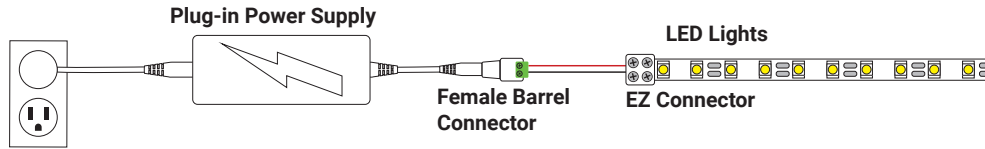
PLUG-IN POWER SUPPLIES

Part Number	Description	Dimensions
T-12W-12V-PI	12 watt AC/DC 2 prong plug-in, class 2 rated 12 volt DC 1 AMP. Compatible with tape lighting and linear fixtures, the wireless dimming system, switches, and sensors.	1-15/16" x 1-1/8" x 2-15/16" (50 mm x 29 mm x 74 mm)
T-24W-12V-PI	24 watt AC/DC 2 prong plug-in, class 2 rated 12 volt DC 2 AMP. Compatible with tape lighting and linear fixtures, the wireless dimming system, switches, and sensors.	3-5/8" x 1-13/16" x 1-5/8" (92 mm x 46 mm x 41 mm)
T-36W-12V-PI	36 watt AC/DC 2 prong plug-in, class 2 rated 12 volt DC 3 AMP. Compatible with tape lighting and linear fixtures, the wireless dimming system, switches, and sensors.	3-11/16" x 1-15/16" x 1-9/16" (93 mm x 50 mm x 40 mm)
T-60W-12V-PI	60 watt AC/DC 2 prong plug-in, class 2 rated 12 volt DC 5 AMP. Compatible with tape lighting and linear fixtures, the wireless dimming system, switches, and sensors.	5-1/16" x 2" x 1-5/16" (129 mm x 52 mm x 33 mm)
T-96W-12V-PI	96 watt AC/DC 3 prong plug-in, 12 volt DC 8 AMP. Compatible with tape lighting and linear fixtures, the wireless dimming system, switches, and sensors.	5-9/16" x 2-3/8" x 1-3/8" (141 mm x 61 mm x 35 mm)
T-120W-12V-PI	120 watt AC/DC 3 prong plug-in, 12 volt DC 10 AMP. Compatible with tape lighting and linear fixtures, the wireless dimming system, switches, and sensors.	6-5/16" x 2-11/16" x 1-1/4" (161 mm x 68 mm x 33 mm)

NOTE: Task Lighting 12 volt power supplies 60 watts and under are Class 2 Compliant for residential use



Wiring for Plug-in Power Supplies



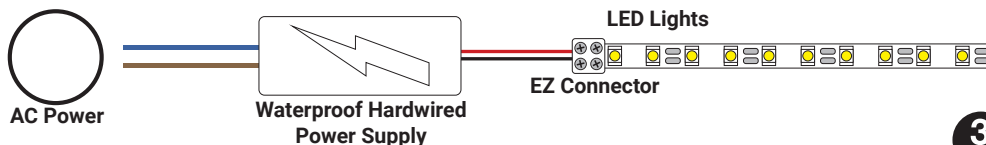
WATERPROOF POWER SUPPLIES

Part Number	Description	Dimensions
T-60W-12-WP-HW	60 watt, 12 volt IP67 rated waterproof class 2 rated LED hardwired. Compatible with tape lighting and lighting fixtures, the wireless dimming system, switches, and sensors.	6-1/2" x 1-5/8" x 1-1/4" (165 mm x 41 mm x 32 mm)
T-150W-12-WP-HW	150 watt, 12 volt IP67 rated waterproof LED hardwired. Compatible with tape lighting and lighting fixtures, the wireless dimming system, switches, and sensors.	7-3/8" x 2-3/8" x 1-1/2" (187 mm x 60 mm x 38 mm)

NOTE: Task Lighting 12 volt power supplies 60 watts and under are Class 2 Compliant for residential use



Wiring for Waterproof Power Supplies



NOTE: Some of these products are also found in the sempriaLED™ and TandemLED™ Lighting sections

HARDWIRED POWER SUPPLIES

Part Number	Description	Dimensions
T-DT24W-12V-HW	24 watt 12 volt DC dimmable class 2 rated LED hardwired. Compatible with the 120 volt magnetic dimmer switch and wall sensors.	13-13/16" x 3" x 1-1/2" (350 mm x 77 mm x 37 mm)
T-DT48W-12V-HW	48 watt 12 volt DC dimmable class 2 rated LED hardwired. Compatible with the 120 volt magnetic dimmer switch and wall sensors.	13-13/16" x 3" x 1-1/2" (350 mm x 77 mm x 37 mm)
T-DT60W-12V-HW	60 watt 12 volt DC dimmable class 2 rated LED hardwired. Compatible with the 120 volt magnetic dimmer switch and wall sensors.	13-13/16" x 3" x 1-1/2" (350 mm x 77 mm x 37 mm)
T-DT120W-12V-HW	120 watt 12 volt DC dimmable LED hardwired. Compatible with the 120 volt magnetic dimmer switch and wall sensors.	15" x 3" x 2-1/4" (380 mm x 77 mm x 57 mm)

NOTE: Task Lighting 12 volt power supplies 60 watts and under are Class 2 Listed for residential use



T-DT24W-12V-HW



T-DT48W-12V-HW

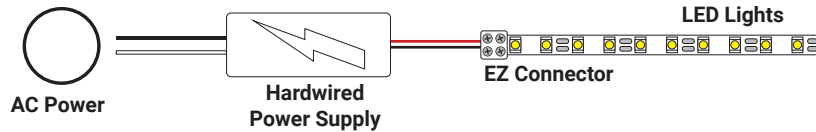


T-DT60W-12V-HW



T-DT120W-12V-HW

Wiring for Hardwired Power Supplies



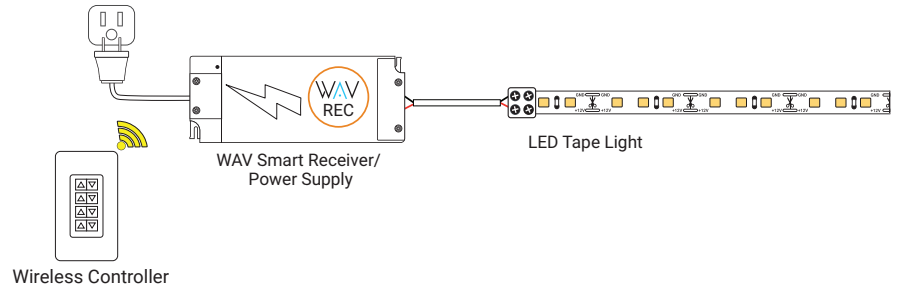
WAV SMART RECEIVER / 60 WATT POWER SUPPLY (PLUG-IN)

Part Number	Description	Dimensions
T-TWAV-60W-PSR	60 watt class 2 rated WAV Smart Receiver / Power Supply for plug-in or hardwire installation. Use to turn TandemLED Tunable White LED Lighting, sempriaLED Linear Fixtures, or illumLED Tape Lighting or Puck Lights into smart home compatible lights. Smart Home hub not included. UL Recognized.	7-5/16" x 2-1/8" x 1-1/4" (187 mm x 73 mm x 32 mm)

NOTE: Task Lighting 12 volt power supplies 60 watts and under are Class 2 Listed for residential use



Wiring for WAV Smart Receiver / Power Supply



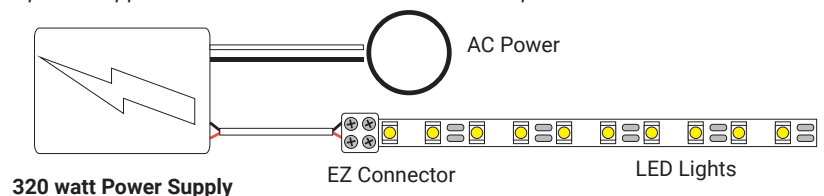
INDUSTRIAL POWER SUPPLY

Part Number	Description	Dimensions
T-320W-12V-HW	320 watt 12 volt indoor industrial hardwired. Compatible with tape lighting and lighting fixtures, the wireless dimming system, switches, and sensors. Can be hardwired or installed with a power cord plugged into an outlet.	8-1/2" x 4-1/2" x 2" (216 mm x 102 mm x 51 mm)

NOTE: Not intended for residential use – Task Lighting 12 volt power supplies 60 watts and under are Class 2 Compliant for residential use



Wiring for Industrial Power Supplies



NOTE: Some of these products are also found in the sempriaLED™, TandemLED™, and 24 volt Lighting sections

RECEIVERS FOR WIRELESS DIMMING SYSTEM

Part Number	Description	Dimensions
T-TWAV-WR-120 	WAV 120 watt Smart Receiver. Allows you to use a wireless controller, an app, or voice to control lights. Use with an Uno 1-Zone Controller (T-Q-1Z-WC-RF-Color), Duo 2-Zone Controller (T-Q-2Z-WC-RF -Color), or Quattro 4-Zone Controller (T-Q-4Z-WC-RF -Color) to control on / off / dimming in each lighting Zone. Smart Home hub not included. UL Recognized.	4-1/4" x 2-1/4" x 3/8" (108 mm x 57 mm x 22 mm)
T-TWAV-60W-PSR 	60 watt class 2 rated WAV Smart Receiver / Power Supply. Use to turn TandemLED Tunable White LED Lighting, sempriaLED linear fixtures, or illumaled Tape Lighting or Puck Lights into smart home compatible lights. Smart Home hub not included. UL Recognized.	7-5/16" x 2-1/8" x 1-1/4" (187 mm x 73 mm x 32 mm)
T-Q-WR96	96 watt LED receiver. Use one LED receiver per Zone and pair with an Uno 1-Zone Controller (T-Q-1Z-WC-RF-Color), Duo 2-Zone Controller (T-Q-2Z-WC-RF -Color), or Quattro 4-Zone Controller (T-Q-4Z-WC-RF -Color) to control on / off / dimming in each lighting Zone.	3-7/8" x 1-13/16" x 13/16" (95 mm x 37 mm x 20 mm)
T-Q-WR240	240 watt LED receiver. Use one LED Receiver per Zone and pair with an Uno 1-Zone Controller (T-Q-1Z-WC-RF-Color), Duo 2-Zone Controller (T-Q-2Z-WC-RF -Color), or Quattro 4-Zone Controller (T-Q-4Z-WC-RF -Color) to control on / off / dimming in each lighting Zone.	7" x 1-13/16" x 7/8" (178 mm x 46 mm x 20 mm)



WAV Smart Receiver
T-TWAV-WR-120



WAV Smart Receiver
/ 60 watt Power Supply
(plug-in) T-TWAV-60W-PSR

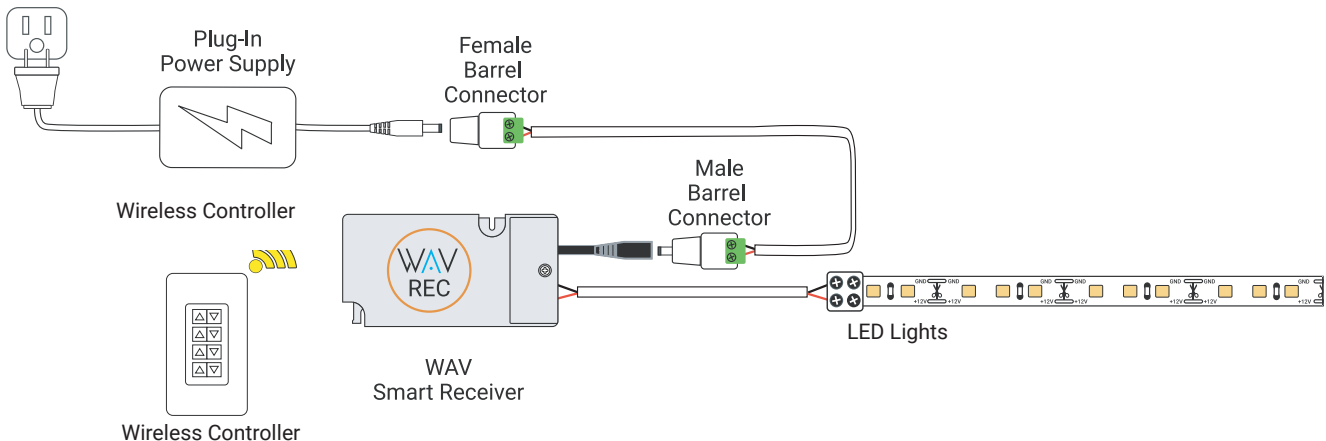


96W Receiver
T-Q-WR96



240W Receiver
T-Q-WR240

Example - Connecting Tape Lighting to WAV Smart Receiver



NOTE: Some of these products are also found in the sempriaLED™, TandemLED™, and 24 volt Lighting sections

WIRELESS CONTROLLERS

Use any of the below Wireless Controllers with the WAV Smart Receiver (T-TWAV-WR-120) or WAV Smart Receiver / 60 Watt Power Supply (T-TWAV-60W-PSR) to use a wireless controller, an app, or voice to control lights. Available in Almond (AL), Black (BK), Brown (BR), Grey (GR), or White (WT). Smart Home hub not included. Pair the Uno, Duo, or Quattro Wireless Controller with the 96 watt LED Receiver (T-Q-WR96) or 240 watt LED Receiver (T-Q-WR240) for light control with the Wireless Controller.

Part Number	Description	Dimensions
T-T-1Z-WC-RF-Color 	TandemLED wireless controller. Control 1 zone of lights, tune the white color temperature of the lights, dim lights, and turn on / off.	2-5/8" x 1-5/16" x 3/8" (67 mm x 33 mm x 10 mm)
T-Q-1Z-WC-RF-Color 	Uno 1-Zone LED controller. Allows you to control 1-Zone of lights with on / off / dimming options. Compatible with sempriaLED, illumaled, and TandemLED Lighting (will not tune the white color temperature).	2-5/8" x 1-5/16" x 3/8" (67 mm x 33 mm x 10 mm)
T-Q-2Z-WC-RF-Color 	Duo 2-Zone LED controller. Allows you to control 2-Zones of lights with on / off / dimming options. Compatible with sempriaLED, illumaled, and TandemLED Lighting (will not tune the white color temperature).	2-5/8" x 1-5/16" x 3/8" (67 mm x 33 mm x 10 mm)
T-Q-4Z-WC-RF-Color 	Quattro 4-Zone LED controller. Allows you to control up to 4-Zones of lights with on / off / dimming options. Compatible with sempriaLED, illumaled, and TandemLED Lighting (will not tune the white color temperature).	2-5/8" x 1-5/16" x 3/8" (67 mm x 33 mm x 10 mm)



NOTE: All wireless controllers are available in these additional colors



TandemLED Controller T-T-1Z-WC-RF-WT Uno Controller T-Q-1Z-WC-RF-WT Duo Controller T-Q-2Z-WC-RF-WT Quattro Controller T-Q-4Z-WC-RF-WT Quattro Controller T-Q-4Z-WC-RF-AL Quattro Controller T-Q-4Z-WC-RF-BK Quattro Controller T-Q-4Z-WC-RF-BR Quattro Controller T-Q-4Z-WC-RF-GR

DECORA COVER PLATES

Part Number	Description	Dimensions
T-DPL-Color	Decora style cover plate to fit over Wireless Controller on wall. Use with TandemLED smart controller (T-T-1Z-WC-RF-Color), Uno 1-Zone Controller (T-Q-1Z-WC-RF-Color), Duo 2-Zone Controller (T-Q-2Z-WC-RF-Color), Quattro 4-Zone Controller (T-Q-4Z-WC-RF-Color), or RGB Controller (T-C-RGBWC-RF-Color) to install on wall. Available in Almond (AL), Black (BK), Brown (BR), Grey (GR), or White (WT)	4-11/16" x 2-15/16" x 11/16" (119 mm x 75 mm x 17 mm)



Decora Cover Plate T-DPL-AL Decora Cover Plate T-DPL-BK Decora Cover Plate T-DPL-BR Decora Cover Plate T-DPL-GR Decora Cover Plate T-DPL-WT



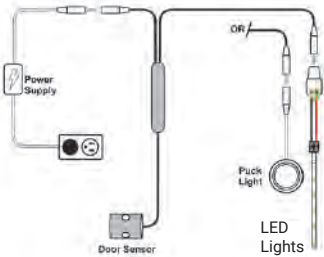
NOTE: Some of these products are also found in the sempriaLED™ and TandemLED™ Lighting sections

SENSORS AND SWITCHES – use with Plug-in or Waterproof Power Supplies

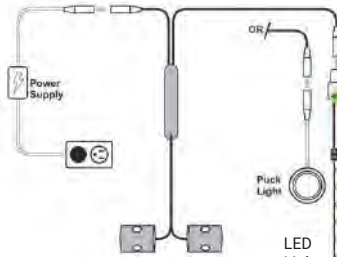
Part Number	Description	Dimensions
T-DSS-30W-IR	Infrared (IR) Door Sensor Switch. The surface mount IR door sensor switch, with a 1-1/2" detection area, allows lights to remain on until the door or drawer is closed.	3/8" x 1" x 1-1/4" (10 mm x 25 mm x 32 mm)
T-2HDSS-30W-IR	Infrared (IR) Door Sensor Switch With Two Heads for use in two-door cabinet. The surface mount IR door sensor switch, with a 1-1/2" detection area, allows lights to remain on until the door is closed.	3/8" x 1" x 1-1/4" (10 mm x 25 mm x 32 mm)
T-MSS-60W	Motion Sensor Switch. Mount sensor switch as close as possible to where movement will occur – facing out. The motion sensor activates the lighting and shuts it off 30 seconds after no motion is detected from any direction within 10 ft.	1/2" x 2-1/4" (13 mm x 57 mm)
T-PSS-60W-IR	Infrared (IR) Sensor Proximity Switch. Place as close to the light source as possible while ensuring it is not exposed to light when the sensor is intended to be inactive.	2-1/4" x 3/8" (57 mm x 10 mm)
T-TDS-60W	LED Touch Dimmer. Touch to switch lights on / off and hold to dim.	3/8" x 2" x 2" (10 mm x 51 mm x 51 mm)
T-WSS-60W-IR	Infrared (IR) Wave Sensor Switch. Install near the lighting and activate by waving hand in front of IR sensor to turn on / off.	2-1/4" x 3/8" (57.15mm x 9.5 mm)



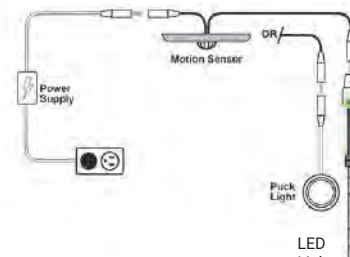
Door Sensor
T-DSS-30W-IR



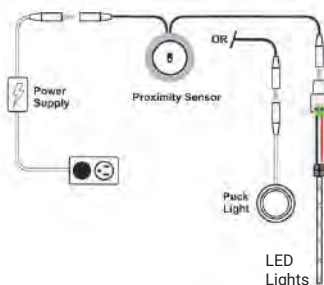
Dual Head Door Sensor
T-2HDSS-30W-IR



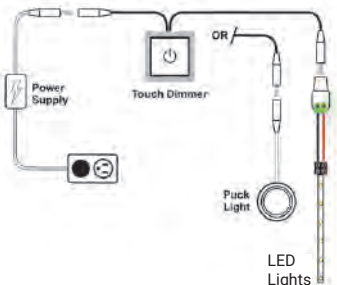
Motion Sensor
T-MSS-60W



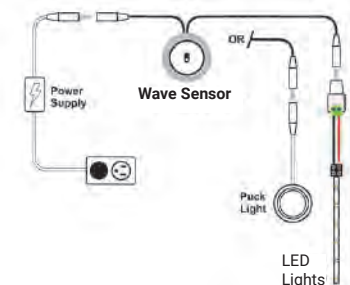
Proximity Sensor
T-PSS-60W-IR



Touch Dimmer
T-TDS-60W



Wave Sensor
T-WSS-60W-IR



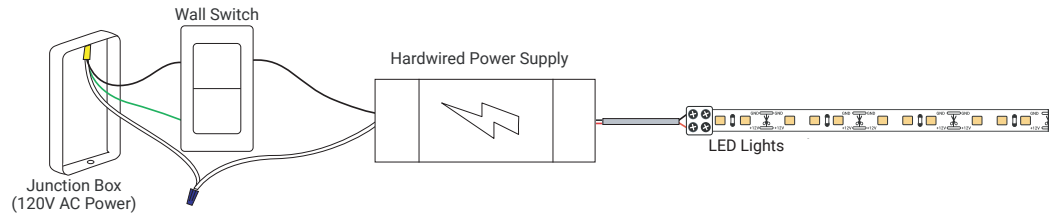
NOTE: Some of these products are also found in the sempriaLED™ and 24 volt Lighting sections

MAGNETIC LOW VOLTAGE DIMMER – use with Hardwired Power Supplies

Part Number	Description	Dimensions
DVLV-600P-Color	600W Diva slide dimmer. Use with hardwired power supplies. Available in Almond (AL), Black (BK), Brown (BR), Grey (GR), or White (WT)	4-11/16" x 2-15/16" x 11/16" (119 mm x 75 mm x 17 mm)

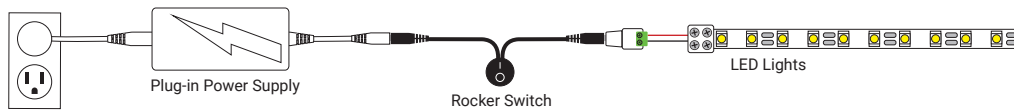


DVLV-600P-WT



SWITCH – use with Plug-in, Hardwired Waterproof, and Hardwired Power Supplies

Part Number	Description	Switch Diameter
T-RS-BK	Low voltage on / off round switch for recessed installation. Available in black only	15/16" (24 mm)



AMPLIFIER – use with illumLED single color and RGB multi-color tape lighting

Part Number	Description	Dimensions
T-AMP-180W	Use when powering more than 32 ft. of illumLED single color tape lighting or RGB multi-color tape lighting. Repeats signal, eliminating the need for additional receivers. NOTE: Not compatible with TandemLED™ products.	7" x 1-13/16" x 7/8" (178 mm x 46 mm x 22 mm)



T-AMP-180W

STRANDED WIRE – use with illumLED products

Part Number	Description	Outside Diameter
T-CW20G-STR-25	25 ft. spool of 20/2 AWG 2 conductor, in-wall rated stranded wire.	1/8" (3 mm)
T-CW20G-STR-50	50 ft. spool of 20/2 AWG 2 conductor, in-wall rated stranded wire.	1/8" (3 mm)
T-CW20G-STR-100	100 ft. spool of 20/2 AWG 2 conductor, in-wall rated stranded wire.	1/8" (3 mm)
T-CW20G-STR-1	20/2 AWG 2 conductor, in-wall rated stranded wire. Specify the number of feet needed when ordering. Sold per foot. Must order a minimum of 2 ft.	1/8" (3 mm)



T-CW20G-STR-25



T-CW20G-STR-50



T-CW20G-STR-100

NOTE: Some of these products are also found in the sempriaLED™, TandemLED™, and 24 volt Lighting sections

BARREL CONNECTORS - use with illumaLED tape light, puck lights, power supplies

Part Number	Description	Dimensions
T-MBC	Male barrel to conductor screw-down connector. Use to add a female barrel connector to a pair of lead wires for connection to an LED light power supply or cable.	1-9/16" x 9/16" x 1/2" (40 mm x 15 mm x 13 mm)
T-FBC	Female barrel to conductor screw-down connector. Use in conjunction with male barrel connector to pair lead wires or to connect and rewire an LED light power supply cable.	1-9/16" x 9/16" x 1/2" (39 mm x 14 mm x 13 mm)



EZ CONNECTORS - use with illumaLED tape light

Part Number	Description	Dimensions
L-8MM-EZ100PK	8 mm EZ connector – 100 pack. Use to connect 8 mm tape light to wire.	1/2" x 7/16" x 5/16" (13 mm x 10 mm x 8 mm)
L-8MM-EZ6PK	8 mm EZ connector – 6 pack. Use to connect 8 mm tape light to wire.	1/2" x 7/16" x 5/16" (13 mm x 10 mm x 8 mm)
L-8MM-EZ100PK-W	White 8 mm EZ connector – 100 pack. Use to connect 8 mm tape light to wire.	1/2" x 7/16" x 5/16" (13 mm x 10 mm x 8 mm)
L-8MM-EZ6PK-W	White 8 mm EZ connector – 6 pack. Use to connect 8 mm tape light to wire.	1/2" x 7/16" x 5/16" (13 mm x 10 mm x 8 mm)
L-EZV2-6PK-BK COMING SOON	Black EZ connector for 8 mm and 10 mm tape lighting– 6 pack. Use to connect 8 mm or 10 mm tape light to wire.	3/4" x 7/16" x 5/16" (18 mm x 10 mm x 8 mm)

L-EZV2-6PK-WT COMING SOON	White EZ connector for 8 mm and 10 mm tape lighting– 6 pack. Use to connect 8 mm or 10 mm tape light to wire.	3/4" x 7/16" x 5/16" (18 mm x 10 mm x 8 mm)
-------------------------------------	---	--



FLEXIBLE CONNECTORS - use with illumaLED 8mm tape light

Part Number	Description	Dimensions
L-8MM-FLEX3PK	3 pack of flexible 8 mm corner connectors – Black. 4" wire in between connectors. Use to turn corners at any angle with 8 mm tape lighting. Compatible with single color tape light and tunable white tape light.	4-15/16" x 7/16" x 5/16" (125 mm x 10 mm x 8 mm)
L-8MM-FLEX3PK-W	3 pack of flexible 8 mm corner connectors – White. 4" wire in between connectors. Use to turn corners at any angle with 8 mm tape lighting. Compatible with single color tape light and tunable white tape light.	4-15/16" x 7/16" x 5/16" (125 mm x 10 mm x 8 mm)



EZ PUSH CONNECTORS - use with stranded or solid wire


Part Number	Description	Dimensions
T-EZWC	EZ wire-to-wire connector. Must strip wire to insert into connector. Use to daisy chain fixtures in parallel runs or to connect around corners.	13/16" x 11/16" x 5/16" (20 mm x 17 mm x 8 mm)




NOTE: Some of these products are also found in the sempriaLED™, TandemLED™, and 24 volt Lighting sections

PLUG CONNECTORS - use with LED Lighting, power supplies

Part Number	Description	Dimensions
T-MPC	Male Plug Connector. Connect to output side of receiver for easy plug-and-play system.	6-1/2" overall length (165 mm)
T-FPC	Female Plug Connector. Connect to input side of receiver or into a Male Plug Connector for easy connection.	6-1/2" overall length (165 mm)




T-MPC




T-FPC

8MM CONNECTORS - use with illumaled 8mm tape light

Part Number	Description	Dimensions
L-8MM-SC	8 mm splice snap connector. Use to connect 8 mm LED tape light to 8 mm LED tape light with no lead wire between the connection.	3/4" x 1/2" x 5/16" (20 mm x 13 mm x 8 mm)
L-8MM-WTSC	8 mm LED tape light to wire connector. Use to connect 8mm tape light to wire without stripping any wires.	15/16" x 1/2" x 5/16" (24 mm x 13 mm x 8 mm)




L-8MM-SC




L-8MM-WTSC

10MM CONNECTORS - use with illumaled 10mm tape light

Part Number	Description	Dimensions
L-10MM-SC	10 mm splice snap connector. Use to connect 10 mm LED tape light to 10 mm LED tape light with no lead wire between the connection.	3/4" x 1/2" x 5/16" (20 mm x 13 mm x 8 mm)
L-10MM-WSC	10 mm LED tape light to wire connector. Use to connect 10 mm tape light to wire without stripping any wires.	15/16" x 1/2" x 5/16" (24 mm x 13 mm x 8 mm)




L-10MM-SC



L-10MM-WSC


3-WAY SPLITTER - use with illumaled™ and sempriaLED™ lighting

Part Number	Description	Dimensions
T-3WSP	DC 3-way splitter plug. Use to connect multiple LED light fixtures to a dimming system.	16" overall length (406 mm) 8" length of one splice (203 mm)




3M™ ADHESIVE PROMOTER WIPE

Part Number	Description
L-APW-4298	3M™ adhesive promoter wipe – cleans the surface for a stronger tape lighting adhesive bond



3M™ 300LSE WATERPROOF ADHESIVE TAPE

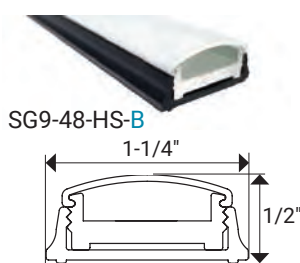
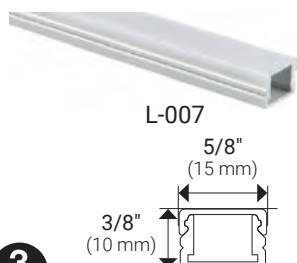
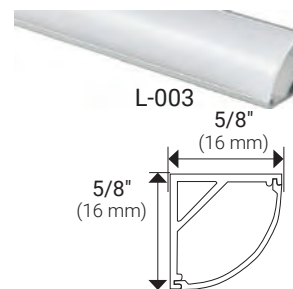
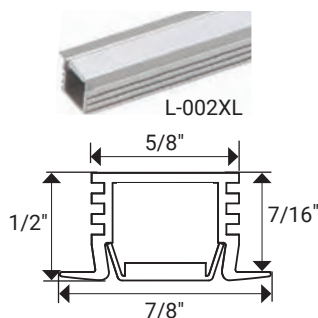
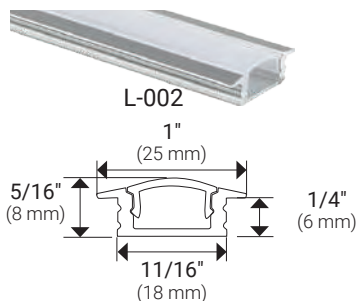
Part Number	Description	Dimensions
L-DSA200	164 ft. roll of waterproof 3M™ 300LSE high-bond adhesive tape for secure installation.	5/16" wide (8 mm)



NOTE: Some of these products are also found in the sempriaLED™, TandemLED™, and 24 volt Lighting sections

PROFILES

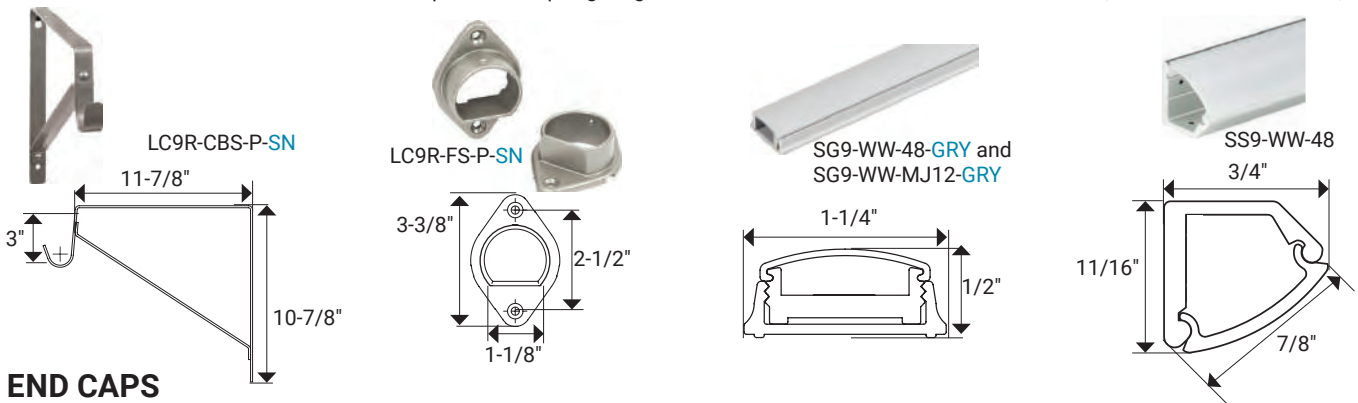
Part Number	Description	Dimensions
L-002-Lens-48	002 recessed aluminum housing 48" – Frosted (FR) or Clear (CL) lens. Compatible with illumaLED 8 mm and 10 mm tape lighting for sturdy, dust-proof enclosure. This product is field-cuttable. Use with L-EC-002 for end caps. NOTE: L-8MM-EZ connectors will not fit inside this profile with the lens.	48" x 1" x 5/16" (1219 mm x 25 mm x 8 mm)
L-002-Lens-90	002 recessed aluminum housing 90" – Frosted (FR) or Clear (CL) lens. Compatible with illumaLED 8 mm and 10 mm tape lighting for sturdy, dust-proof enclosure. This product is field-cuttable. Use with L-EC-002 for end caps. NOTE: L-8MM-EZ connectors will not fit inside this profile with the lens.	90" x 1" x 5/16" (2286 mm x 25 mm x 8 mm)
L-002XL-FR-90	002 XL Series recessed aluminum housing 90" – Frosted lens. Compatible with illumaLED 8 mm and 10 mm tape lighting for sturdy, dust-proof enclosure. This product is field-cuttable. Use with L-EC-002 for end caps.	90" x 7/8" x 1/2" (2286 mm x 22 mm x 13 mm)
L-003-Lens-48	003 angled aluminum housing 48" – Frosted (FR) or Clear (CL) lens. Compatible with illumaLED 8 mm and 10 mm tape lighting for sturdy, dust-proof enclosure. This product is field-cuttable. Use with L-EC-003 for end caps.	48" x 5/8" x 5/8" (1219 mm x 16 mm x 16 mm)
L-003-Lens-90	003 angled aluminum housing 90" – Frosted (FR) or Clear (CL) lens. Compatible with illumaLED 8 mm and 10 mm tape lighting for sturdy, dust-proof enclosure. This product is field-cuttable. Use with L-EC-003 for end caps.	90" x 5/8" x 5/8" (2286 mm x 16 mm x 16 mm)
L-007-Lens-48	007 flat aluminum housing 48" – Frosted (FR) or Clear (CL) lens. Compatible with illumaLED 8 mm and 10 mm tape lighting for sturdy, dust-proof enclosure. This product is field-cuttable. Use with L-8MM-EZ6PK for end caps.	48" x 5/8" x 3/8" (1219 mm x 16 mm x 10 mm)
L-007-Lens-90	007 flat aluminum housing 90" – Frosted (FR) or Clear (CL) lens. Compatible with illumaLED 8 mm and 10 mm tape lighting for sturdy, dust-proof enclosure. This product is field-cuttable. Use with L-8MM-EZ6PK for end caps.	90" x 5/8" x 3/8" (2286 mm x 16 mm x 10 mm)
SG9-48-HS-Color	Linear aluminum housing 48" with frosted lens. Available in Black (B), Grey (G), or White (W). Compatible with illumaLED 8 mm and 10 mm tape lighting for sturdy, dust-proof enclosure. This product is field-cuttable.	48" x 1-1/4" x 1/2" (1219 mm x 32 mm x 13 mm)
L-0LC-FR-48-Finish	48" field-cuttable Lighted Closet Rod profile with frosted lens. Available in Black (BK), Bronze (BZ), Satin Nickel (SN), or White (WT).	48" x 1-1/4" x 1/2" (1219 mm x 32 mm x 13 mm)
L-0LC-FR-90-Finish	90" field-cuttable Lighted Closet Rod profile with frosted lens. Available in Black (BK), Bronze (BZ), Satin Nickel (SN), or White (WT).	90" x 1-1/4" x 1/2" (2286 mm x 32 mm x 13 mm)



NOTE: Some of these products are also found in the sempriaLED™, TandemLED™, and 24 volt Lighting sections

WIREWAY AND MOUNTING ACCESSORIES

Part Number	Description	Dimensions
LC9R-CBS-P-Finish	Support bracket for Lighted Closet Rod. Recommended to use every 48". Available in Black (BK), Bronze (BZ), Satin Nickel (SN), or White (WT).	11-7/8" x 10-7/8" x 3" (302 mm x 276 mm x 76 mm)
LC9R-FS-P-Finish	Flange set for Lighted Closet Rod. Available in Black (BK), Bronze (BZ), Satin Nickel (SN), or White (WT).	3-3/8" x 2-1/2" x 1-1/8" (86 mm x 64 mm x 29 mm)
SG9-WW-48-Color	48" field-cuttable WireWay for Linear Fixture – SG9 Series or with the Lighted Closet Rod to hide wires. Available in Black (BK), Grey (GRY), or White (WT).	48" x 1-1/4" x 1/2" (1219 mm x 32 mm x 13 mm)
SG9-WW-MJ12-Color	(2) 12" WireWay pieces with 45° miter joint for Strip Light Fixture – SG9 Series. Available in Black (BK), Grey (GRY), or White (WT).	48" x 1-1/4" x 1/2" (1219 mm x 31.75 mm x 13 mm)
SF9-WW-48	48" Mini Linear Fixture Profile (aluminum housing and lens). Use as WireWay for F Series or as a profile for tape lighting.	48" x 1/2" x 1/2" (1219 mm x 13 mm x 13 mm)
SA9-WW-48	48" Mini Angled Linear Fixture Profile (aluminum housing and lens). Use as WireWay for A Series or as a profile for tape lighting.	48" x 1/2" x 5/8" (1219 mm x 13 mm x 16 mm)
SS9-WW-48	48" Angled Linear Fixture Profile (aluminum housing and lens). Use as WireWay for S Series or as a profile for tape lighting.	48" x 3/4" x 11/16" (1219 mm x 19 mm x 17 mm)




END CAPS

Part Number	Description	Dimensions
SR9-EC-Kit	Light Grey end caps for R Series and L-002XL Profiles – wire entry openings. Use for a clean, finished look at the end of each lighting fixture.	7/8" x 1/2" x 3/8" (22 mm x 13 mm x 10 mm)
L-EC-002	End caps for L-002 aluminum housing – wire entry openings – Available in Light Grey only. Use for a clean, finished look at the end of each lighting fixture.	1" x 5/16" x 7/16" (25 mm x 8 mm x 10 mm)
L-EC-003	End caps for L-003 aluminum housing – Available in Light Grey only. Use for a clean, finished look at the end of each lighting fixture.	5/8" x 5/8" x 1/4" (16 mm x 16 mm x 6 mm)
L-8MM-EZ6PK	8 mm EZ connector – 6 pack. Use as an end cap to the 007 profile. Use for a clean, finished look at the end of each lighting fixture.	1/2" x 7/16" x 5/16" (13 mm x 10 mm x 8 mm)
L-8MM-EZ6PK-W	White 8 mm EZ connector – 6 pack. Use as an end cap to the 007 profile. Use for a clean, finished look at the end of each lighting fixture.	1/2" x 7/16" x 5/16" (13 mm x 10 mm x 8 mm)



MOUNTING CLIPS

Part Number	Description	Dimensions
L-MC-003	Mounting clip for L-003 aluminum housing – mounting screws included	9/16" wide (14 mm)
L-MC-007	Mounting clip for L-007 aluminum housing – mounting screws included	5/8" wide (16 mm)





LED Multi-Color Tape Light – RGB Series

Multi-Color light output – 260 lumens per foot (854/M)

10 mm LED Tape Lighting with protective micro-waterproof coating – IP65 rated

APPLICATIONS

- Interior cabinet
- Under cabinet
- Entertainment lighting
- Outdoor
- Bathroom
- Bar
- Backlight or edge lighting for signage

FEATURES

- Field cuttable approximately every 2 inches
- 18 diodes per foot (300 per roll)
- 16 ft. and 32 ft. rolls of tape lighting available with IP65 rated protective micro-waterproof coating
- Select from multiple color options
- Set to one color, multiple colors, and change colors any time
- Dimmable with Chroma Wireless Dimming System for on / off / dimming, color changing
- No Ultraviolet (UV) or Infrared (IR)
- 30,000 hour LED life at 70% lumen maintenance
- 3M™ 300LSE waterproof adhesive tape
- 12 volt DC plug-in or hardwired power supply required (order separately)
- Aluminum housings available (order separately)
- UL Listed

LED SPECIFICATIONS

LED Beam Angle – 120°

INSTALLATION COMPONENTS

See page 159

POWER SUPPLIES

NOTE: This product requires a 12V DC power supply

See page 156

CONNECTORS AND WIRE

See page 160

RGB COMPATIBLE DIMMING SYSTEM

See page 157

ALUMINUM HOUSINGS, MOUNTING CLIPS

See page 158

3.58 watts per foot (11.75/M)

Part Number	Description	Total Watts Per Roll	Lumens Per Foot
L-RGB-M300-16	16 ft. roll (5M) of RGB multi-color LED tape light with IP65 protective micro-waterproof coating	59 (59/5M)	260 (854/M)
L-RGBM300-32	32 ft. roll (10M) of RGB multi-color LED tape light with IP65 protective micro-waterproof coating	115 (118/10M)	260 (854/M)



IP65 Rated Protective Micro-Waterproof Coating on the Tape Lighting



Protects against water, dust, cleaning, and damage

Actual Size

**Aluminum profiles for
RGB Series tape light**

See additional profiles on page 158



L-002



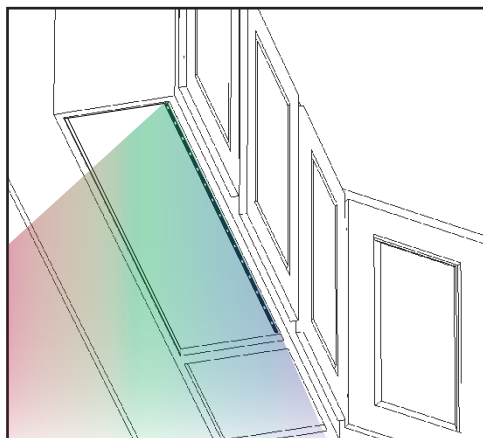
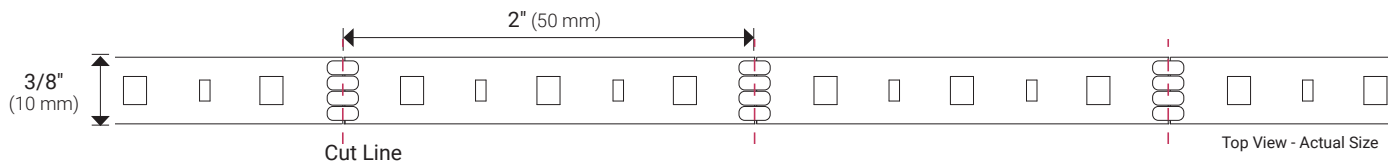
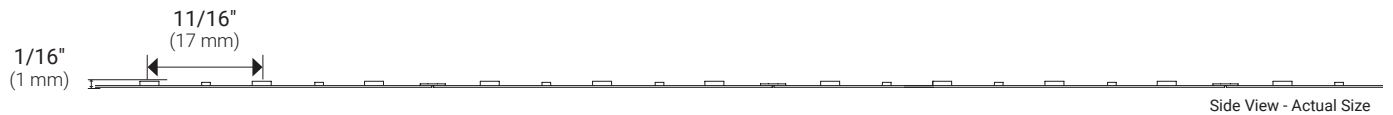
L-002XL



L-003



L-007



Mount at front of cabinet



12 Volt
Multi-Color
RGB Lighting

illuminaLED™
TASK
lighting



LED Multi-Color Tape Light Kit – RGB Series

Multi-Color light output – 260 lumens per foot (854/M)
10 mm LED Tape Lighting with protective micro-waterproof
coating – IP65 rated



Create a Full Color Lighting Experience in any Space!

Install the Multi-Color RGB Tape Lighting Kit to transform any space into a special atmosphere. Use this complete, color-changing solution in retail or commercial spaces to evenly distribute dynamic color effect lighting that is sure to draw attention! A wireless controller is included to adjust brightness, switch colors, or to fade through colors at an adjustable pace! Our high quality tape lighting maintains overall color saturation at any brightness, and has a protective IP65 rated micro-waterproof coating. Install outdoor lighting under a deck or railing to add lighting to outdoor events, or install indoors where color-changing lighting is desired!

Multi-Color RGB Tape Lighting Kit

L-RGBK1Z1A-16

The Multi-Color RGB Tape Lighting Kit includes 16 ft. of multi-color tape lighting and a wireless controller to change the color effect and brightness of lights at any time.



**RGB Wireless
On / Off / Dimmer /
Multi-Color Tuner**
T-C-RGBWC-RF-WT
with T-DPL-WT



**RGB Receiver
(180 watt)**
T-C-RGB180



**16 ft. roll Multi-Color
RGB Series tape light**
L-RGB-M300-16



**60 watt plug-in
Power Supply**
T-60W-12V-PI



**Female Plug Connector
(To connect power
supply to receiver)**
T-FPC



**(6) RGB LED tape light
to 4-wire connectors**
L-10MM-RGB-WSC



**25 ft. roll 4-wire
connection wire**
L-RGB-4C-WIRE

Also includes multi-bit screwdriver and adhesive wipe for surface preparation.

Features of our Multi-Color RGB LED Tape Lighting Kit

- ✓ Power using an existing hidden outlet behind the microwave, refrigerator, dishwasher, or under the sink.
- ✓ Easy to install using the pre-attached 3M™ waterproof adhesive tape
- ✓ Cut tape lighting to length for a perfect fit
- ✓ Professional grade lighting system
- ✓ Tape Lighting has a protective IP65 rated micro-waterproof coating
- ✓ UL Listed with a 5-year warranty



Multi-Color RGB Series

12 Volt Power Supplies, Cover Plate

NOTE: Some of these products are also found in the sempriaLED™, TandemLED™, and 24 volt Lighting sections

PLUG-IN POWER SUPPLIES

Part Number	Description	Dimensions
T-12W-12V-PI	12 watt AC/DC 2 prong plug-in, class 2 rated 12 volt DC 1 AMP. Compatible with tape lighting and linear fixtures, the wireless dimming system, switches, and sensors.	1-15/16" x 1-1/8" x 2-15/16" (50 mm x 29 mm x 74 mm)
T-24W-12V-PI	24 watt AC/DC 2 prong plug-in, class 2 rated 12 volt DC 2 AMP. Compatible with tape lighting and linear fixtures, the wireless dimming system, switches, and sensors.	3-5/8" x 1-13/16" x 1-5/8" (92 mm x 46 mm x 41 mm)
T-36W-12V-PI	36 watt AC/DC 2 prong plug-in, class 2 rated 12 volt DC 3 AMP. Compatible with tape lighting and linear fixtures, the wireless dimming system, switches, and sensors.	3-11/16" x 1-15/16" x 1-9/16" (94 mm x 50 mm x 40 mm)
T-60W-12V-PI	60 watt AC/DC 2 prong plug-in, class 2 rated 12 volt DC 5 AMP. Compatible with tape lighting and linear fixtures, the wireless dimming system, switches, and sensors.	5-1/16" x 2" x 1-5/16" (129 mm x 52 mm x 33 mm)
T-96W-12V-PI	96 watt AC/DC 3 prong plug-in, 12 volt DC 8 AMP. Compatible with tape lighting and linear fixtures, the wireless dimming system, switches, and sensors.	5-9/16" x 2-3/8" x 1-3/8" (141 mm x 61 mm x 35 mm)
T-120W-12V-PI	120 watt AC/DC 3 prong plug-in, 12 volt DC 10 AMP. Compatible with tape lighting and linear fixtures, the wireless dimming system, switches, and sensors.	6-5/16" x 2-11/16" x 1-1/4" (161 mm x 68 mm x 33 mm)

NOTE: Task Lighting 12 volt power supplies 60 watts and under are Class 2 Compliant for residential use



T-12W-12V-PI



T-24W-12V-PI



T-36W-12V-PI



T-60W-12V-PI



T-96W-12V-PI



T-120W-12V-PI

WATERPROOF POWER SUPPLIES

Part Number	Description	Dimensions
T-60W-12-WP-HW	60 watt, 12 volt IP67 rated waterproof class 2 rated LED hardwired. Compatible with tape lighting and linear fixtures, the wireless dimming system, switches, and sensors.	6-1/2" x 1-5/8" x 1-1/4" (165 mm x 41 mm x 32 mm)
T-150W-12-WP-HW	150 watt, 12 volt IP67 rated waterproof LED hardwired. Compatible with tape lighting and linear fixtures, the wireless dimming system, switches, and sensors.	7-3/8" x 2-3/8" x 1-1/2" (187 mm x 60 mm x 38 mm)

NOTE: Task Lighting 12 volt power supplies 60 watts and under are Class 2 Compliant for residential use



T-60W-12-WP-HW



T-150W-12-WP-HW

DECORA COVER PLATES

Part Number	Description	Dimensions
T-DPL-Color	Decora style cover plate to fit over Wireless Controller on wall. Use with TandemLED smart controller (T-T-1Z-WC-RF-Color), Uno 1-Zone Controller (T-Q-1Z-WC-RF-Color), Duo 2-Zone Controller (T-Q-2Z-WC-RF-Color), Quattro 4-Zone Controller (T-Q-4Z-WC-RF-Color), or RGB Controller (T-C-RGBWC-RF-Color) to install on wall. Available in Almond (AL), Black (BK), Brown (BR), Grey (GR), or White (WT)	4-11/16" x 2-15/16" x 11/16" (119 mm x 75 mm x 17 mm)



Warranty



12V



Decora Cover Plate
T-DPL-AL



Decora Cover Plate
T-DPL-BK



Decora Cover Plate
T-DPL-BR



Decora Cover Plate
T-DPL-GR



Decora Cover Plate
T-DPL-WT

DIMMING COMPONENTS – use with RGB Multi-Color Lighting

Part Number	Description	Dimensions
T-C-RGB180	180 watt RGB Receiver. Allows you to individually control color settings and program into memory. Compatible with the RGB wireless wall dimmer control (T-C-RGBWC-RF-Color) only.	5-3/4" x 1-7/8" x 5/8" (145 mm x 47 mm x 16 mm)
T-WAV-WR180-RGB	180 watt WAV Smart Control RGB Receiver. Allows you to individually control color settings and program into memory using the RGB wireless wall dimmer control (T-C-RGBWC-RF-Color), and voice and app control using a Smart Home speaker hub. Smart Home hub not included. UL Recognized.	4-1/4" x 2-1/4" x 3/8" (108 mm x 57 mm x 22 mm)
T-C-RGBWC-RF-Color	RGB wireless wall dimmer control. Allows you to program up to 4 color settings or color effects for 1 Zone. Use with RGB Receiver (T-C-RGB180) or WAV RGB Receiver (T-WAV-WR180-RGB) for controlling lights via a Smart Home hub for voice and app control. Smart Home hub not included. Available in Almond (AL), Black (BK), Brown (BR), Grey (GR), or White (WT).	2-5/8" x 1-5/16" x 3/8" (67 mm x 33 mm x 10 mm)



T-C-RGB180



T-WAV-WR180-RGB



T-C-RGBWC-RF-AL



T-C-RGBWC-RF-BK



T-C-RGBWC-RF-BR

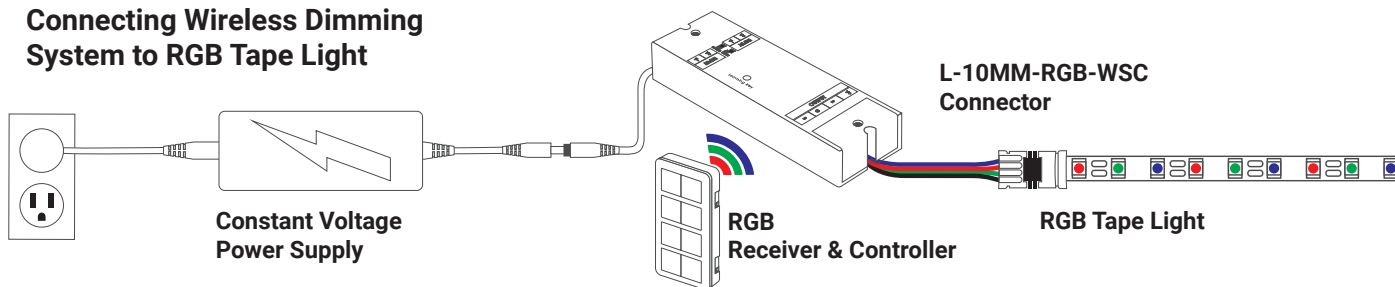


T-C-RGBWC-RF-GR



T-C-RGBWC-RF-WT

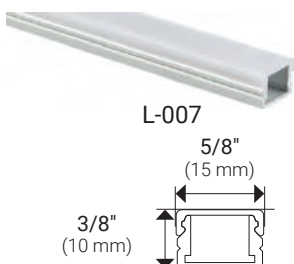
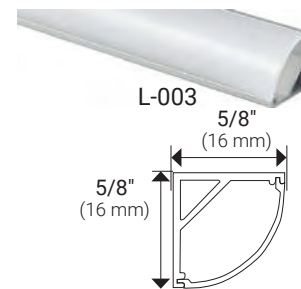
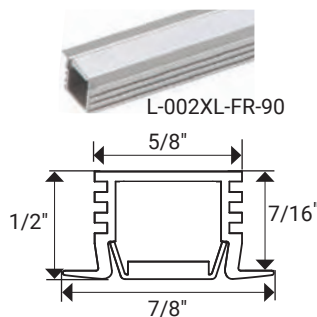
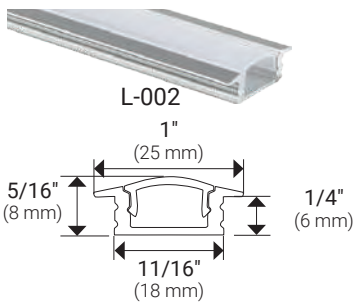
Connecting Wireless Dimming System to RGB Tape Light



NOTE: Some of these products are also found in the sempriaLED™, TandemLED™, and 24 volt Lighting sections

PROFILES

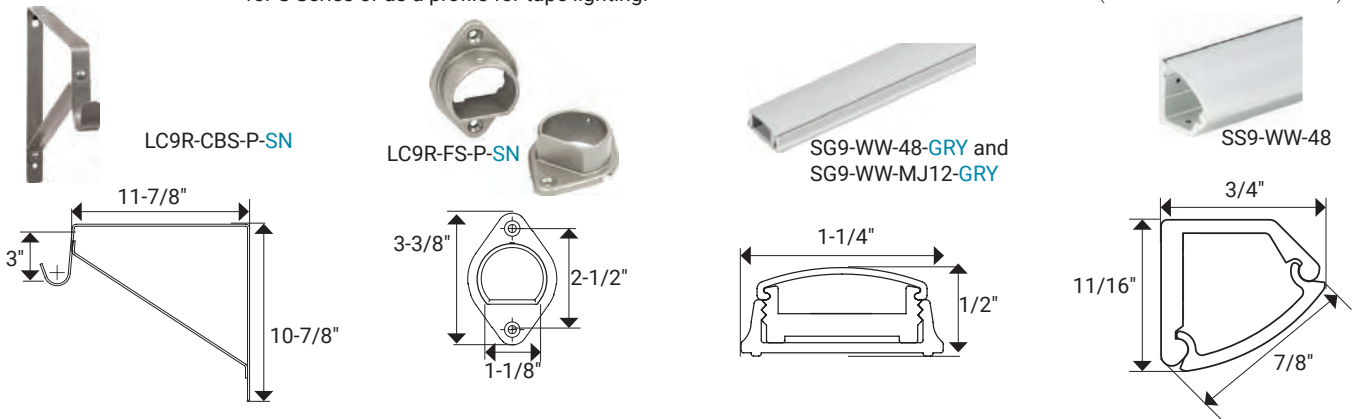
Part Number	Description	Dimensions
L-002-Lens-48	002 recessed aluminum housing 48" – Frosted (FR) or Clear (CL) lens. Compatible with illumaLED 8 mm and 10 mm tape lighting for sturdy, dust-proof enclosure. This product is field-cuttable. NOTE: RGB Snap Connectors (L-10MM-RGB-WSC) do not fit in housing.	48" x 1" x 5/16" (1219 mm x 25 mm x 8 mm)
L-002-Lens-90	002 recessed aluminum housing 90" – Frosted (FR) or Clear (CL) lens. Compatible with illumaLED 8 mm and 10 mm tape lighting for sturdy, dust-proof enclosure. This product is field-cuttable. Use with L-EC-002 for end caps. NOTE: RGB Snap Connectors (L-10MM-RGB-WSC) do not fit in housing.	90" x 1" x 5/16" (2286 mm x 25 mm x 8 mm)
L-002XL-FR-90	002 XL Series recessed aluminum housing 90" – Frosted lens. Compatible with illumaLED 8 mm and 10 mm tape lighting for sturdy, dust-proof enclosure. This product is field-cuttable. NOTE: RGB Snap Connectors (L-10MM-RGB-WSC) do not fit in housing.	90" x 7/8" x 1/2" (2286 mm x 22 mm x 13 mm)
L-003-Lens-48	003 angled aluminum housing 48" – Frosted (FR) or Clear (CL) lens. Compatible with illumaLED 8 mm and 10 mm tape lighting for sturdy, dust-proof enclosure. This product is field-cuttable. NOTE: RGB Snap Connectors (L-10MM-RGB-WSC) do not fit in housing.	48" x 5/8" x 5/8" (1219 mm x 16 mm x 16 mm)
L-003-Lens-90	003 angled aluminum housing 90" – Frosted (FR) or Clear (CL) lens. Compatible with illumaLED 8 mm and 10 mm tape lighting for sturdy, dust-proof enclosure. This product is field-cuttable. NOTE: RGB Snap Connectors (L-10MM-RGB-WSC) do not fit in housing.	90" x 5/8" x 5/8" (2286 mm x 16 mm x 16 mm)
L-007-Lens-48	007 flat aluminum housing 48" – Frosted (FR) or Clear (CL) lens. Compatible with illumaLED 8 mm and 10 mm tape lighting for sturdy, dust-proof enclosure. This product is field-cuttable. NOTE: RGB Snap Connectors (L-10MM-RGB-WSC) do not fit in housing.	48" x 5/8" x 3/8" (1219 mm x 16 mm x 10 mm)
L-007-Lens-90	007 flat aluminum housing 90" – Frosted (FR) or Clear (CL) lens. Compatible with illumaLED 8 mm and 10 mm tape lighting for sturdy, dust-proof enclosure. This product is field-cuttable. NOTE: RGB Snap Connectors (L-10MM-RGB-WSC) do not fit in housing.	90" x 5/8" x 3/8" (2286 mm x 16 mm x 10 mm)
SG9-48-HS-Color	Linear aluminum housing 48" with frosted lens. Available in Black (B), Grey (G), or White (W). Compatible with illumaLED 8 mm and 10 mm tape lighting for sturdy, dust-proof enclosure. This product is field-cuttable. NOTE: RGB Snap Connectors (L-10MM-RGB-WSC) do not fit in housing.	48" x 1-1/4" x 1/2" (1219 mm x 31 mm x 13 mm)
L-0LC-FR-48-Finish	48" field-cuttable Lighted Closet Rod profile with frosted lens. Available in Black (BK), Bronze (BZ), Satin Nickel (SN), or White (WT).	48" x 1-1/4" x 1/2" (1219 mm x 32 mm x 13 mm)
L-0LC-FR-90-Finish	90" field-cuttable Lighted Closet Rod profile with frosted lens. Available in Black (BK), Bronze (BZ), Satin Nickel (SN), or White (WT).	90" x 1-1/4" x 1/2" (2286 mm x 32 mm x 13 mm)



NOTE: Some of these products are also found in the sempriaLED™, TandemLED™, and 24 volt Lighting sections

WIREWAY AND MOUNTING ACCESSORIES

Part Number	Description	Dimensions
LC9R-CBS-P-Finish	Support bracket for Lighted Closet Rod. Recommended to use every 48". Available in Black (BK), Bronze (BZ), Satin Nickel (SN), or White (WT).	11-7/8" x 10-7/8" x 3" (302 mm x 276 mm x 76 mm)
LC9R-FS-P-Finish	Flange set for Lighted Closet Rod. Available in Black (BK), Bronze (BZ), Satin Nickel (SN), or White (WT).	3-3/8" x 2-1/2" x 1-1/8" (86 mm x 64 mm x 29 mm)
SG9-WW-48-Color	48" field-cutttable WireWay for Linear Fixture – SG9 Series or with the Lighted Closet Rod to hide wires. Available in Black (BK), Grey (GRY), or White (WT).	48" x 1-1/4" x 1/2" (1219 mm x 32 mm x 13 mm)
SG9-WW-MJ12-Color	(2) 12" WireWay pieces with 45° miter joint for Linear Fixture – SG9 Series. Available in Black (BK), Grey (GRY), or White (WT).	48" x 1-1/4" x 1/2" (1219 mm x 32 mm x 13 mm)
SF9-WW-48	48" Mini Linear Fixture Profile (aluminum housing and lens). Use as WireWay for F Series or as a profile for tape lighting.	48" x 1/2" x 1/2" (1219 mm x 13 mm x 13 mm)
SA9-WW-48	48" Mini Angled Linear Fixture Profile (aluminum housing and lens). Use as WireWay for A Series or as a profile for tape lighting.	48" x 1/2" x 5/8" (1219 mm x 13 mm x 16 mm)
SS9-WW-48	48" Angled Linear Fixture Profile (aluminum housing and lens). Use as WireWay for S Series or as a profile for tape lighting.	48" x 3/4" x 11/16" (1219 mm x 19 mm x 17 mm)



MOUNTING CLIPS

Part Number	Description	Dimensions
L-MC-003	Mounting clip for L-003 aluminum housing – mounting screws included	9/16" wide (14 mm)
L-MC-007	Mounting clip for L-007 aluminum housing – mounting screws included	5/8" wide (16 mm)



3M™ ADHESIVE PROMOTER WIPE

Part Number	Description
L-APW-4298	3M™ adhesive promoter wipe – cleans the surface for a stronger tape lighting adhesive bond



3M™ 300LSE WATERPROOF ADHESIVE TAPE

Part Number	Description	Dimensions
L-DSA200	164 ft. roll of waterproof 3M™ 300LSE high-bond adhesive tape for secure installation.	5/16" wide (8 mm)



NOTE: Some of these products are also found in the sempriaLED™, TandemLED™, and 24 volt Lighting sections

(4 WIRE) STRANDED WIRE – use to run wire between receiver and RGB lighting

Part Number	Description	Dimensions
L-RGB-4C-WIRE	Connection wire for extending RGB connections between Tape Lighting, connectors, and controllers, 22 gauge double sleeve construction. Sold per foot. <i>Must order a minimum of 2 feet.</i>	5/32" – outside diameter (4 mm)



(2 WIRE) STRANDED WIRE – use to run wire between power supply and receiver only

Part Number	Description	Outside Diameter
T-CW20G-STR-25	25 ft. spool of 20/2 AWG 2 conductor, in-wall rated stranded wire.	1/8" (3 mm)
T-CW20G-STR-50	50 ft. spool of 20/2 AWG 2 conductor, in-wall rated stranded wire.	1/8" (3 mm)
T-CW20G-STR-100	100 ft. spool of 20/2 AWG 2 conductor, in-wall rated stranded wire.	1/8" (3 mm)
T-CW20G-STR-1	20/2 AWG 2 conductor, in-wall rated stranded wire. Specify the number of feet needed when ordering. Sold per foot. Must order a minimum of 2 ft.	1/8" (3 mm)



T-CW20G-STR-25



T-CW20G-STR-50



T-CW20G-STR-100

CONNECTORS – use with RGB Multi-Color Lighting

Part Number	Description	Dimensions
L-10MM-RGB-SC	10 mm RGB Tape Lighting splice connector for direct connection of tape-to-tape with no lead wire between.	3/4" x 9/16" x 5/32" (19 mm x 14 mm x 4 mm)
L-10MM-RGB-WSC	10 mm RGB Tape Lighting to 4-wire connector, for IP65 silicone-coated RGB LED. Accommodates up to 20 gauge wire	1" x 9/16" x 5/32" (25 mm x 14 mm x 4 mm)



L-10MM-RGB-SC



L-10MM-RGB-WSC


AMPLIFIER – use with illumaLED single color and RGB multi-color tape lighting

Part Number	Description	Dimensions
T-AMP-180W	Use when powering more than 32 ft. of illumaLED single color tape lighting or RGB multi-color tape lighting. Repeats signal, eliminating the need for additional receivers. NOTE: Not compatible with TandemLED™ products.	7" x 1-13/16" x 7/8" (178 mm x 46 mm x 22 mm)



T-AMP-180W





Our most popular tape lighting products and linear fixtures are now available in 24 volt lighting to achieve longer wire runs on projects. Perfect for residential and commercial use, our 24 volt tape lighting is highly energy efficient and provides the same trusted quality as our other tape lighting product lines.




Wide Range of Kelvin Temperatures Available

Available in our standard Kelvin temperatures - 2700K, 3000K, and 4000K. Soon also available in TandemLED™ Tunable White Lighting.

Use Indoor and Outdoor

Micro-waterproof IP65 rated coating to protect the tape lighting against dirt, cleaning, and damage.





COMING SOON

24V Tunable White LED Tape Light – TandemLED24V Series

High light output – 280 lumens per foot (918/M)
24 Volt Tunable White LED Tape lighting with a patented,
two-wire technology, and protective micro-waterproof
coating – IP65 rated

COMING SOON

Tape Lighting tuned to
Warm White (2700K)

Tape Lighting tuned to
Daylight White (5000K)

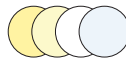
APPLICATIONS

- Under cabinet
- Cove
- Outdoor

FEATURES

- Tunable white light from Warm White to Daylight White and all shades of white in between
- Tunable white and dimmable with required Wired or Wireless Controller
- Easily choose Warm White, Cool White, etc. AFTER the cabinets and lighting are installed
- Patented two-wire technology
- Field cuttable approximately every 2 inches (55 mm / 2-3/16")
- 88 diodes per foot (1440 per 16 ft. roll)
- 16 ft. roll of tape lighting with protective IP65 rated micro-waterproof coating available
- 90 CRI (Color Rendering Index – true color)
- No Ultraviolet (UV) or Infrared (IR)
- 30,000 hour LED life at 70% lumen maintenance
- 3M™ 300LSE waterproof adhesive tape
- 24 volt DC plug-in or hardwired power supply required (order separately)
- Aluminum housings available (order separately)
- Achieves "no dot" effect when paired with aluminum housing and frosted lens
- UL Listed

TUNABLE WHITE KELVIN TEMPERATURES



Tunable white light – tune from Warm White (2700K) to Daylight White (5000K) and all shades of white in between

LED SPECIFICATIONS

LED Beam Angle – 120°

INSTALLATION COMPONENTS

See page 185

POWER SUPPLIES

NOTE: This product requires a 24V DC power supply

See page 180

CONNECTORS AND WIRE

Connectors – see page 184

Wire – see page 181

WIRED CONTROLLER

See page 90

WAV SMART CONTROL™ SYSTEM

See page 182

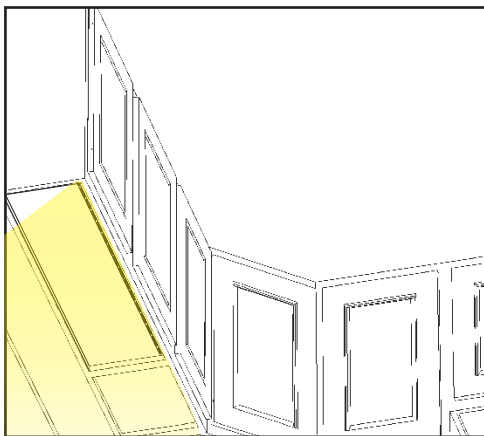
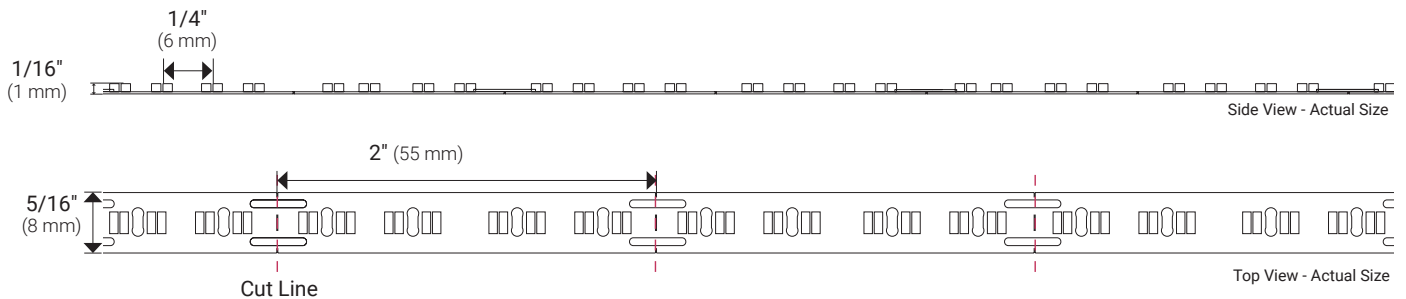

2.93 WATTS PER FOOT (9.6/METER)

Part Number	Description	Total Watts Per Roll	Lumens Per Foot
L-T24-16-MW	IP65 protective micro-waterproof coated 16 ft. roll (5M) tunable white tape light featuring two wire TandemLED technology	48 (48/5M)	280 (918/M)



Aluminum profiles for TandemLED24V Series tape light


See additional profiles on page 186



Mount at front of cabinet



Tape Light tuned to Warm White (2700K)



Tape Light tuned to Daylight White (5000K)



24V

WAV
Compatible



003 Angled Profile Linear Fixture

Part Number	Profile Type	Wall Cabinet Width	Fixture Dimensions	Watts per Fixture	Lumens Per Fixture
LT2P324V09-03W	Angled 003 profile.	9"	5-1/8" x 5/8" x 5/8" (130 mm x 16 mm x 16 mm)	3	96
LT2P324V12-03W	Angled 003 profile.	12"	7-5/16" x 5/8" x 5/8" (186 mm x 16 mm x 16 mm)	3	137
LT2P324V15-04W	Angled 003 profile.	15"	11-11/16" x 5/8" x 5/8" (297 mm x 16 mm x 16 mm)	4	218
LT2P324V18-05W	Angled 003 profile.	18"	13-7/8" x 5/8" x 5/8" (352 mm x 16 mm x 16 mm)	5	259
LT2P324V21-06W	Angled 003 profile.	21"	18-3/16" x 5/8" x 5/8" (462 mm x 16 mm x 16 mm)	6	340
LT2P324V24-06W	Angled 003 profile.	24"	20-3/8" x 5/8" x 5/8" (518 mm x 16 mm x 16 mm)	6	380
LT2P324V27-07W	Angled 003 profile.	27"	22-9/16" x 5/8" x 5/8" (573 mm x 16 mm x 16 mm)	7	421
LT2P324V30-08W	Angled 003 profile.	30"	26-15/16" x 5/8" x 5/8" (684 mm x 16 mm x 16 mm)	8	503
LT2P324V33-09W	Angled 003 profile.	33"	29-1/8" x 5/8" x 5/8" (740 mm x 16 mm x 16 mm)	9	544
LT2P324V36-09W	Angled 003 profile.	36"	31-5/16" x 5/8" x 5/8" (795 mm x 16 mm x 16 mm)	9	585
LT2P324V39-10W	Angled 003 profile.	39"	35-11/16" x 5/8" x 5/8" (906 mm x 16 mm x 16 mm)	10	666
LT2P324V42-11W	Angled 003 profile.	42"	37-7/8" x 5/8" x 5/8" (962 mm x 16 mm x 16 mm)	11	707
LT2P324V45-11W	Angled 003 profile.	45"	40-1/16" x 5/8" x 5/8" (1018 mm x 16 mm x 16 mm)	11	748
LT2P324V48-12W	Angled 003 profile.	48"	44-7/16" x 5/8" x 5/8" (1129 mm x 16 mm x 16 mm)	12	830

007 Flat Profile Linear Fixture

Part Number	Profile Type	Wall Cabinet Width	Fixture Dimensions	Watts per Fixture	Lumens Per Fixture
LT2P724V09-03W	Flat 007 profile.	9"	5-1/8" x 5/8" x 3/8" (130 mm x 15 mm x 10 mm)	3	96
LT2P724V12-03W	Flat 007 profile.	12"	7-5/16" x 5/8" x 3/8" (186 mm x 15 mm x 10 mm)	3	137
LT2P724V15-04W	Flat 007 profile.	15"	11-11/16" x 5/8" x 3/8" (297 mm x 15 mm x 10 mm)	4	218
LT2P724V18-05W	Flat 007 profile.	18"	13-7/8" x 5/8" x 3/8" (352 mm x 15 mm x 10 mm)	5	259
LT2P724V21-06W	Flat 007 profile.	21"	18-3/16" x 5/8" x 3/8" (462 mm x 15 mm x 10 mm)	6	340
LT2P724V24-06W	Flat 007 profile.	24"	20-3/8" x 5/8" x 3/8" (518 mm x 15 mm x 10 mm)	6	380
LT2P724V27-07W	Flat 007 profile.	27"	22-9/16" x 5/8" x 3/8" (573 mm x 15 mm x 10 mm)	7	421
LT2P724V30-08W	Flat 007 profile.	30"	26-15/16" x 5/8" x 3/8" (684 mm x 15 mm x 10 mm)	8	503
LT2P724V33-09W	Flat 007 profile.	33"	29-1/8" x 5/8" x 3/8" (740 mm x 15 mm x 10 mm)	9	544
LT2P724V36-09W	Flat 007 profile.	36"	31-5/16" x 5/8" x 3/8" (795 mm x 15 mm x 10 mm)	9	585
LT2P724V39-10W	Flat 007 profile.	39"	35-11/16" x 5/8" x 3/8" (906 mm x 15 mm x 10 mm)	10	666
LT2P724V42-11W	Flat 007 profile.	42"	37-7/8" x 5/8" x 3/8" (962 mm x 15 mm x 10 mm)	11	707
LT2P724V45-11W	Flat 007 profile.	45"	40-1/16" x 5/8" x 3/8" (1018 mm x 15 mm x 10 mm)	11	748
LT2P724V48-12W	Flat 007 profile.	48"	44-7/16" x 5/8" x 3/8" (1129 mm x 15 mm x 10 mm)	12	830

002XL Recessed Profile Linear Fixture

Part Number	Profile Type	Wall Cabinet Width	Fixture Dimensions	Watts per Fixture	Lumens Per Fixture
LT2PX24V09-03W	Recessed 002XL profile.	9"	5-1/8" x 7/8" x 1/2" (130 mm x 22 mm x 13 mm)	3	96
LT2PX24V12-03W	Recessed 002XL profile.	12"	7-5/16" x 7/8" x 1/2" (186 mm x 22 mm x 13 mm)	3	137
LT2PX24V15-04W	Recessed 002XL profile.	15"	11-11/16" x 7/8" x 1/2" (297 mm x 22 mm x 13 mm)	4	218
LT2PX24V18-05W	Recessed 002XL profile.	18"	13-7/8" x 7/8" x 1/2" (352 mm x 22 mm x 13 mm)	5	259
LT2PX24V21-06W	Recessed 002XL profile.	21"	18-3/16" x 7/8" x 1/2" (462 mm x 22 mm x 13 mm)	6	340
LT2PX24V24-06W	Recessed 002XL profile.	24"	20-3/8" x 7/8" x 1/2" (518 mm x 22 mm x 13 mm)	6	380
LT2PX24V27-07W	Recessed 002XL profile.	27"	22-9/16" x 7/8" x 1/2" (573 mm x 22 mm x 13 mm)	7	421
LT2PX24V30-08W	Recessed 002XL profile.	30"	26-15/16" x 7/8" x 1/2" (684 mm x 22 mm x 13 mm)	8	503
LT2PX24V33-09W	Recessed 002XL profile.	33"	29-1/8" x 7/8" x 1/2" (740 mm x 22 mm x 13 mm)	9	544
LT2PX24V36-09W	Recessed 002XL profile.	36"	31-5/16" x 7/8" x 1/2" (795 mm x 22 mm x 13 mm)	9	585
LT2PX24V39-10W	Recessed 002XL profile.	39"	35-11/16" x 7/8" x 1/2" (906 mm x 22 mm x 13 mm)	10	666
LT2PX24V42-11W	Recessed 002XL profile.	42"	37-7/8" x 7/8" x 1/2" (962 mm x 22 mm x 13 mm)	11	707
LT2PX24V45-11W	Recessed 002XL profile.	45"	40-1/16" x 7/8" x 1/2" (1018 mm x 22 mm x 13 mm)	11	748
LT2PX24V48-12W	Recessed 002XL profile.	48"	44-7/16" x 7/8" x 1/2" (1129 mm x 22 mm x 13 mm)	12	830

24V LED Tape Light – Vivid24V Series

High light output – 225 lumens per foot (738/M)

24 Volt 8 mm LED Tape lighting with protective micro-waterproof coating – IP65 rated; UL Listed

APPLICATIONS

- Under cabinet
- Cove
- Outdoor

FEATURES

- Field cuttable approximately every 2 inches (50 mm / 1-15/16")
- 36 diodes per foot (600 per 16 ft. roll)
- 16 ft. roll of tape lighting with protective IP65 rated micro-waterproof coating available
- 90 CRI (Color Rendering Index - true color)
- Dimmable (with compatible dimmer)
- No Ultraviolet (UV) or Infrared (IR)
- 30,000 hour LED life at 70% lumen maintenance
- 3M™ 300LSE waterproof adhesive tape
- 24 volt DC plug-in or hardwired power supply required (order separately)
- Aluminum housings available (order separately)
- Achieves "no dot" effect when paired with aluminum housing and frosted lens
- UL Listed

KELVIN TEMPERATURE OPTIONS

- 2700K (27) – Warm White 4000K (40) – Cool White
 3000K (30) – Soft White

LED SPECIFICATIONS

LED Beam Angle – 120°

INSTALLATION COMPONENTS

See page 185

ALUMINUM HOUSINGS, END CAPS, MOUNTING CLIPS

See page 186

POWER SUPPLIES

NOTE: This product requires a 24V DC power supply

See page 180

CONNECTORS AND WIRE

Connectors – see page 184

Wire – see page 181

COMPATIBLE DIMMING SYSTEMS

See page 182

SENSORS AND SWITCHES

See page 181

2.75 WATTS PER FOOT (9/METER)

Part Number	Description	Total Watts Per Roll	Lumens Per Foot
L-VMW24-16- Temp	Protective IP65 micro-waterproof coated 16 ft. roll (5M)	45 (45/5M)	225 (738/M)

Blue indicates dealer choice. Temp indicates Kelvin Temperature.

L-VMW24-16-**30** (Example part number for Vivid24 Series tape light, 16 ft., Soft White 3000K Kelvin temperature)



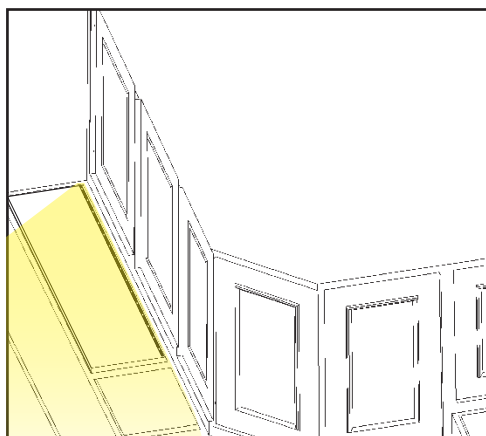
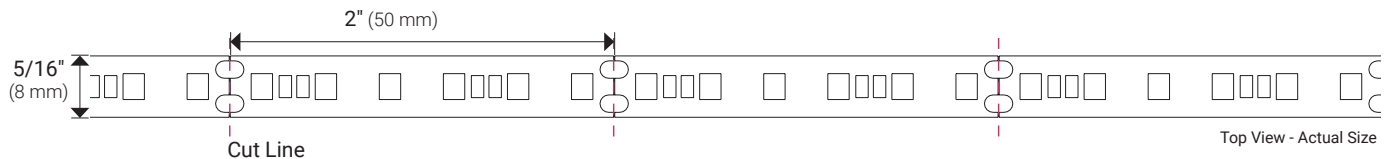
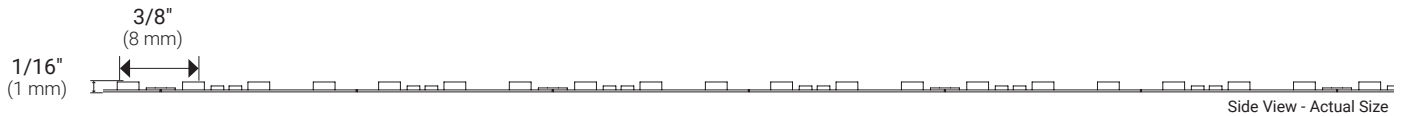
IP65 Rated Protective Micro-Waterproof Coating on the Tape Lighting



Protects against water, dust, cleaning, and damage Actual Size

Aluminum profiles for Vivid Series tape light

See additional profiles on page 186



Mount at front of cabinet



24V LED Linear Fixture – Vivid24V Series

High light output – 188 lumens per foot

24 Volt 8 mm LED Tape Lighting pre-assembled in an aluminum housing with a frosted lens; UL Listed

APPLICATIONS

- Under cabinet
- Interior cabinet
- Outdoor

FEATURES

- Tape lighting pre-assembled in aluminum housing with frosted lens
- 36 diodes per foot for "no dot" effect with included frosted lens
- 90 CRI (Color Rendering Index – true color)
- No Ultraviolet (UV) or Infrared (IR)
- 30,000 hour LED life at 70% lumen maintenance
- 24 volt DC plug-in or hardwired power supply required (order separately)
- UL Listed

KELVIN TEMPERATURE OPTIONS

- 3000K (3) – Soft White
- 4000K (4) – Cool White

LED SPECIFICATIONS

LED Beam Angle – 120°

INSTALLATION COMPONENTS

See page 185

POWER SUPPLIES

NOTE: This product requires a 24V DC power supply

See page 180

CONNECTORS AND WIRE

Connectors – see page 184

Wire – see page 181

COMPATIBLE DIMMING SYSTEMS

See page 182

SENSORS AND SWITCHES

See page 181

PROFILE OPTIONS



003 Angled Profile

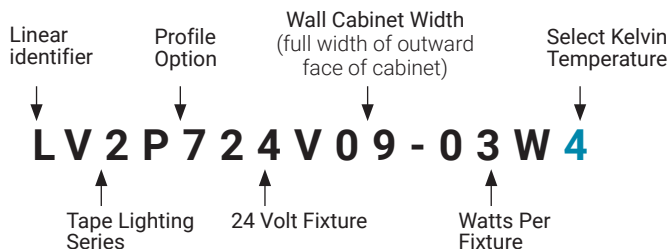


007 Flat Profile



002XL Recessed Profile

PART NUMBER BREAKDOWN



24V



Blue indicates dealer choice. Temp indicates Kelvin Temperature. LV2P324V09-03W3 (Example part number for Soft White 3000K Kelvin temperature)

003 Angled Profile Linear Fixture

Part Number	Profile Type	Wall Cabinet Width	Fixture Dimensions	Watts per Fixture	Lumens Per Fixture
LV2P324V09-03WTemp	Angled 003 profile.	9"	6-5/8" x 5/8" x 5/8" (168 mm x 16 mm x 16 mm)	3	99
LV2P324V12-03WTemp	Angled 003 profile.	12"	8-5/8" x 5/8" x 5/8" (219 mm x 16 mm x 16 mm)	3	129
LV2P324V15-04WTemp	Angled 003 profile.	15"	12-9/16" x 5/8" x 5/8" (319 mm x 16 mm x 16 mm)	4	188
LV2P324V18-05WTemp	Angled 003 profile.	18"	14-1/2" x 5/8" x 5/8" (368 mm x 16 mm x 16 mm)	5	218
LV2P324V21-05WTemp	Angled 003 profile.	21"	18-7/16" x 5/8" x 5/8" (468 mm x 16 mm x 16 mm)	5	277
LV2P324V24-06WTemp	Angled 003 profile.	24"	20-7/16" x 5/8" x 5/8" (519 mm x 16 mm x 16 mm)	6	307
LV2P324V27-07WTemp	Angled 003 profile.	27"	24-3/8" x 5/8" x 5/8" (619 mm x 16 mm x 16 mm)	7	366
LV2P324V30-07WTemp	Angled 003 profile.	30"	26-5/16" x 5/8" x 5/8" (668 mm x 16 mm x 16 mm)	7	395
LV2P324V33-08WTemp	Angled 003 profile.	33"	30-1/4" x 5/8" x 5/8" (768 mm x 16 mm x 16 mm)	8	454
LV2P324V36-09WTemp	Angled 003 profile.	36"	32-1/4" x 5/8" x 5/8" (819 mm x 16 mm x 16 mm)	9	484
LV2P324V39-10WTemp	Angled 003 profile.	39"	36-3/16" x 5/8" x 5/8" (919 mm x 16 mm x 16 mm)	10	543
LV2P324V42-11WTemp	Angled 003 profile.	42"	38-1/8" x 5/8" x 5/8" (968 mm x 16 mm x 16 mm)	11	572
LV2P324V45-11WTemp	Angled 003 profile.	45"	42-1/16" x 5/8" x 5/8" (1068 mm x 16 mm x 16 mm)	11	631
LV2P324V48-12WTemp	Angled 003 profile.	48"	44-1/16" x 5/8" x 5/8" (1119 mm x 16 mm x 16 mm)	12	661

007 Flat Profile Linear Fixture

Part Number	Profile Type	Wall Cabinet Width	Fixture Dimensions	Watts per Fixture	Lumens Per Fixture
LV2P724V09-03WTemp	Flat 007 profile.	9"	6-5/8" x 5/8" x 3/8" (168 mm x 15 mm x 10 mm)	3	99
LV2P724V12-03WTemp	Flat 007 profile.	12"	8-5/8" x 5/8" x 3/8" (219 mm x 15 mm x 10 mm)	3	129
LV2P724V15-04WTemp	Flat 007 profile.	15"	12-9/16" x 5/8" x 3/8" (319 mm x 15 mm x 10 mm)	4	188
LV2P724V18-05WTemp	Flat 007 profile.	18"	14-1/2" x 5/8" x 3/8" (368 mm x 15 mm x 10 mm)	5	218
LV2P724V21-05WTemp	Flat 007 profile.	21"	18-7/16" x 5/8" x 3/8" (468 mm x 15 mm x 10 mm)	5	277
LV2P724V24-06WTemp	Flat 007 profile.	24"	20-7/16" x 5/8" x 3/8" (519 mm x 15 mm x 10 mm)	6	307
LV2P724V27-07WTemp	Flat 007 profile.	27"	24-3/8" x 5/8" x 3/8" (619 mm x 15 mm x 10 mm)	7	366
LV2P724V30-07WTemp	Flat 007 profile.	30"	26-5/16" x 5/8" x 3/8" (668 mm x 15 mm x 10 mm)	7	395
LV2P724V33-08WTemp	Flat 007 profile.	33"	30-1/4" x 5/8" x 3/8" (768 mm x 15 mm x 10 mm)	8	454
LV2P724V36-09WTemp	Flat 007 profile.	36"	32-1/4" x 5/8" x 3/8" (819 mm x 15 mm x 10 mm)	9	484
LV2P724V39-10WTemp	Flat 007 profile.	39"	36-3/16" x 5/8" x 3/8" (919 mm x 15 mm x 10 mm)	10	543
LV2P724V42-11WTemp	Flat 007 profile.	42"	38-1/8" x 5/8" x 3/8" (968 mm x 15 mm x 10 mm)	11	572
LV2P724V45-11WTemp	Flat 007 profile.	45"	42-1/16" x 5/8" x 3/8" (1068 mm x 15 mm x 10 mm)	11	631
LV2P724V48-12WTemp	Flat 007 profile.	48"	44-1/16" x 5/8" x 3/8" (1119 mm x 15 mm x 10 mm)	12	661

002XL Recessed Profile Linear Fixture

Part Number	Profile Type	Wall Cabinet Width	Fixture Dimensions	Watts per Fixture	Lumens Per Fixture
LV2PX24V09-03WTemp	Recessed 002XL profile.	9"	6-5/8" x 7/8" x 1/2" (168 mm x 22 mm x 13 mm)	3	99
LV2PX24V12-03WTemp	Recessed 002XL profile.	12"	8-5/8" x 7/8" x 1/2" (219 mm x 22 mm x 13 mm)	3	129
LV2PX24V15-04WTemp	Recessed 002XL profile.	15"	12-9/16" x 7/8" x 1/2" (319 mm x 22 mm x 13 mm)	4	188
LV2PX24V18-05WTemp	Recessed 002XL profile.	18"	14-1/2" x 7/8" x 1/2" (368 mm x 22 mm x 13 mm)	5	218
LV2PX24V21-05WTemp	Recessed 002XL profile.	21"	18-7/16" x 7/8" x 1/2" (468 mm x 22 mm x 13 mm)	5	277
LV2PX24V24-06WTemp	Recessed 002XL profile.	24"	20-7/16" x 7/8" x 1/2" (519 mm x 22 mm x 13 mm)	6	307
LV2PX24V27-07WTemp	Recessed 002XL profile.	27"	24-3/8" x 7/8" x 1/2" (619 mm x 22 mm x 13 mm)	7	366
LV2PX24V30-07WTemp	Recessed 002XL profile.	30"	26-5/16" x 7/8" x 1/2" (668 mm x 22 mm x 13 mm)	7	395
LV2PX24V33-08WTemp	Recessed 002XL profile.	33"	30-1/4" x 7/8" x 1/2" (768 mm x 22 mm x 13 mm)	8	454
LV2PX24V36-09WTemp	Recessed 002XL profile.	36"	32-1/4" x 7/8" x 1/2" (819 mm x 22 mm x 13 mm)	9	484
LV2PX24V39-10WTemp	Recessed 002XL profile.	39"	36-3/16" x 7/8" x 1/2" (919 mm x 22 mm x 13 mm)	10	543
LV2PX24V42-11WTemp	Recessed 002XL profile.	42"	38-1/8" x 7/8" x 1/2" (968 mm x 22 mm x 13 mm)	11	572
LV2PX24V45-11WTemp	Recessed 002XL profile.	45"	42-1/16" x 7/8" x 1/2" (1068 mm x 22 mm x 13 mm)	11	631
LV2PX24V48-12WTemp	Recessed 002XL profile.	48"	44-1/16" x 7/8" x 1/2" (1119 mm x 22 mm x 13 mm)	12	661

24V LED Tape Light – Radiance24V Series

Medium light output – 120 lumens per foot (395/M)

24 Volt 8 mm LED Tape lighting with protective micro-waterproof coating – IP65 rated; UL Listed

APPLICATIONS

- Under cabinet
- Cove
- Outdoor

FEATURES

- Field cuttable approximately every 4 inches (100 mm / 3-15/16")
- 18 diodes per foot (300 per 16 ft. roll)
- 16 ft. roll of tape lighting with protective IP65 rated micro-waterproof coating available
- 90 CRI (Color Rendering Index - true color)
- Dimmable (with compatible dimmer)
- No Ultraviolet (UV) or Infrared (IR)
- 30,000 hour LED life at 70% lumen maintenance
- 3M™ 300LSE waterproof adhesive tape
- 24 volt DC plug-in or hardwired power supply required (order separately)
- Aluminum housings available (order separately)
- UL Listed

KELVIN TEMPERATURE OPTIONS

- 2700K (27) – Warm White
- 4000K (40) – Cool White
- 3000K (30) – Soft White

LED SPECIFICATIONS

LED Beam Angle – 120°

INSTALLATION COMPONENTS

See page 185

ALUMINUM HOUSINGS, END CAPS, MOUNTING CLIPS

See page 186

POWER SUPPLIES

NOTE: This product requires a 24V DC power supply

See page 180

CONNECTORS AND WIRE

Connectors – see page 184

Wire – see page 181

COMPATIBLE DIMMING SYSTEMS

See page 182

SENSORS AND SWITCHES

See page 181

1.5 WATTS PER FOOT (4.9/METER)


Part Number	Description	Total Watts Per Roll	Lumens Per Foot
L-RMW24-16-Temp	Protective IP65 rated micro-waterproof coated 16 ft. roll (5M)	24 (24/5M)	120 (395/M)

Blue indicates dealer choice. Temp indicates Kelvin Temperature.

L-RMW24-16-30 (Example part number for Radiance24 Series tape light, 16 ft., Soft White 3000K Kelvin temperature)



IP65 Rated Protective Micro-Waterproof Coating on the Tape Lighting



Protects against water, dust, cleaning, and damage

Actual Size

Aluminum profiles for Radiance Series tape light
See additional profiles on page 186



L-002



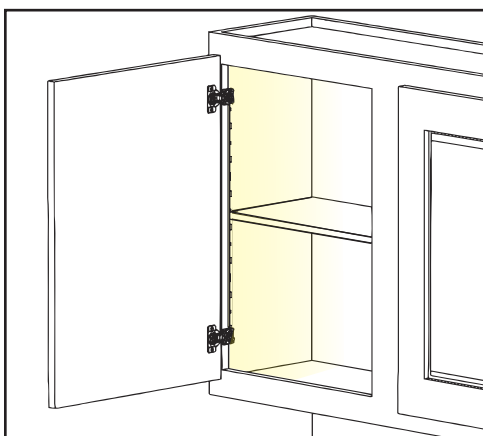
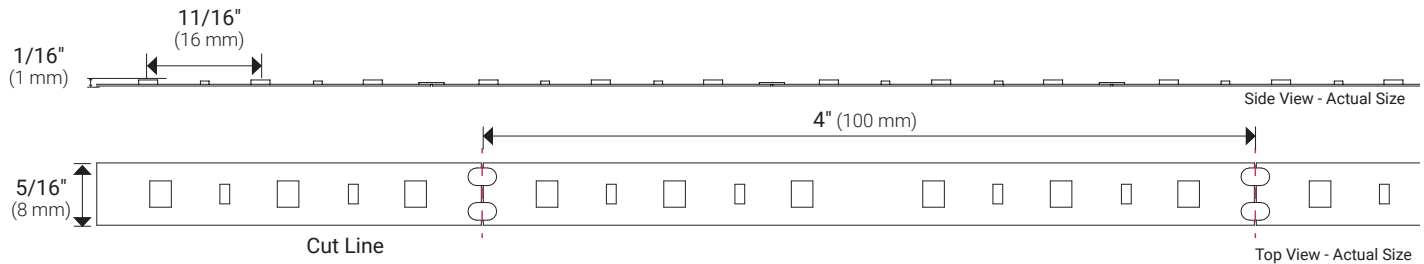
L-002XL



L-003



L-007



Mount vertically between hinges



24V WAV
Compatible



24V LED Linear Fixture – Radiance24V Series

Medium light output – 101 lumens per foot

24 Volt 8 mm LED Tape Lighting pre-assembled in an aluminum housing with a frosted lens; UL Listed

APPLICATIONS

- Under cabinet
- Interior cabinet
- Outdoor

FEATURES

- Tape lighting pre-assembled in aluminum housing with frosted lens
- 18 diodes per foot
- 90 CRI (Color Rendering Index – true color)
- No Ultraviolet (UV) or Infrared (IR)
- 30,000 hour LED life at 70% lumen maintenance
- 003 and 007 profile come with mounting hardware
- 24 volt DC plug-in or hardwired power supply required (order separately)
- UL Listed

KELVIN TEMPERATURE OPTIONS

- 3000K (3) – Soft White
- 4000K (4) – Cool White

LED SPECIFICATIONS

LED Beam Angle – 120°

INSTALLATION COMPONENTS

See page 185

POWER SUPPLIES

NOTE: This product requires a 24V DC power supply

See page 180

CONNECTORS AND WIRE

Connectors – see page 184

Wire – see page 181

COMPATIBLE DIMMING SYSTEMS

See page 182

SENSORS AND SWITCHES

See page 181

PROFILE OPTIONS



003 Angled Profile

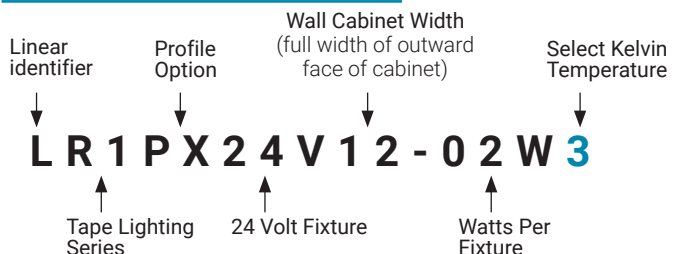


007 Flat Profile



002XL Recessed Profile

PART NUMBER BREAKDOWN



Blue indicates dealer choice. Temp indicates Kelvin Temperature. LR1P324V09-02W3 (Example part number for Soft White 3000K Kelvin temperature)

003 Angled Profile Linear Fixture

Part Number	Profile Type	Wall Cabinet Width	Fixture Dimensions	Watts per Fixture	Lumens Per Fixture
LR1P324V09-02WTemp	Angled 003 profile.	9"	4-11/16" x 5/8" x 5/8" (119 mm x 16 mm x 16 mm)	3	99
LR1P324V12-02WTemp	Angled 003 profile.	12"	8-5/8" x 5/8" x 5/8" (219 mm x 16 mm x 16 mm)	3	129
LR1P324V15-02WTemp	Angled 003 profile.	15"	12-9/16" x 5/8" x 5/8" (319 mm x 16 mm x 16 mm)	4	188
LR1P324V18-03WTemp	Angled 003 profile.	18"	12-9/16" x 5/8" x 5/8" (319 mm x 16 mm x 16 mm)	5	218
LR1P324V21-03WTemp	Angled 003 profile.	21"	16-1/2" x 5/8" x 5/8" (419 mm x 16 mm x 16 mm)	5	277
LR1P324V24-03WTemp	Angled 003 profile.	24"	20-7/16" x 5/8" x 5/8" (519 mm x 16 mm x 16 mm)	6	307
LR1P324V27-04WTemp	Angled 003 profile.	27"	24-3/8" x 5/8" x 5/8" (619 mm x 16 mm x 16 mm)	7	366
LR1P324V30-04WTemp	Angled 003 profile.	30"	24-3/8" x 5/8" x 5/8" (619 mm x 16 mm x 16 mm)	7	395
LR1P324V33-05WTemp	Angled 003 profile.	33"	28-5/16" x 5/8" x 5/8" (719 mm x 16 mm x 16 mm)	8	454
LR1P324V36-05WTemp	Angled 003 profile.	36"	32-1/4" x 5/8" x 5/8" (819 mm x 16 mm x 16 mm)	9	484
LR1P324V39-05WTemp	Angled 003 profile.	39"	36-3/16" x 5/8" x 5/8" (919 mm x 16 mm x 16 mm)	10	543
LR1P324V42-06WTemp	Angled 003 profile.	42"	36-3/16" x 5/8" x 5/8" (919 mm x 16 mm x 16 mm)	11	572
LR1P324V45-06WTemp	Angled 003 profile.	45"	40-1/8" x 5/8" x 5/8" (1019 mm x 16 mm x 16 mm)	11	631
LR1P324V48-06WTemp	Angled 003 profile.	48"	44-1/16" x 5/8" x 5/8" (1119 mm x 16 mm x 16 mm)	12	661

007 Flat Profile Linear Fixture

Part Number	Profile Type	Wall Cabinet Width	Fixture Dimensions	Watts per Fixture	Lumens Per Fixture
LR1P724V09-02WTemp	Flat 007 profile.	9"	4-11/16" x 5/8" x 3/8" (119 mm x 15 mm x 10 mm)	3	99
LR1P724V12-02WTemp	Flat 007 profile.	12"	8-5/8" x 5/8" x 3/8" (219 mm x 15 mm x 10 mm)	3	129
LR1P724V15-02WTemp	Flat 007 profile.	15"	12-9/16" x 5/8" x 3/8" (319 mm x 15 mm x 10 mm)	4	188
LR1P724V18-03WTemp	Flat 007 profile.	18"	12-9/16" x 5/8" x 3/8" (319 mm x 15 mm x 10 mm)	5	218
LR1P724V21-03WTemp	Flat 007 profile.	21"	16-1/2" x 5/8" x 3/8" (419 mm x 15 mm x 10 mm)	5	277
LR1P724V24-03WTemp	Flat 007 profile.	24"	20-7/16" x 5/8" x 3/8" (519 mm x 15 mm x 10 mm)	6	307
LR1P724V27-04WTemp	Flat 007 profile.	27"	24-3/8" x 5/8" x 3/8" (619 mm x 15 mm x 10 mm)	7	366
LR1P724V30-04WTemp	Flat 007 profile.	30"	24-3/8" x 5/8" x 3/8" (619 mm x 15 mm x 10 mm)	7	395
LR1P724V33-05WTemp	Flat 007 profile.	33"	28-5/16" x 5/8" x 3/8" (719 mm x 15 mm x 10 mm)	8	454
LR1P724V36-05WTemp	Flat 007 profile.	36"	32-1/4" x 5/8" x 3/8" (819 mm x 15 mm x 10 mm)	9	484
LR1P724V39-05WTemp	Flat 007 profile.	39"	36-3/16" x 5/8" x 3/8" (919 mm x 15 mm x 10 mm)	10	543
LR1P724V42-06WTemp	Flat 007 profile.	42"	36-3/16" x 5/8" x 3/8" (919 mm x 15 mm x 10 mm)	11	572
LR1P724V45-06WTemp	Flat 007 profile.	45"	40-1/8" x 5/8" x 3/8" (1019 mm x 15 mm x 10 mm)	11	631
LR1P724V48-06WTemp	Flat 007 profile.	48"	44-1/16" x 5/8" x 3/8" (1119 mm x 15 mm x 10 mm)	12	661

002XL Recessed Profile Linear Fixture

Part Number	Profile Type	Wall Cabinet Width	Fixture Dimensions	Watts per Fixture	Lumens Per Fixture
LR1PX24V09-02WTemp	Recessed 002XL profile.	9"	4-11/16" x 7/8" x 1/2" (119 mm x 22 mm x 13 mm)	3	99
LR1PX24V12-02WTemp	Recessed 002XL profile.	12"	8-5/8" x 7/8" x 1/2" (219 mm x 22 mm x 13 mm)	3	129
LR1PX24V15-02WTemp	Recessed 002XL profile.	15"	12-9/16" x 7/8" x 1/2" (319 mm x 22 mm x 13 mm)	4	188
LR1PX24V18-03WTemp	Recessed 002XL profile.	18"	12-9/16" x 7/8" x 1/2" (319 mm x 22 mm x 13 mm)	5	218
LR1PX24V21-03WTemp	Recessed 002XL profile.	21"	16-1/2" x 7/8" x 1/2" (419 mm x 22 mm x 13 mm)	5	277
LR1PX24V24-03WTemp	Recessed 002XL profile.	24"	20-7/16" x 7/8" x 1/2" (519 mm x 22 mm x 13 mm)	6	307
LR1PX24V27-04WTemp	Recessed 002XL profile.	27"	24-3/8" x 7/8" x 1/2" (619 mm x 22 mm x 13 mm)	7	366
LR1PX24V30-04WTemp	Recessed 002XL profile.	30"	24-3/8" x 7/8" x 1/2" (619 mm x 22 mm x 13 mm)	7	395
LR1PX24V33-05WTemp	Recessed 002XL profile.	33"	28-5/16" x 7/8" x 1/2" (719 mm x 22 mm x 13 mm)	8	454
LR1PX24V36-05WTemp	Recessed 002XL profile.	36"	32-1/4" x 7/8" x 1/2" (819 mm x 22 mm x 13 mm)	9	484
LR1PX24V39-05WTemp	Recessed 002XL profile.	39"	36-3/16" x 7/8" x 1/2" (919 mm x 22 mm x 13 mm)	10	543
LR1PX24V42-06WTemp	Recessed 002XL profile.	42"	36-3/16" x 7/8" x 1/2" (919 mm x 22 mm x 13 mm)	11	572
LR1PX24V45-06WTemp	Recessed 002XL profile.	45"	40-1/8" x 7/8" x 1/2" (1019 mm x 22 mm x 13 mm)	11	631
LR1PX24V48-06WTemp	Recessed 002XL profile.	48"	44-1/16" x 7/8" x 1/2" (1119 mm x 22 mm x 13 mm)	12	661

24V LED Sheet Light – Flex Sheet Series

Higher light output – 1240 lumens per sheet
24 Volt LED flexible sheet light; UL Recognized

APPLICATIONS

- Backlight for sign application
- Illuminate opaque countertops
- Architectural lighting
- Wherever flexible lighting is needed

FEATURES

- 384 diodes per sheet
- Higher light output at 1240 lumens per sheet
- Each sheet is 24" x 9"
- This product can be cut every 1-1/2" on the 24" side and at 4-1/2" on the 9" side
- 90 CRI (Color Rendering Index - true color)
- Heat dissipation leaves the sheet cool through extended use
- Dimmable (with compatible dimmer)
- No Ultraviolet (UV) or Infrared (IR)
- 30,000 hour LED life at 70% lumen maintenance
- 24 volt DC plug-in or hardwired power supply required (order separately)
- Quickly mount using spray adhesive, double sided tape, or screws.
- UL Recognized

KELVIN TEMPERATURE OPTIONS

- 3400K (34) 6000K (60)
 4000K (40)

LED SPECIFICATIONS

LED Beam Angle – 120°

INSTALLATION COMPONENTS

See page 185

POWER SUPPLIES

NOTE: This product requires a 24V DC power supply

See page 180

CONNECTORS AND WIRE

Connectors – see page 184

Wire – see page 181

COMPATIBLE DIMMING SYSTEMS

See page 182

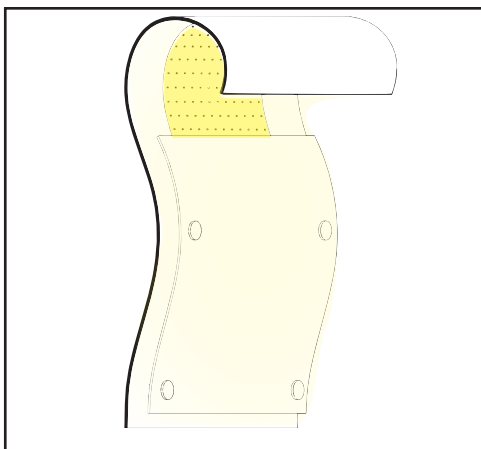
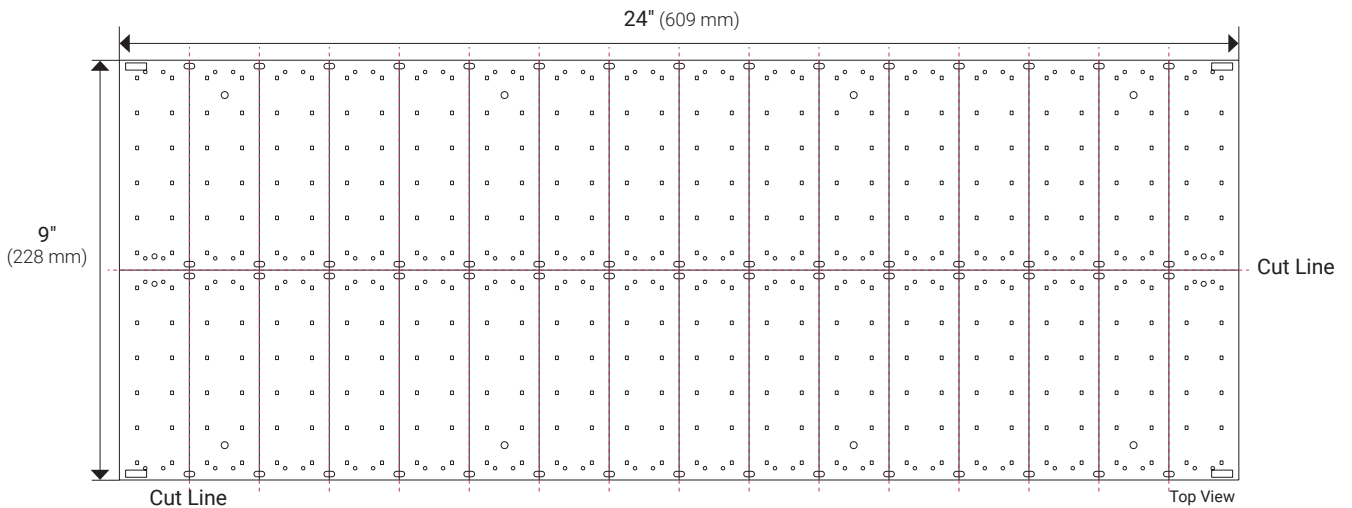
SENSORS AND SWITCHES

See page 181

15 WATTS PER SHEET

Part Number	Dimensions	Total Watts (approx. per sheet)	Lumens
L-FSL-15W-Temp	24" x 9" (609 mm x 228 mm)	15	1240

*Blue indicates dealer choice. Temp indicates Kelvin Temperature.
L-FSL-15W-40 (Example part number for Flex Sheet in 4000K Kelvin temperature)*



Wraps along curves for signage



TASK
power

ANGLE POWER STRIP

24V LED Sign Light

Higher light output – 1500 lumens per fixture
24 Volt LED Sign light for commercial use; UL Recognized

APPLICATIONS

- Side backlight for advertisement box
- Side backlight for sign
- Use for lighting walls and fabric

FEATURES

- 7 oversized high output diodes per board
- Higher light output at 1500 lumens per fixture
- Fully assembled fixture with frosted, light diffusing lens
- No Ultraviolet (UV) or Infrared (IR)
- 30,000 hour LED life at 70% lumen maintenance
- 24 volt DC hardwired power supply required (order separately)
- Connectors on each end for quick connection between each unit
- UL Recognized

KELVIN TEMPERATURE OPTIONS

- 3400K (34)
- 4000K (40)
- 5500K (55)
- 6500K (65)

LED SPECIFICATIONS

LED Beam Angle – 10*45°

INSTALLATION COMPONENTS

See page 185

POWER SUPPLIES

NOTE: This product requires a 24V DC power supply

See page 180

CONNECTORS AND WIRE

Connectors – see page 184

Wire – see page 181

COMPATIBLE DIMMING SYSTEMS

See page 182

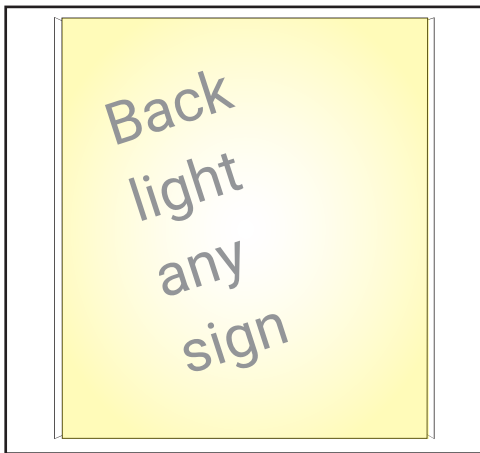
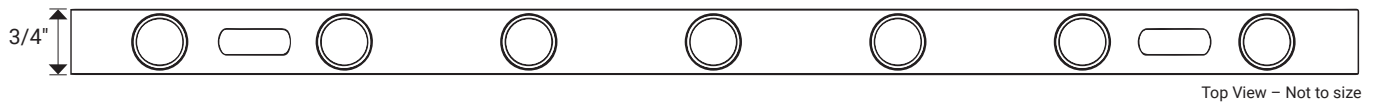
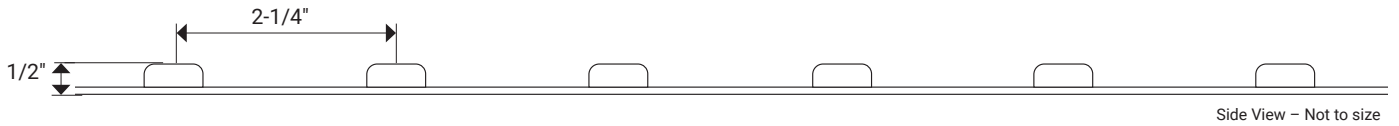
SENSORS AND SWITCHES

See page 181

15 WATTS PER FIXTURE

Part Number	Dimensions	Dimensions	Total Watts	Lumens Per Fixture
L-LB45-15W-Temp	Bright LED light for installing behind frames to backlight signs, advertisement boxes, fabric, or walls.	15" x 3/4" x 1/2" (381 mm x 19 mm x 13 mm)	15	1500

*Blue indicates dealer choice. Temp indicates Kelvin Temperature.
L-LB45-15W-40 (Example part number for Sign Bar in 4000K Kelvin temperature)*



Mount behind frame to light fabric signs

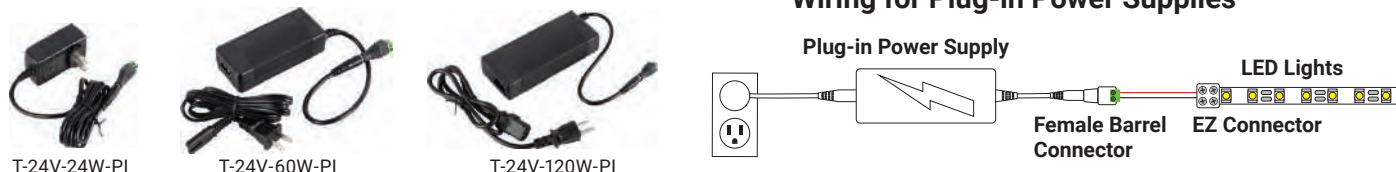


PLUG-IN POWER SUPPLIES

Part Number	Description	Dimensions
T-24V-24W-PI	24 watt AC/DC 2 prong plug-in, class 2 rated 24 volt DC 1 AMP. Compatible with 24V lighting products, the wireless dimming system, sensors and switches.	3-1/8" x 1-3/4" x 1-3/16" (79 mm x 44 mm x 31 mm)
T-24V-60W-PI	60 watt AC/DC 2 prong plug-in, class 2 rated 24 volt DC 2.5 AMP. Compatible with 24V lighting products, the wireless dimming system, sensors and switches.	4-3/8" x 1-15/16" x 1-3/16" (111 mm x 49 mm x 30 mm)
T-24V-120W-PI	120 watt AC/DC 2 prong plug-in, 24 volt DC 5 AMP. Compatible with 24V lighting products, the wireless dimming system, sensors and switches.	6-5/16" x 2-11/16" x 1-1/4" (161 mm x 68 mm x 33 mm)

NOTE: Task Lighting 24 volt power supplies 96 watts and under are Class 2 Compliant for residential use

Wiring for Plug-in Power Supplies



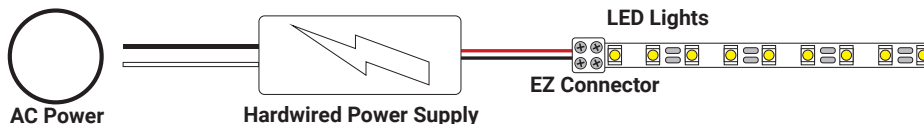
HARDWIRED POWER SUPPLIES

Part Number	Description	Dimensions
T-24V-DT30W-HW	30 watt, 24 volt class 2 rated hardwired power supply. Compatible with 24 volt LED Lighting and listed switches.	13-13/16" x 3" x 1-1/2" (350 mm x 77 mm x 37 mm)
T-24V-DT60W-HW	60 watt, 24 volt class 2 rated hardwired power supply. Compatible with 24 volt LED Lighting and listed switches.	13-13/16" x 3" x 1-1/2" (350 mm x 77 mm x 37 mm)
T-24V-DT120W-HW	120 watt, 24 volt hardwired power supply. Compatible with 24 volt LED Lighting and listed switches.	15" x 3" x 2-1/4" (380 mm x 77 mm x 57 mm)

NOTE: Task Lighting 24 volt power supplies 96 watts and under are Class 2 Compliant for residential use



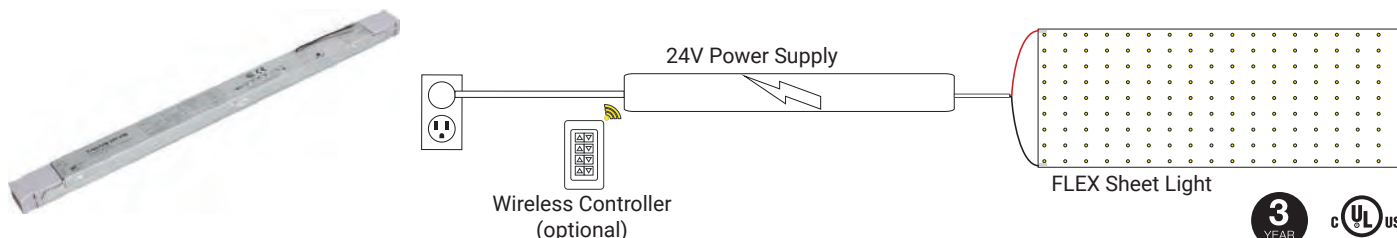
Wiring for Hardwired Power Supplies



POWER SUPPLY WITH BUILT-IN WIRELESS RECEIVER

Part Number	Description	Dimensions
T-DQ75W-24V-HW	75 watt 24 volt class 2 rated DC RF CV Hardwired Power Supply with built-in Wireless Receiver. Purchase wireless controller separately. Use for LED FLEX Sheet Light or illumLED Sign Light. Can be hardwired or installed with a power cord plugged into an outlet.	19-1/8" x 1-3/16" x 13/16" (486 mm x 31 mm x 21 mm)

NOTE: Task Lighting 24 volt power supplies 96 watts and under are Class 2 Compliant for residential use



NOTE: Some of these products are also found in the sempriaLED™, TandemLED™, illumaled™ Lighting sections

STRANDED WIRE – use with illumaled products

Part Number	Description	Outside Diameter
T-CW20G-STR-25	25 ft. spool of 20/2 AWG 2 conductor, in-wall rated stranded wire.	1/8" (3 mm)
T-CW20G-STR-50	50 ft. spool of 20/2 AWG 2 conductor, in-wall rated stranded wire.	1/8" (3 mm)
T-CW20G-STR-100	100 ft. spool of 20/2 AWG 2 conductor, in-wall rated stranded wire.	1/8" (3 mm)
T-CW20G-STR-1	20/2 AWG 2 conductor, in-wall rated stranded wire. Specify the number of feet needed when ordering. Sold per foot. Must order a minimum of 2 ft.	1/8" (3 mm)



T-CW20G-STR-25



T-CW20G-STR-50



T-CW20G-STR-100

SENSORS AND SWITCHES – use with Plug-in or Waterproof Power Supplies

Part Number	Description	Dimensions
T-DSS-30W-IR	Infrared (IR) Door Sensor Switch. The surface mount IR door sensor switch, with a 1-1/2" detection area, allows lights to remain on until the door or drawer is closed.	3/8" x 1" x 1-1/4" (10 mm x 25 mm x 32 mm)
T-2HDSS-30W-IR	Infrared (IR) Door Sensor Switch With Two Heads for use in two-door cabinet. The surface mount IR door sensor switch, with a 1-1/2" detection area, allows lights to remain on until the door is closed.	3/8" x 1" x 1-1/4" (10 mm x 25 mm x 32 mm)
T-MSS-60W	Motion Sensor Switch. Mount sensor switch as close as possible to where movement will occur – facing out. The motion sensor activates the lighting and shuts it off 30 seconds after no motion is detected from any direction within 10 ft.	1/2" x 2-1/4" (13 mm x 57 mm)
T-PSS-60W-IR	Infrared (IR) Sensor Proximity Switch. Place as close to the light source as possible while ensuring it is not exposed to light when the sensor is intended to be inactive.	2-1/4" x 3/8" (57 mm x 10 mm)
T-TDS-60W	LED Touch Dimmer. Touch to switch lights on / off and hold to dim.	3/8" x 2" x 2" (10 mm x 51 mm x 51 mm)
T-WSS-60W-IR	Infrared (IR) Wave Sensor Switch. Install near the lighting and activate by waving hand in front of IR sensor to turn on / off.	2-1/4" x 3/8" (57.15mm x 9.5 mm)



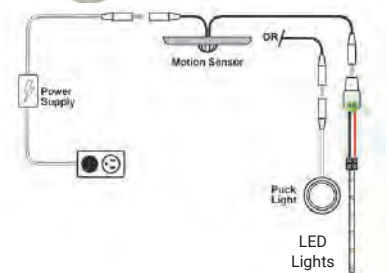
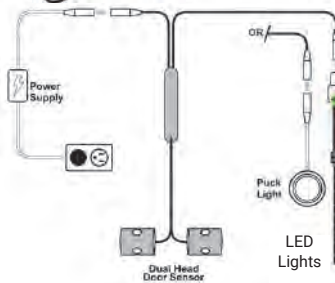
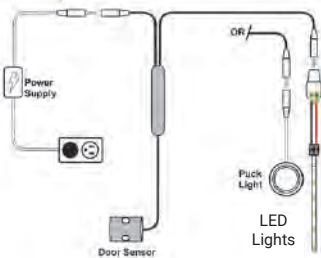
Door Sensor
T-DSS-30W-IR



Dual Head Door Sensor
T-2HDSS-30W-IR



Motion Sensor
T-MSS-60W



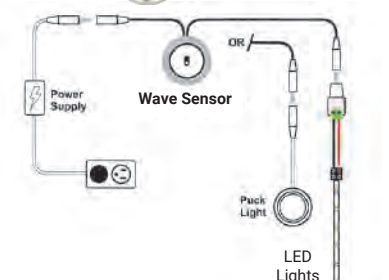
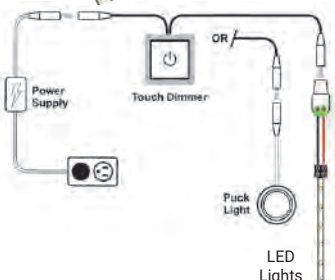
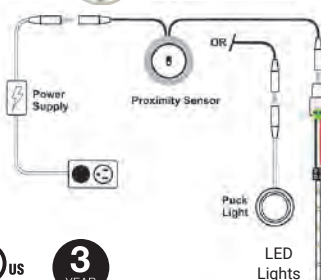
Proximity Sensor
T-PSS-60W-IR



Touch Dimmer
T-TDS-60W



Wave Sensor
T-WSS-60W-IR



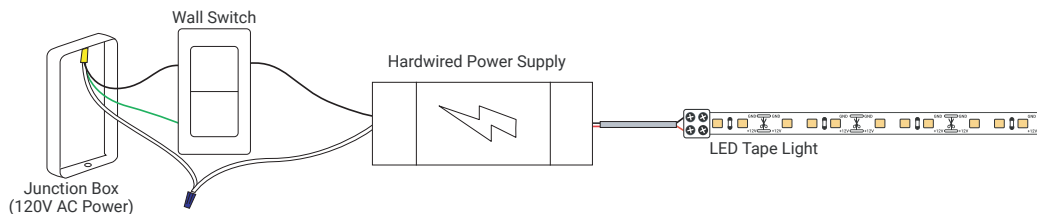
NOTE: Some of these products are also found in the sempriaLED™, TandemLED™, illumaled™ Lighting sections

MAGNETIC LOW VOLTAGE DIMMER – use with Hardwired Power Supplies

Part Number	Description	Dimensions
DVLV-600P-Color	600W Diva slide dimmer. Use with hardwired power supplies. Available in Almond (AL), Black (BK), Brown (BR), Grey (GR), or White (WT)	4-11/16" x 2-15/16" x 1-5/16" (119 mm x 75 mm x 135 mm)



DVLV-600P-WT




SWITCH – use with Plug-in, Hardwired Waterproof, and Hardwired Power Supplies

Part Number	Description	Switch Diameter
T-RS-BK	On / off round switch for recessed installation. Available in black only	15/16" (24 mm)



RECEIVERS FOR WIRELESS DIMMING SYSTEM - Use with Plug-in and Waterproof Power Supplies

Part Number	Description	Dimensions
T-TWAV-WR-120 	WAV 120 watt Smart Receiver. Allows you to use a wireless controller, an app, or voice to control lights. Use with TandemLED smart controller (T-T-1Z-WC-RF-Color) for tunable white light control, or pair with an Uno 1-Zone Controller (T-Q-1Z-WC-RF-Color), Duo 2-Zone Controller (T-Q-2Z-WC-RF-Color), or Quattro 4-Zone Controller (T-Q-4Z-WC-RF-Color) to control on / off / dimming in each lighting Zone. Smart Home hub not included. UL Recognized.	4-1/4" x 2-1/4" x 3/8" (108 mm x 57 mm x 22 mm)
T-Q-WR96	96 watt LED receiver. Use one LED receiver per Zone and pair with an Uno 1-Zone Controller (T-Q-1Z-WC-RF-Color), Duo 2-Zone Controller (T-Q-2Z-WC-RF-Color), or Quattro 4-Zone Controller (T-Q-4Z-WC-RF-Color) to control on / off / dimming in each lighting Zone.	3-7/8" x 1-13/16" x 13/16" (95 mm x 37 mm x 20 mm)
T-Q-WR240	240 watt LED receiver. Use one LED Receiver per Zone and pair with an Uno 1-Zone Controller (T-Q-1Z-WC-RF-Color), Duo 2-Zone Controller (T-Q-2Z-WC-RF-Color), or Quattro 4-Zone Controller (T-Q-4Z-WC-RF-Color) to control on / off / dimming in each lighting Zone.	7" x 1-13/16" x 7/8" (178 mm x 46 mm x 20 mm)



WAV Smart Receiver
T-TWAV-WR-120

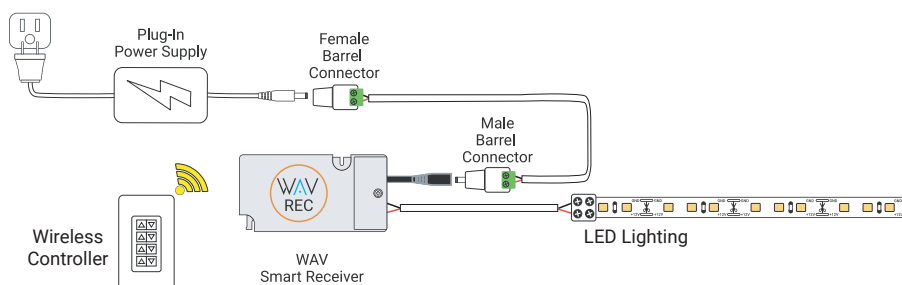


96W Receiver
T-Q-WR96



240W Receiver
T-Q-WR240

Example - Connecting Tape Lighting to WAV Smart Receiver



NOTE: Some of these products are also found in the sempriaLED™, TandemLED™, illumaLED™ Lighting sections

WIRELESS CONTROLLERS

Use any of the below Wireless Controllers with the WAV Smart Receiver (T-TWAV-WR-120) or WAV Smart Receiver / 60 Watt Power Supply (T-TWAV-60W-PSR) to use a wireless controller, an app, or voice to control lights. Available in Almond (AL), Black (BK), Brown (BR), Grey (GR), or White (WT). Smart Home hub not included. Pair the Uno, Duo, or Quattro Wireless Controller with the 96 watt LED Receiver (T-Q-WR96) or 240 watt LED Receiver (T-Q-WR240) for light control with the Wireless Controller.

Part Number	Description	Dimensions
T-T-1Z-WC-RF-Color 	TandemLED wireless controller. Control 1 zone of lights, tune the white color temperature of the lights, dim lights, and turn on / off.	2-5/8" x 1-5/16" x 3/8" (67 mm x 33 mm x 10 mm)
T-Q-1Z-WC-RF-Color 	Uno 1-Zone LED controller. Allows you to control 1-Zone of lights with on / off / dimming options.	2-5/8" x 1-5/16" x 3/8" (67 mm x 33 mm x 10 mm)
T-Q-2Z-WC-RF-Color 	Duo 2-Zone LED controller. Allows you to control 2-Zones of lights with on / off / dimming options.	2-5/8" x 1-5/16" x 3/8" (67 mm x 33 mm x 10 mm)
T-Q-4Z-WC-RF-Color 	Quattro 4-Zone LED controller. Allows you to control up to 4-Zones of lights with on / off / dimming options.	2-5/8" x 1-5/16" x 3/8" (67 mm x 33 mm x 10 mm)



NOTE: All wireless controllers are available in these additional colors



TandemLED Controller T-T-1Z-WC-RF-WT Uno Controller T-Q-1Z-WC-RF-WT Duo Controller T-Q-2Z-WC-RF-WT Quattro Controller T-Q-4Z-WC-RF-WT Quattro Controller T-Q-4Z-WC-RF-AL Quattro Controller T-Q-4Z-WC-RF-BK Quattro Controller T-Q-4Z-WC-RF-BR Quattro Controller T-Q-4Z-WC-RF-GR

DECORA COVER PLATES

Part Number	Description	Dimensions
T-DPL-Color	Decora style cover plate to fit over Wireless Controller on wall. Use with TandemLED smart controller (T-T-1Z-WC-RF-Color), Uno 1-Zone Controller (T-Q-1Z-WC-RF-Color), Duo 2-Zone Controller (T-Q-2Z-WC-RF-Color), Quattro 4-Zone Controller (T-Q-4Z-WC-RF-Color), or RGB Controller (T-C-RGBWC-RF-Color) to install on wall. Available in Almond (AL), Black (BK), Brown (BR), Grey (GR), or White (WT)	4-11/16" x 2-15/16" x 11/16" (119 mm x 75 mm x 17 mm)




Decora Cover Plate T-DPL-AL Decora Cover Plate T-DPL-BK Decora Cover Plate T-DPL-BR Decora Cover Plate T-DPL-GR Decora Cover Plate T-DPL-WT



NOTE: Some of these products are also found in the sempriaLED™, TandemLED™, illumaLED™ Lighting sections

AMPLIFIER – use with illumaLED single color tape lighting, linear fixtures, and multi-color RGB lighting


Part Number	Description	Dimensions
T-AMP-180W	Use when powering more than 40 ft. of illumaLED single color tape lighting or RGB multi-color tape lighting. NOTE: Not compatible with TandemLED™ products.	7" x 1-13/16" x 7/8" (178 mm x 46 mm x 22 mm)




T-AMP-180W

BARREL CONNECTORS - use with illumaLED tape light, linear fixtures, puck lights, power supplies

Part Number	Description	Dimensions
T-MBC	Male barrel to conductor screw-down connector. Use to add a female barrel connector to a pair of lead wires for connection to an LED light power supply or cable.	1-9/16" x 9/16" x 1/2" (40 mm x 14 mm x 13 mm)
T-FBC	Female barrel to conductor screw-down connector. Use in conjunction with male barrel connector to pair lead wires or to connect and rewire an LED light power supply cable.	1-9/16" x 9/16" x 1/2" (39 mm x 14 mm x 13 mm)



T-MBC



T-FBC

EZ CONNECTORS - use with illumaLED tape light

Part Number	Description	Dimensions
L-8MM-EZ100PK	8 mm EZ connector – 100 pack. Use to connect 8 mm tape light to wire.	1/2" x 7/16" x 5/16" (13 mm x 10 mm x 8 mm)
L-8MM-EZ6PK	8 mm EZ connector – 6 pack. Use to connect 8 mm tape light to wire.	1/2" x 7/16" x 5/16" (13 mm x 10 mm x 8 mm)
L-8MM-EZ100PK-W	White 8 mm EZ connector – 100 pack. Use to connect 8 mm tape light to wire.	1/2" x 7/16" x 5/16" (13 mm x 10 mm x 8 mm)
L-8MM-EZ6PK-W	White 8 mm EZ connector – 6 pack. Use to connect 8 mm tape light to wire.	1/2" x 7/16" x 5/16" (13 mm x 10 mm x 8 mm)
<u>L-EZV2-6PK-BK</u> COMING SOON	Black EZ connector for 8 mm and 10 mm tape lighting– 6 pack. Use to connect 8 mm or 10 mm tape light to wire.	3/4" x 7/16" x 5/16" (18 mm x 10 mm x 8 mm)
<u>L-EZV2-6PK-WT</u> COMING SOON	White EZ connector for 8 mm and 10 mm tape lighting– 6 pack. Use to connect 8 mm or 10 mm tape light to wire.	3/4" x 7/16" x 5/16" (18 mm x 10 mm x 8 mm)



L-8MM-EZ6PK



L-8MM-EZ6PK-W

COMING SOON



L-EZV2-6PK-BK


COMING SOON




L-EZV2-6PK-WT

FLEXIBLE CONNECTORS - use with illumaLED 8mm tape light

Part Number	Description	Dimensions
L-8MM-FLEX3PK	3 pack of flexible 8 mm corner connectors – Black. 4" wire in between connectors. Use to turn corners at any angle with 8 mm tape lighting. Compatible with single color tape light and tunable white tape light.	4-15/16" x 7/16" x 5/16" (125 mm x 10 mm x 8 mm)
L-8MM-FLEX3PK-W	3 pack of flexible 8 mm corner connectors – White. 4" wire in between connectors. Use to turn corners at any angle with 8 mm tape lighting. Compatible with single color tape light and tunable white tape light.	4-15/16" x 7/16" x 5/16" (125 mm x 10 mm x 8 mm)



L-8MM-FLEX3PK




L-8MM-FLEX3PK-W


NOTE: Some of these products are also found in the sempriaLED™, TandemLED™, illumaLED™ Lighting sections

PLUG CONNECTORS - use with LED Lighting, power supplies

Part Number	Description	Dimensions
T-MPC	Male Plug Connector. Connect to output side of receiver for easy plug-and-play system.	6-1/2" overall length (165 mm)
T-FPC	Female Plug Connector. Connect to input side of receiver or into a Male Plug Connector for easy connection.	6-1/2" overall length (165 mm)




T-MPC



T-FPC


EZ PUSH CONNECTORS - use with stranded or solid wire

Part Number	Description	Dimensions
T-EZWC	EZ wire-to-wire connector. Must strip wire to insert into connector. Use to daisy chain fixtures in parallel runs or to connect around corners.	13/16" x 11/16" x 5/16" (20 mm x 18 mm x 8 mm)




8MM CONNECTORS - use with illumaLED 8mm tape light

Part Number	Description	Dimensions
L-8MM-SC	8 mm splice snap connector. Use to connect 8 mm LED tape light with no lead wire between the connection.	3/4" x 1/2" x 5/16" (20 mm x 13 mm x 8 mm)
L-8MM-WTSC	8 mm LED tape light to wire connector. Use to connect 8mm tape light to wire without stripping any wires.	15/16" x 1/2" x 5/16" (24 mm x 13 mm x 8 mm)




L-8MM-SC



L-8MM-WTSC


3-WAY SPLITTER - use with illumaLED™ and sempriaLED™ lighting

Part Number	Description	Dimensions
T-3WSP	DC 3-way splitter plug. Use to connect multiple LED light fixtures to a dimming system.	16" overall length (406 mm) 8" length of one splice (203 mm)




3M™ ADHESIVE PROMOTER WIPE

Part Number	Description
L-APW-4298	3M™ adhesive promoter wipe – cleans the surface for a stronger tape lighting adhesive bond



3M™ 300LSE WATERPROOF ADHESIVE TAPE

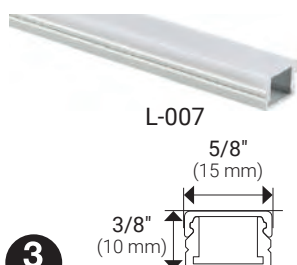
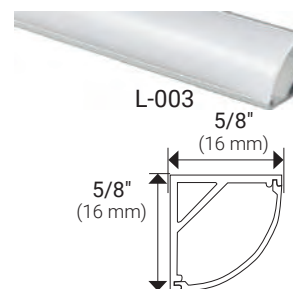
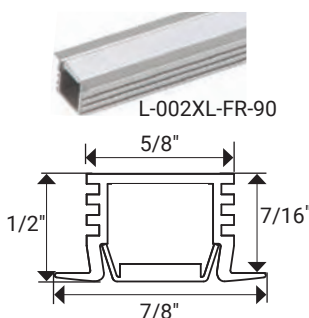
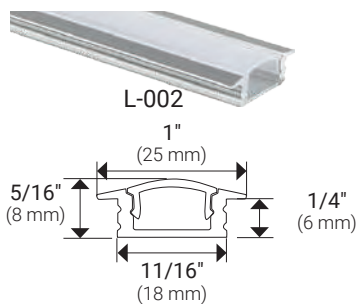
Part Number	Description	Dimensions
L-DSA200	164 ft. roll of waterproof 3M™ 300LSE high-bond adhesive tape for secure installation.	5/16" wide (8 mm)



NOTE: Some of these products are also found in the sempriaLED™, TandemLED™, illumaLED™ Lighting sections

PROFILES

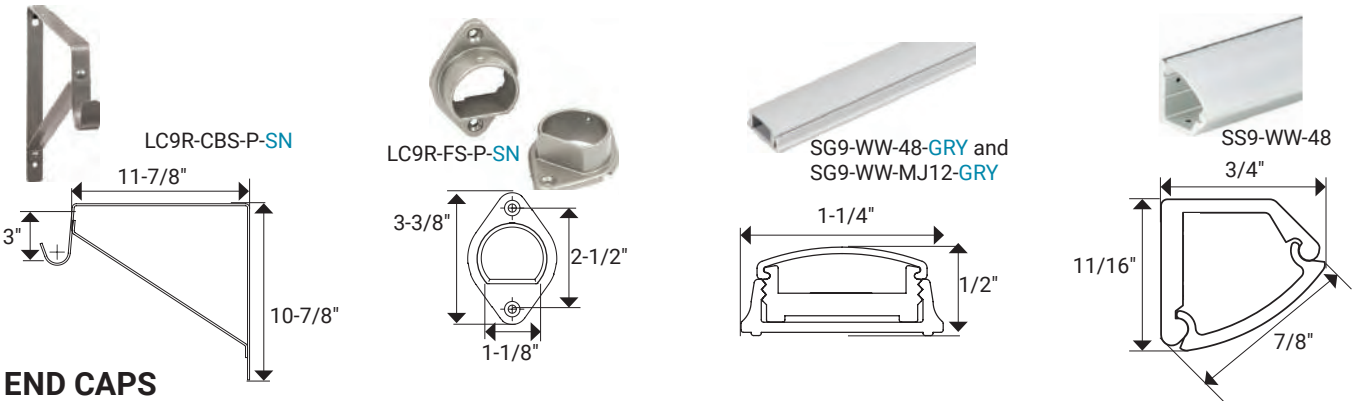
Part Number	Description	Dimensions
L-002-Lens-48	002 recessed aluminum housing 48" – Frosted (FR) or Clear (CL) lens. Compatible with illumaLED 8 mm and 10 mm tape lighting for sturdy, dust-proof enclosure. This product is field-cuttable. Use with L-EC-002 for end caps. NOTE: L-8MM-EZ connectors will not fit inside this profile with the lens.	48" x 1" x 5/16" (1219 mm x 25 mm x 8 mm)
L-002-Lens-90	002 recessed aluminum housing 90" – Frosted (FR) or Clear (CL) lens. Compatible with illumaLED 8 mm and 10 mm tape lighting for sturdy, dust-proof enclosure. This product is field-cuttable. Use with L-EC-002 for end caps. NOTE: L-8MM-EZ connectors will not fit inside this profile with the lens.	90" x 1" x 5/16" (2286 mm x 25 mm x 8 mm)
L-002XL-FR-90	002 XL Series recessed aluminum housing 90" – Frosted lens. Compatible with illumaLED 8 mm and 10 mm tape lighting for sturdy, dust-proof enclosure. This product is field-cuttable. Use with L-EC-002 for end caps.	90" x 7/8" x 1/2" (2286 mm x 22 mm x 13 mm)
L-003-Lens-48	003 angled aluminum housing 48" – Frosted (FR) or Clear (CL) lens. Compatible with illumaLED 8 mm and 10 mm tape lighting for sturdy, dust-proof enclosure. This product is field-cuttable. Use with L-EC-003 for end caps.	48" x 5/8" x 5/8" (1219 mm x 16 mm x 16 mm)
L-003-Lens-90	003 angled aluminum housing 90" – Frosted (FR) or Clear (CL) lens. Compatible with illumaLED 8 mm and 10 mm tape lighting for sturdy, dust-proof enclosure. This product is field-cuttable. Use with L-EC-003 for end caps.	90" x 5/8" x 5/8" (2286 mm x 16 mm x 16 mm)
L-007-Lens-48	007 flat aluminum housing 48" – Frosted (FR) or Clear (CL) lens. Compatible with illumaLED 8 mm and 10 mm tape lighting for sturdy, dust-proof enclosure. This product is field-cuttable. Use with L-8MM-EZ6PK for end caps.	48" x 5/8" x 3/8" (1219 mm x 16 mm x 10 mm)
L-007-Lens-90	007 flat aluminum housing 90" – Frosted (FR) or Clear (CL) lens. Compatible with illumaLED 8 mm and 10 mm tape lighting for sturdy, dust-proof enclosure. This product is field-cuttable. Use with L-8MM-EZ6PK for end caps.	90" x 5/8" x 3/8" (2286 mm x 16 mm x 10 mm)
SG9-48-HS-Color	Linear aluminum housing 48" with frosted lens. Available in Black (B), Grey (G), or White (W). Compatible with illumaLED 8 mm and 10 mm tape lighting for sturdy, dust-proof enclosure. This product is field-cuttable. NOTE: L-8MM-EZ connectors will not fit inside this profile with the lens.	48" x 1-1/4" x 1/2" (1219 mm x 32 mm x 13 mm)
L-0LC-FR-48-Finish	48" field-cuttable Lighted Closet Rod profile with frosted lens. Available in Black (BK), Bronze (BZ), Satin Nickel (SN), or White (WT).	48" x 1-1/4" x 1/2" (1219 mm x 32 mm x 13 mm)
L-0LC-FR-90-Finish	90" field-cuttable Lighted Closet Rod profile with frosted lens. Available in Black (BK), Bronze (BZ), Satin Nickel (SN), or White (WT).	90" x 1-1/4" x 1/2" (2286 mm x 32 mm x 13mm)



NOTE: Some of these products are also found in the sempriaLED™, TandemLED™, illumaled™ Lighting sections

WIREWAY AND MOUNTING ACCESSORIES

Part Number	Description	Dimensions
LC9R-CBS-P-Finish	Support bracket for Lighted Closet Rod. Recommended to use every 48". Available in Black (BK), Bronze (BZ), Satin Nickel (SN), or White (WT).	11-7/8" x 10-7/8" x 3" (302 mm x 276 mm x 76 mm)
LC9R-FS-P-Finish	Flange set for Lighted Closet Rod. Available in Black (BK), Bronze (BZ), Satin Nickel (SN), or White (WT).	3-3/8" x 2-1/2" x 1-1/8" (86 mm x 64 mm x 29 mm)
SG9-WW-48-Color	48" field-cutttable WireWay for Linear Fixture – SG9 Series or with the Lighted Closet Rod to hide wires. Available in Black (BK), Grey (GRY), or White (WT).	48" x 1-1/4" x 1/2" (1219 mm x 32 mm x 13 mm)
SG9-WW-MJ12-Color	(2) 12" WireWay pieces with 45° miter joint for Linear Fixture – SG9 Series. Available in Black (BK), Grey (GRY), or White (WT).	48" x 1-1/4" x 1/2" (1219 mm x 32 mm x 13 mm)
SF9-WW-48	48" Mini Linear Fixture Profile (aluminum housing and lens). Use as WireWay for F Series or as a profile for tape lighting.	48" x 1/2" x 1/2" (1219 mm x 13 mm x 13 mm)
SA9-WW-48	48" Mini Angled Linear Fixture Profile (aluminum housing and lens). Use as WireWay for A Series or as a profile for tape lighting.	48" x 1/2" x 5/8" (1219 mm x 13 mm x 16 mm)
SS9-WW-48	48" Angled Linear Fixture Profile (aluminum housing and lens). Use as WireWay for S Series or as a profile for tape lighting.	48" x 3/4" x 11/16" (1219 mm x 19 mm x 17 mm)



END CAPS

Part Number	Description	Dimensions
SR9-EC-Kit	Light Grey end caps for R Series and L-002XL Profiles – wire entry openings. Use for a clean, finished look at the end of each lighting fixture.	7/8" x 1/2" x 3/8" (22 mm x 13 mm x 10 mm)
L-EC-002	End caps for L-002 aluminum housing – wire entry openings – Available in Light Grey only. Use for a clean, finished look at the end of each lighting fixture.	1" x 5/16" x 7/16" (25 mm x 8 mm x 11 mm)
L-EC-003	End caps for L-003 aluminum housing – Available in Light Grey only. Use for a clean, finished look at the end of each lighting fixture.	5/8" x 5/8" x 1/4" (16 mm x 16 mm x 6 mm)
L-8MM-EZ6PK	8 mm EZ connector – 6 pack. Use as an end cap to the 007 profile. Use for a clean, finished look at the end of each lighting fixture.	1/2" x 7/16" x 5/16" (13 mm x 10 mm x 8 mm)
L-8MM-EZ6PK-W	White 8 mm EZ connector – 6 pack. Use as an end cap to the 007 profile. Use for a clean, finished look at the end of each lighting fixture.	1/2" x 7/16" x 5/16" (13 mm x 10 mm x 8 mm)



MOUNTING CLIPS

Part Number	Description	Dimensions
L-MC-003	Mounting clip for L-003 aluminum housing – mounting screws included	9/16" wide (14 mm)
L-MC-007	Mounting clip for L-007 aluminum housing – mounting screws included	5/8" wide (16 mm)



COMING SOON

120V LED Bar Light

Dimmable LED 120 volt linear bar light with toggle switch to change the white temperature



FEATURES

- Toggle switch to change the white color temperature between preset white temperatures
- 90 CRI (Color Rendering Index - true color)
- No Ultraviolet (UV) or Infrared (IR)
- 30,000 hour LED life at 70% lumen maintenance



18 in. Dark Silver (DS) fixture shown

APPLICATIONS

- Over Sink
- Under Cabinet
- Desk

FINISH OPTIONS



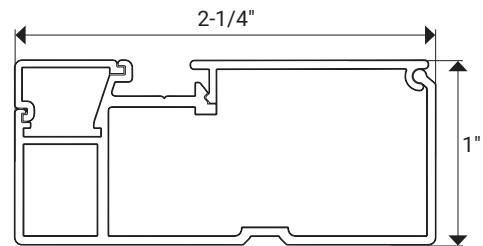
Black (BK)



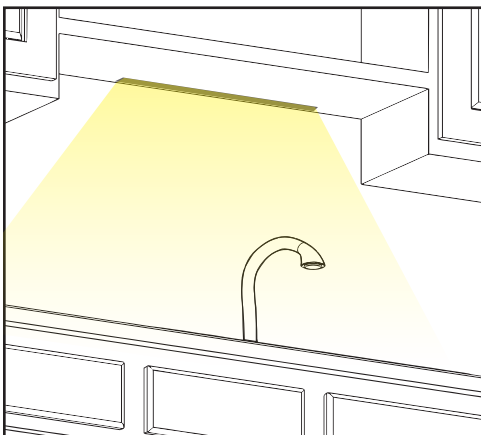
Dark Silver (DS)



White (WT)



Fixture Cross-Section



Mount at the back of the cabinet.





120V LED Can Light – Retro Fit Series

Higher light output – 900 lumens per fixture
120 Volt Dimmable LED retro fit can light

Design By: Artistic Cabinetry

APPLICATIONS

- Ceiling
- Office
- Stairway
- Lobby

FEATURES

- Mount into existing can light socket
- 90 CRI (Color Rendering Index - true color)
- No Ultraviolet (UV) or Infrared (IR)
- 30,000 hour LED life at 70% lumen maintenance

KELVIN TEMPERATURE OPTIONS

- 2700K (27) – Warm White
- 3000K (30) – Soft White
- 4000K (40) – Cool White
- 5000K (50) – Daylight White

4" Retro Fit fixture shown
L-RC4-FR9-30



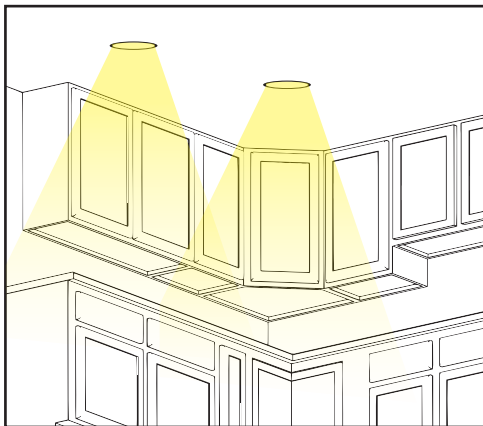
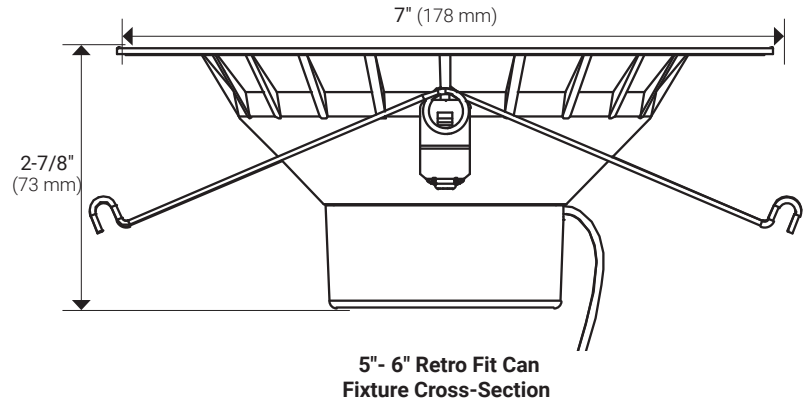
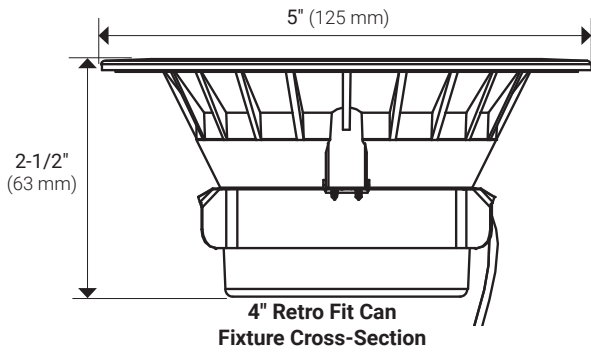
5" - 6" Retro Fit fixture shown
L-RC6-FR9-30



HIGHER LIGHT OUTPUT – 9 WATTS PER FIXTURE

Part Number	Description	Total Watts Per Fixture	Lumens Per Fixture
L-RC4-FR9-Temp	4" Retro Fit Can Light	9	900
L-RC6-FR9-Temp	5" – 6" Retro Fit Can Light	9	900

*Blue indicates dealer choice. Temp indicates Kelvin Temperature.
L-RC4-FR9-30 (Example part number for 4" Retro Fit Can Light in 3000K)*



Mount in existing ceiling can socket



Product Samples Available



LED Lighting

illumLED Samples

DIS-ILM-SAMP20

Roll up sample bag of illumLED tape lighting and linear fixtures. Includes plug-in power supply for demonstration.



Roll up bag includes

- TandemLED Tape Light
- Vivid Series Linear Fixture, (002XL Profile)
- Vivid Series Linear Fixture, (007 Profile)
- Radiance Series Linear Fixture, (002 Profile)
- Radiance Series Linear Fixture, (003 Profile)
- 3-way splitter (T-3WSP)
- Plug-in Power Supply (T-12W-12V-PI)

SAMP-TAPELIGHT

Sample kit containing short segments of Radiance, Vivid, and TandemLED tape lighting. Power supply not included.



L-RMW300-16-30



L-VMW600-16-30



L-T600-16-MW

SAMP-AL-PROFILE

Sample kit containing 6" pieces of each aluminum profile option.



SG9 Profile



SR9 Profile



SA9Q Profile



SF9Q Profile



SS9 Profile



LC9R Profile



L-002 Profile



L-002XL Profile



L-003 Profile



L-007 Profile

TandemLED Samples

SAMP-TAN-DEMO

Sample TandemLED Lighting kit. Includes a puck light, 6" strip of tape lighting and linear fixture, all with a pre-attached barrel connector, 3-way splitter, a wired controller, and a 12 watt plug-in power supply for demonstration.



L-PS-TDC-DS



T-3WSP



T-TIL-96



L-T600-16-MW



LT2P712V



T-12W-12V-PI

sempriaLED Samples

DIS-SEM-SAMP20

Roll up sample bag of sempriaLED assembled linear fixtures. Includes plug-in power supply for demonstration.



Roll up bag includes

- LC9R Fixture
- SG9 Fixture
- SS9 Fixture
- SR9 Fixture
- SF9 Fixture
- SA9 Fixture
- 3-way splitter (T-3WSP)
- Plug-in Power Supply (T-12W-12V-PI)

Task Power Samples

SAMP-TR-4COLOR

24" Angle Power Strip TR Series split into four sections to show the standard finish options and receptacle color combinations.



SAMP-APT-4COLOR

24" Angle Power Strip APT Series split into four sections to show the standard finish options and receptacle color combinations.



SAMP-LPS12QDV30

12-1/2" Lighted Power Strip DV Series with 6 ft. power cord to plug-in and show customers.



SAMP-LPS12HRM30

12-1/2" Lighted Power Strip RM Series with DC Jack attached.



SAMP-TASK-CK

Color chain sample of our powder coated finishes.



Questions About Samples Available?

Contact Design Services at 866-848-9094 or e-mail DesignAndSupport@TaskLighting.com for questions about samples we have available, what sample works best for your needs, or additional product questions.

Videos Available

Product and installation videos



Where to go

Visit www.Vimeo.com/TaskLighting to explore our videos on installation, product benefits, and more.



Scan to go to our Vimeo page
<https://delivr.com/2j2z3>

LED LIGHTING KITS ARE
PROFESSIONAL GRADE
It's all in the box!

TASK lighting
hardware resources

What you'll find

At Task Lighting, we're constantly working to improve your user experience with our products. We have a dedicated Vimeo page where we store our videos to help answer questions about lighting, further explain our product benefits, walk you through installations, and inspire you with beautiful homes using our products.

TandemLED Series Lighting:

- Multi white tunable lighting
- Personalized lighting experience
- Match any kitchen
- Easy to install
- Smart home ready

2700K 5000K

Channels Available

WAV Smart Control

Watch videos on connecting and installing LED Lighting to work with Smart Home devices.



Scan to view the WAV Smart Control Vimeo Channel
<https://delivr.com/2jtmw>

WAV
Wireless • App • Voice
SMART CONTROL

Task Power Products & Installation

Become more familiar with the benefits of our Task Power products and how to install them.



Scan to view the Task Power Vimeo Channel
<https://delivr.com/2tbf6>

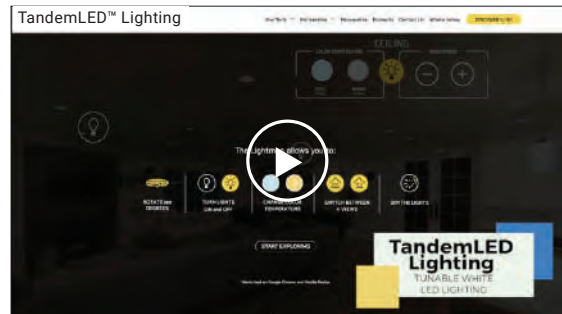


TandemLED™ Lighting

Check out our TandemLED channel to learn more about our patented tunable white LED Lighting product line.



Scan to view the TandemLED Lighting Vimeo Channel
<https://delivr.com/2z4hx>



illumLED Products & Installation

Learn about our illumLED product line and how to install them.



Scan to view the illumLED Products and Installation Vimeo Channel
<https://delivr.com/2xtmu>



illumLED Sales Tools

Check out our illumLED Sales Tools page to get familiar with our product line and learn more about the benefits.



Scan to view the illumLED Sales Tools Vimeo Channel
<https://delivr.com/28gnv>



Selecting LED Lighting

When selecting lighting for your project, there are several factors to consider. We've made it easy and listed questions below to consider when selecting the best product for your application.

Find yourself needing additional help with product selection? Contact our friendly Design Services team at 866-848-9094 or e-mail DesignAndSupport@TaskLighting.com.

Design By: Artistic Cabinetry

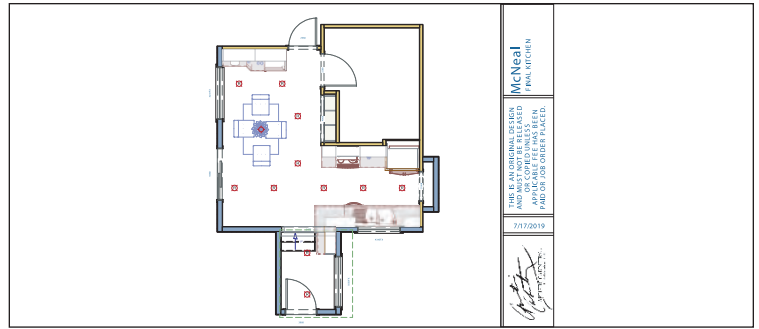
- 1 What is the price range for this project?
- 2 What is the primary intended use of the lighting? Is it for task lighting to illuminate a work area? Or maybe accent lighting to illuminate a specific spot or object? Or are you looking for general lighting or ambient lighting?
- 3 What space is available for mounting the lighting? Is there enough room for a fixture, or does this need to be tape lighting to cut to the right length?
- 4 What is the impact of the color and reflectivity of surrounding surfaces (backsplash, cabinets, countertop, paint) in choosing Kelvin temperature of the fixture?
- 5 Would you like to be able to adjust the white color temperature based upon mood, time of day, task, or after you've installed everything else to get the right white lighting for your space?
- 6 What is the availability of electricity? Are there any obstructions (such as doorways or windows) in running power to the lighting?



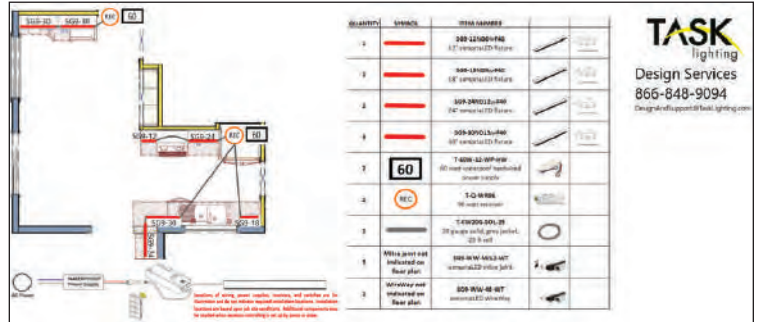
- 7 Do you plan to just switch the lights on/off, or do you want the option to dim them?
- 8 Where do you want to locate a switch or a dimmer? Do you want or need multiple locations to control your lighting?
- 9 Are you interested in a fixture that combines LED Lighting and receptacles into one? Mounted under the cabinet against the backsplash, the Lighted Power Strip provides task lighting for the countertop, with built-in outlets for appliances, switches for garbage disposal, and lights. Your backsplash remains clean and uninterrupted by outlets and switches!
- 10 Is this a new construction job, or a remodel?
- 11 Would you like the option to control your lighting via a Smart Home device?

Once you have your answers to these questions, if you need help finding products that match your answers, contact our friendly Design Services team for complementary assistance.


Customer layout submitted to Design Services




Layout sent back to customer from Design Services with suggested under cabinet lighting



Layout sent back to customer from Design Services with suggested Angle Power Strip fixtures



Final installation photo based on layout by Design Services



Design By: Artistic Cabinetry

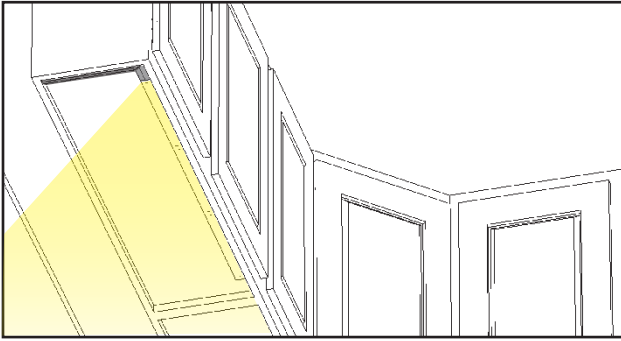
Final installation photo based on layout by Design Services



Design By: Artistic Cabinetry

Selecting Lighting

Face frame under cabinet



Light mounts at front of cabinet


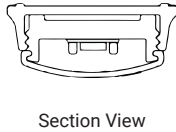
When lighting your kitchen, use under cabinet lighting to complement your overhead lighting. This is especially great for providing focused illumination on your kitchen work area and highlighting your backsplash.

Under cabinet lighting helps eliminate shadows in the work area.

NOTE: The products listed are the top recommendations for this application. Call Design Services at 866-848-9094 for additional product recommendations.

Linear Fixture sempriaLED SG9 Series page 60

- Higher light output
- Premium fixture for under cabinet – mount at the front of the cabinet
- WireWay available in multiple colors



Mini Linear Fixture sempriaLED F Series page 62

- High and medium light output available
- Mini profile, easy to hide fixture
- Mount at the front of the cabinet




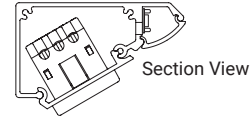
Single Color Tape Light or Linear Fixture illumaled Vivid Series page 110

- Single Color, high light output
- 36 diodes per foot
- Available as tape lighting, tape lighting with profile (unassembled), or as assembled linear fixtures



Lighted Power Strip LPS RM Series page 40 & LPS DV Series page 38

- Higher light output available
- Lighting and power combined into one fixture
- Mounts at the back of the cabinet



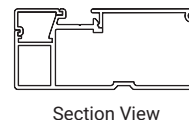
Tunable White Tape Light or Linear Fixture TandemLED Series page 80

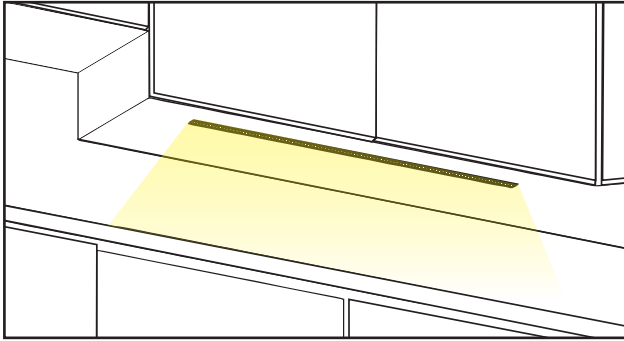
- Tunable White, high light output
- 88 diodes per foot
- Available as tape lighting, tape lighting with profile (unassembled), or as assembled linear fixtures



120V Bar Light page 188

- Higher light output
- Premium fixture for under cabinet
- Mount at the back of the cabinet





Light mounts at front of cabinet


When lighting your kitchen, use under cabinet lighting to complement your overhead lighting and eliminate shadows on the work surface. The lighting provides focused illumination for the countertop and highlights your backsplash.

For frameless cabinetry, use a light rail moulding to hide the strip light fixture or use recessed puck lights, recessed strip light fixtures, or recessed tape light housing for flush mount installations.

NOTE: The products listed are the top recommendations for this application. Call Design Services at 866-848-9094 for additional product recommendations.

Recessed Linear Fixture sempriaLED R Series page 68

- High or higher light output available
- Premium recessed fixture for under cabinet – mount at the front of the cabinet



Section View

SR9Q-14ND4-Temp

Single Color Tape Light or Linear Fixture illuminaLED Vivid Series page 110

- Single Color, high light output
- 36 diodes per foot
- Available as tape lighting, tape lighting with profile (unassembled), or as assembled linear fixtures




Section View

L-VMW600-16-Temp

LV2PX12V

Tunable White Tape Light or Linear Fixture TandemLED Series page 80

- Tunable White, high light output
- 88 diodes per foot
- Available as tape lighting, tape lighting with profile (unassembled), or as assembled linear fixtures




Section View

L-T600-16-MW

LT2PX12V

120V Bar Light page 188

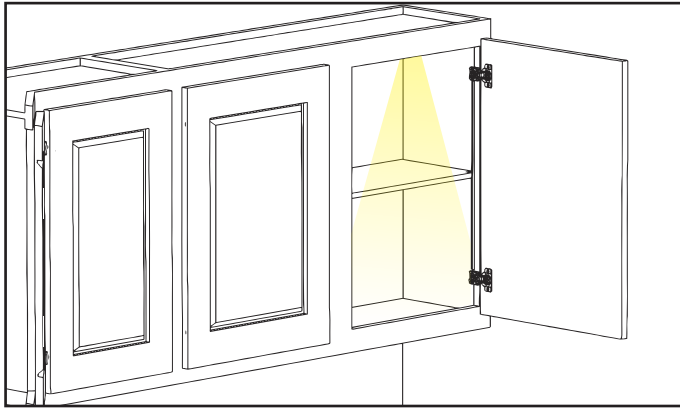
- Higher light output
- Premium fixture for under cabinet
- Mount at the back of the cabinet



Section View

Selecting Lighting

Face frame interior cabinet – glass shelves



Mount in middle or front of cabinet

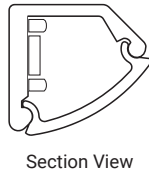
Puck lights provide a dramatic focus of lighting through the interior of a cabinet and can be surface mounted or recessed into the ceiling of the cabinet.

Install strip light fixtures or tape lighting horizontally at the top of the cabinet for a wash of light or vertically behind the face frame for more even lighting throughout.

NOTE: The products listed are the top recommendations for this application. Call Design Services at 866-848-9094 for additional product recommendations.


Angled Linear Fixture sempriaLED S Series page 66

- Medium, high, and higher light output available
- Mount horizontally or vertically toward the front of the inside of cabinet



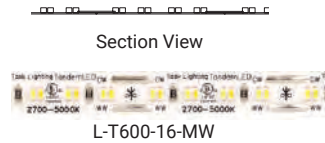
Mini Angled Linear Fixture sempriaLED A Series page 64

- Medium and high light output available
- Mini profile, easy to hide fixture
- Mount horizontally or vertically toward the front of the inside of cabinet



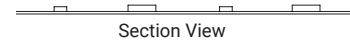
Tunable White Tape Light or Linear Fixture TandemLED Series page 80

- Tunable White, high light output
- 88 diodes per foot
- Available as tape lighting, tape lighting with profile (unassembled), or as assembled linear fixtures



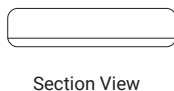
Single Color Tape Light or Linear Fixture illumLED Radiance Series page 114

- Single Color, medium light output
- 18 diodes per foot
- Available as tape lighting, tape lighting with profile (unassembled), or as assembled linear fixtures



Tunable White Puck Light TandemLED Series page 86

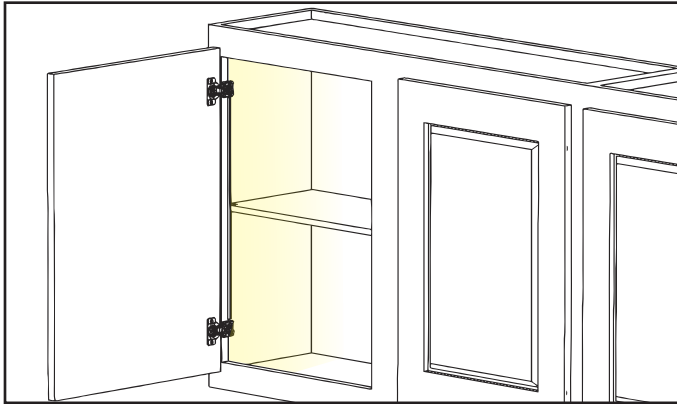
- Tunable White, medium light output
- Includes 3 lenses: 36°, 88°, and 120°
- Surface or Recess Mount



Single Color Puck Light illumLED Pearl Series page 134

- Single color white light output
- Includes 2 lenses: diamond (36°) and frosted (120°)
- Surface or Recess Mount





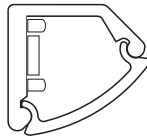
Mount vertically between hinges

For cabinets with wood shelves, mount fixtures vertically behind the face frame for even lighting top to bottom throughout the cabinet. Alternatively, install strip light fixtures or tape lighting horizontally at the ceiling and under each shelf in the cabinet.

NOTE: The products listed are the top recommendations for this application. Call Design Services at 866-848-9094 for additional product recommendations.

Angled Linear Fixture sempriaLED S Series page 66

- Medium, high, and higher light output available
- Mount horizontally or vertically toward the front of the inside of cabinet



Section View



SS9E-18ND6-FTemp

Tunable White Tape Light or Linear Fixture TandemLED Series page 80

- Tunable White, high light output
- 88 diodes per foot
- Available as tape lighting, tape lighting with profile (unassembled), or as assembled linear fixtures



Section View



L-T600-16-MW



LT2P312V

Mini Angled Linear Fixture sempriaLED A Series page 64

- High and medium light output available
- Mini profile, easy to hide fixture
- Mount horizontally or vertically toward the front of the inside of cabinet



Section View



SA9Q-12ND4-FTemp

Single Color Tape Light or Linear Fixture illumaled Radiance Series page 114

- Single Color, high light output
- 18 diodes per foot
- Available as tape lighting, tape lighting with profile (unassembled), or as assembled linear fixtures



Section View



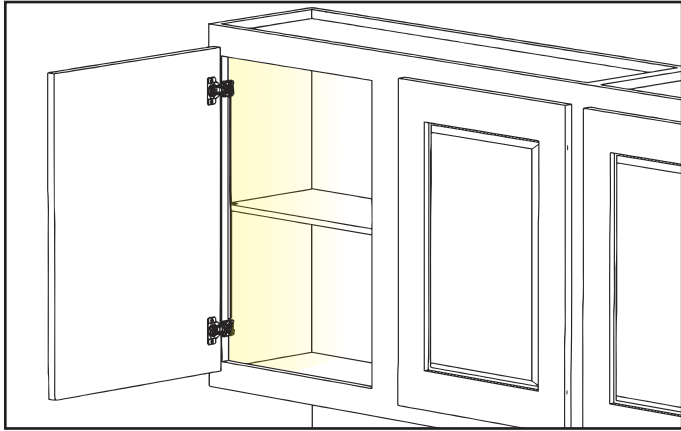
L-RMW300-16-Temp



LR1P312V

Selecting Lighting

Frameless interior



Mount vertically between hinges

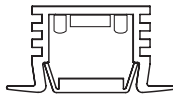
Mount tape lighting vertically along the cabinet wall, avoiding hinges and shelf pin holes. Alternatively, install strip light fixtures or tape lighting horizontally at the top of the cabinet and under any wood shelves.

For glass shelves, recess or surface mount puck lights at the top of the cabinet.

NOTE: The products listed are the top recommendations for this application. Call Design Services at 866-848-9094 for additional product recommendations.

Recessed Linear Fixture sempriaLED R Series page 68

- High or higher light output available
- Premium recessed fixture – mount at the top of the cabinet



Section View



SR9Q-14ND4-Temp

Tunable White Tape Light or Linear Fixture TandemLED Series page 80

- Tunable White, high light output
- 88 diodes per foot
- Available as tape lighting, tape lighting with profile (unassembled), or as assembled linear fixtures



Section View



L-T600-16-MW



LT2PX12V

Single Color Tape Light or Linear Fixture illuminaLED Radiance Series page 114

- Single Color, medium light output
- 18 diodes per foot
- Available as tape lighting, tape lighting with profile (unassembled), or as assembled linear fixtures




Section View



L-RMW300-16-Temp



LR1PX12V



Mount at top of cabinet

Use above cabinet lighting to feature collectible displays, highlight vaulted ceilings or other architectural features, and to add depth and ambiance to a room.

NOTE: The products listed are the top recommendations for this application. Call Design Services at 866-848-9094 for additional product recommendations.

Mini Linear Fixture sempriaLED F Series page 62

- High and medium light output available
- Mini profile, easy to hide fixture
- Mount on the top at the front of the frame



Section View



SF9Q-12ND4-FTemp

Tunable White Tape Light or Linear Fixture TandemLED Series page 80

- Tunable White, high light output
- 88 diodes per foot
- Available as tape lighting, tape lighting with profile (unassembled), or as assembled linear fixtures



Section View



L-T600-16-MW



LT2P712V

Single Color Tape Light or Linear Fixture illumLED Radiance Series page 114

- Single Color, medium light output
- 18 diodes per foot
- Available as tape lighting, tape lighting with profile (unassembled), or as assembled linear fixtures



Section View



L-RMW300-16-Temp



LR1P712V

Multi-Color Tape Light illumLED Multi-Color RGB Series page 152

- Multi-Color, medium light output
- 18 diodes per foot
- Available as tape lighting or tape lighting with profile



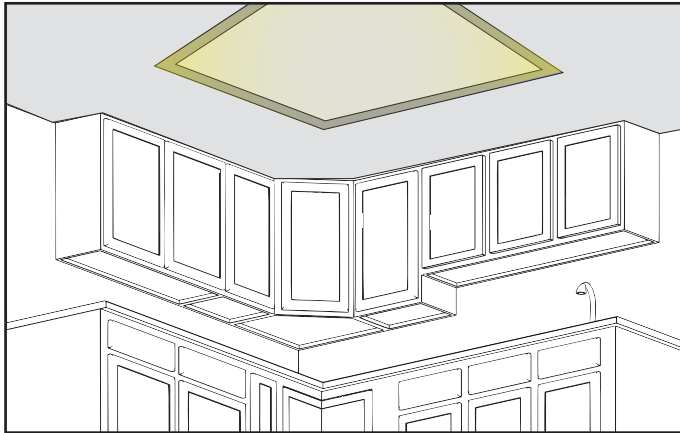
Section View



L-RGB300-16

Selecting Lighting

Cove



Light mounts inside the cove molding

Mount tape lighting or strip lighting fixtures inside cove molding to add ambiance to a room, from subtle to dramatic. Create a warm and cozy look for romantic evening settings.

NOTE: The products listed are the top recommendations for this application. Call Design Services at 866-848-9094 for additional product recommendations.

Mini Linear Fixture sempriaLED F Series page 62

- High and medium light output available
- Mini profile, easy to hide fixture
- Mount on the top at the front of the frame



Section View



SF9Q-12ND4-FTemp

Single Color Tape Light or Linear Fixture illumLED Radiance Series page 114

- Single Color, medium light output
- 18 diodes per foot
- Available as tape lighting, tape lighting with profile (unassembled), or as assembled linear fixtures



Section View



L-RMW300-16-Temp



LR1P712V

Tunable White Tape Light or Linear Fixture TandemLED Series page 80

- Tunable White, high light output
- 88 diodes per foot
- Available as tape lighting, tape lighting with profile (unassembled), or as assembled linear fixtures



Section View



L-T600-16-MW



LT2P712V

Multi-Color Tape Light illumLED Multi-Color RGB Series page 152

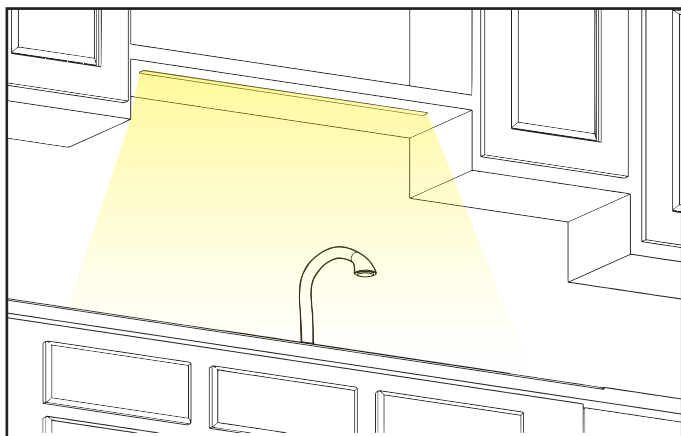
- Multi-Color, medium light output
- 18 diodes per foot
- Available as tape lighting or tape lighting with profile



Section View



L-RGB300-16



Light mounts at front of flyover

Use a light fixture over your sink to illuminate the work area and reduce eye strain.

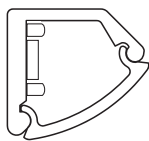
Puck lights and Strip Light Fixtures can be surface-mounted or recessed and completely hidden.

If there is already 120V power above the sink, such as when replacing a fluorescent light, the 120V bar light is a direct replacement.

NOTE: The products listed are the top recommendations for this application. Call Design Services at 866-848-9094 for additional product recommendations.

Angled Linear Fixture sempriaLED S Series page 66

- Medium, high, and higher light output available
- Mount horizontally or vertically toward the front of the inside of cabinet



Section View



SS9E-18ND6-FTemp

Tunable White Tape Light or Linear Fixture TandemLED Series page 80

- Tunable White, high light output
- 88 diodes per foot
- Available as tape lighting, tape lighting with profile (unassembled), or as assembled linear fixtures



Section View



L-T600-16-MW



LT2P312V

Tunable White Puck Light TandemLED Series page 86

- Tunable White light output
- Includes 3 lenses: 36°, 88°, and 120°
- Surface or Recess Mount



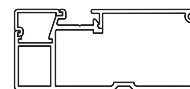
Section View



L-PS-TDC-DS

120V Bar Light page 188

- Higher light output
- Premium fixture for over sink
- Mount at the back of the flyover



Section View



Single Color Tape Light or Linear Fixture illumaled Vivid Series page 110

- Single Color, high light output
- 36 diodes per foot
- Available as tape lighting, tape lighting with profile (unassembled), or as assembled linear fixtures



Section View



L-VMW600-16-Temp



LV2P312V

Single Color Puck Light illumaled Pearl Series page 134

- Single color white light output
- Includes 2 lenses: diamond (36°) and frosted (120°)
- Surface or Recess Mount



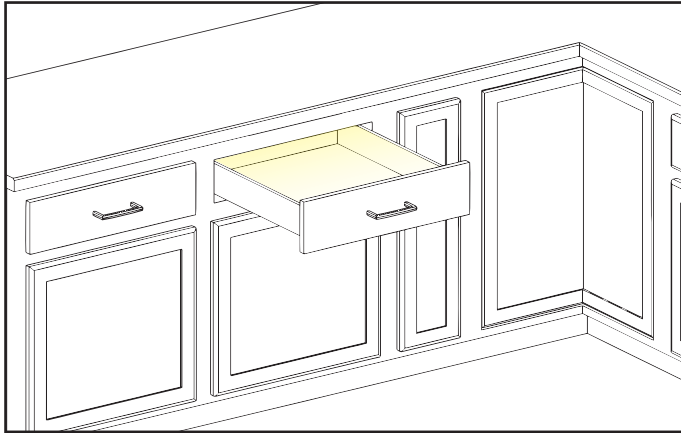
Section View



L-PS-FR-3BK-Temp

Selecting Lighting

Drawer



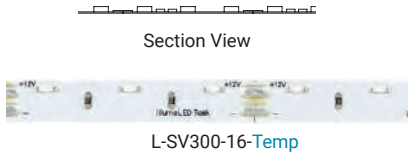
Mount lighting at front of cabinet above drawer

Use lighting inside a drawer to brighten back corners where items get lost. Use with a proximity sensor for immediate illumination when the drawer is opened.

NOTE: The products listed are the top recommendations for this application. Call Design Services at 866-848-9094 for additional product recommendations.

Single Color Tape Light illumLED Side View Series page 120

- Single Color, medium light output
- 18 diodes per foot
- Mount in the drawer behind the face frame

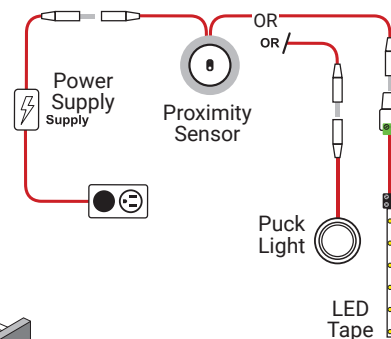
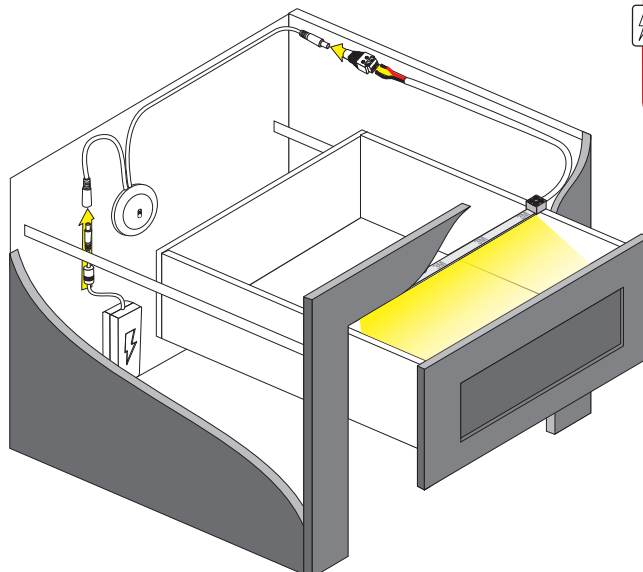


Mini Angled Linear Fixture sempriaLED A Series page 64

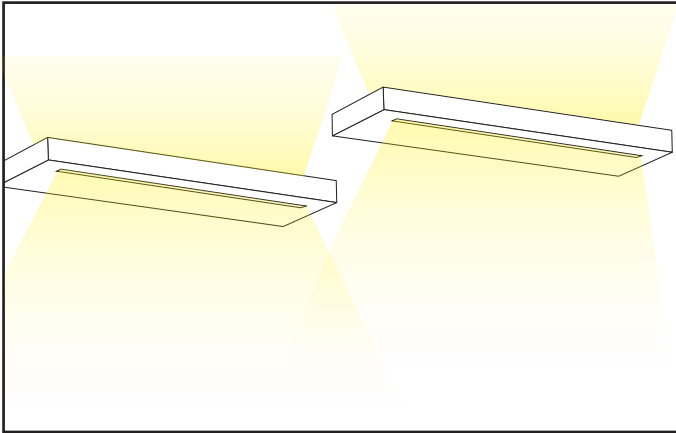
- High and medium light output available
- Mini profile, easy to hide fixture
- Mount horizontally or vertically toward the front of the inside of cabinet



SA9Q-12ND4-FTemp



Example using T-PSS-60W-IR Proximity Switch



Recess toward front of shelf

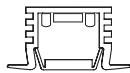
Recessed lighting, under and over floating shelves, highlights collectibles and adds an elegant touch to any room.

For a brilliant presentation, recess a puck into top side of shelf and place a glass sculpture, vase, or other artwork over it to shine light directly through the glass.

NOTE: The products listed are the top recommendations for this application. Call Design Services at 866-848-9094 for additional product recommendations.

Recessed Linear Fixture sempriaLED R Series page 68

- Medium, high, and higher light output available
- Recess into the top or bottom of shelf



Section View



SR9Q-8ND2-FTemp

Tunable White Tape Light or Linear Fixture TandemLED Series page 80

- Tunable White, high light output
- 88 diodes per foot
- Available as tape lighting, tape lighting with profile (unassembled), or as assembled linear fixtures



Section View



L-T600-16-MW



LT2PX12V

Single Color Puck Light illumLED Pearl Series page 134

- Single color white light output
- Includes 2 lenses: diamond (36°) and frosted (120°)
- Surface or Recess Mount



Section View



L-PS-FR-3BK-Temp

Multi-Color Tape Light illumLED Multi-Color RGB Series page 152

- Multi-Color, high light output
- 18 diodes per foot
- Available as tape lighting or tape lighting with profile



RGB



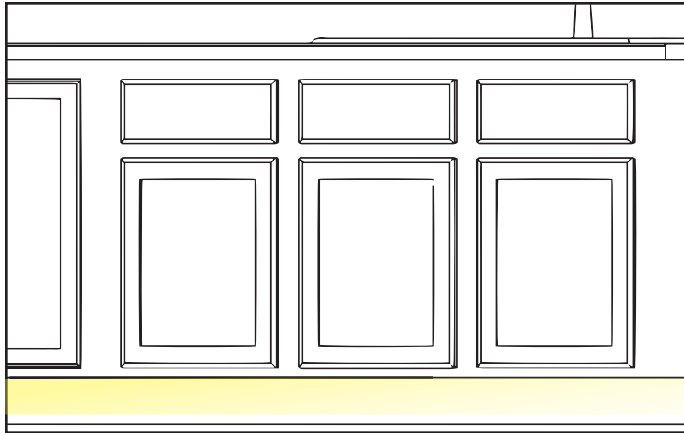
Section View



L-RGB300-16

Selecting Lighting

Toe kick



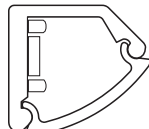
Mount at back of toe kick

Add low-level lighting to the toe kick in a kitchen or bathroom for a soft glow at nighttime, or to provide dramatic accent lighting in a design.

NOTE: The products listed are the top recommendations for this application. Call Design Services at 866-848-9094 for additional product recommendations.

Angled Linear Fixture sempriaLED S Series page 66

- Medium, high, and higher light output available
- Mount at the front of the cabinet with light focused toward the back wall



Section View



SS9E-18ND6-FTemp

Mini Angled Linear Fixture sempriaLED A Series page 64

- High and medium light output available
- Mini profile, easy to hide fixture
- Mount at the front of the cabinet with light focused toward the back wall



Section View



SA9Q-12ND4-FTemp

Single Color Tape Light or Linear Fixture illuminaLED Radiance Series page 114

- Single Color, medium light output
- 18 diodes per foot
- Available as tape lighting, tape lighting with profile (unassembled), or as assembled linear fixtures



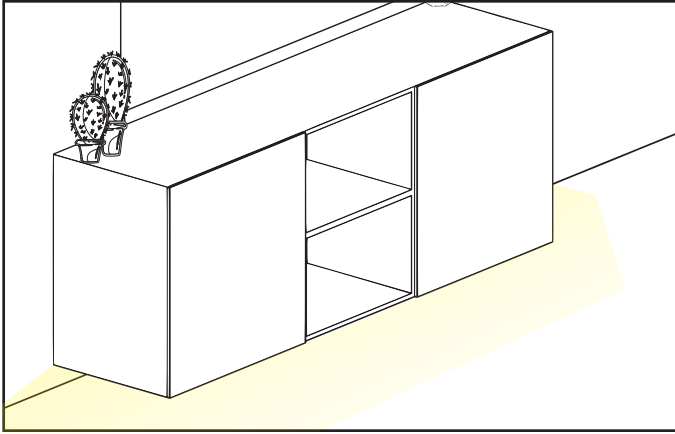
Section View



L-RMW300-16-Temp



LR1P312V



Light mounts at front of cabinet

Add low-level lighting under floating cabinets for a soft, sophisticated glow, perfect for a spa-like feel in the bathroom, or a nighttime safety feature when used with a motion sensor.

NOTE: The products listed are the top recommendations for this application. Call Design Services at 866-848-9094 for additional product recommendations.

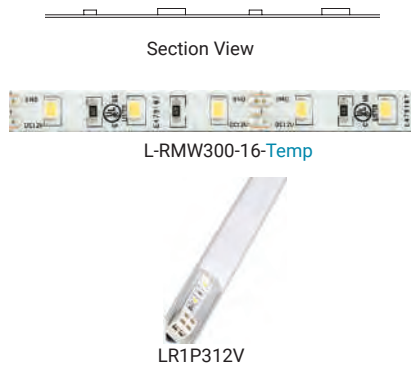
Angled Linear Fixture sempriaLED S Series page 66

- Medium, high, and higher light output available
- Mount at the front of the cabinet with light focused toward the back wall



Single Color Tape Light or Linear Fixture illuminaLED Radiance Series page 114

- Single Color, medium light output
- 18 diodes per foot
- Available as tape lighting, tape lighting with profile (unassembled), or as assembled linear fixtures



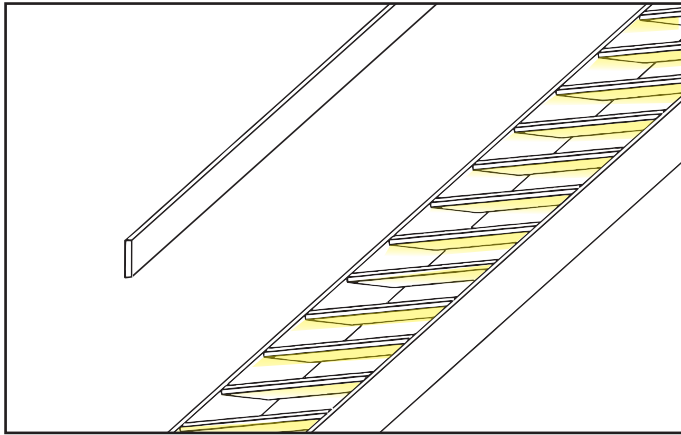
Mini Angled Linear Fixture sempriaLED A Series page 64

- High and medium light output available
- Mini profile, easy to hide fixture
- Mount at the front of the cabinet with light focused toward the back wall



Selecting Lighting

Stair steps



Lighting mounts at front of step


Tuck lighting directly under or behind the overhang trim of a stair tread for increased safety at night.

Add sensor switches for hands-free convenience.

NOTE: The products listed are the top recommendations for this application. Call Design Services at 866-848-9094 for additional product recommendations.

Angled Linear Fixture sempriaLED S Series page 66

- Medium, high, and higher light output available
- Mount under nosing

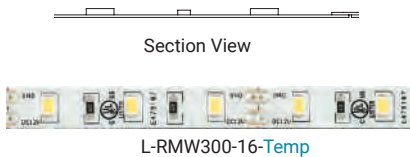


Section View

SS9E-18ND6-FTemp

Single Color Tape Light or Linear Fixture illumLED Radiance Series page 114

- Single Color, medium light output
- 18 diodes per foot
- Available as tape lighting, tape lighting with profile (unassembled), or as assembled linear fixtures



Section View

L-RMW300-16-Temp



LR1P312V

Multi-Color Tape Light illumLED Multi-Color RGB Series page 152

- Multi-Color, high light output
- 18 diodes per foot
- Available as tape lighting or tape lighting with profile



Section View



L-RGB300-16

Mini Angled Linear Fixtures sempriaLED A Series page 64

- High and medium light output available
- Mini profile, easy to hide fixture
- Mount at back of the stairs with light focused toward the front of the step



Section View



SA9Q-12ND4-FTemp

Single Color Tape Light illumLED Drizzle Series page 118

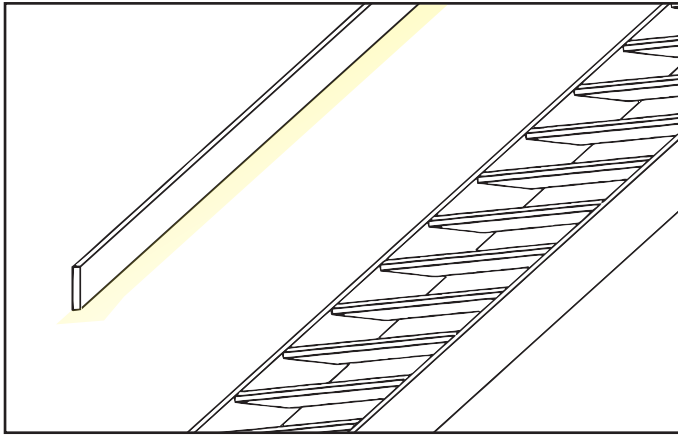
- Single Color, lower light output
- 9 diodes per foot
- Available as tape lighting, or tape lighting with profile



Section View



L-DMW150-16-Temp



Light mounts directly beneath stair railing

Install Tape Light directly beneath a stair railing, or route a channel into the bottom of the rail and recess a strip light fixture for an inviting alternative to ceiling lighting.

Add sensor switches for a safety nightlight and hands-free convenience.

NOTE: The products listed are the top recommendations for this application. Call Design Services at 866-848-9094 for additional product recommendations.

Mini Linear Fixture sempriaLED F Series page 62

- High and medium light output available
- Mini profile, easy to hide fixture
- Install in routed channel under railing



Section View



SF9Q-12ND4-FTemp

Single Color Tape Light illumaled Drizzle Series page 118

- Single Color, lower light output
- 9 diodes per foot
- Available as tape lighting, or tape lighting with profile



Section View



L-DMW150-16-Temp

Single Color Tape Light or Linear Fixture illumaled Radiance Series page 114

- Single Color, medium light output
- 18 diodes per foot
- Available as tape lighting, tape lighting with profile (unassembled), or as assembled linear fixtures



Section View



L-RMW300-16-Temp



LR1P712V

Multi-Color Tape Light illumaled Multi-Color RGB Series page 152

- Multi-Color, high light output
- 18 diodes per foot
- Available as tape lighting or tape lighting with profile



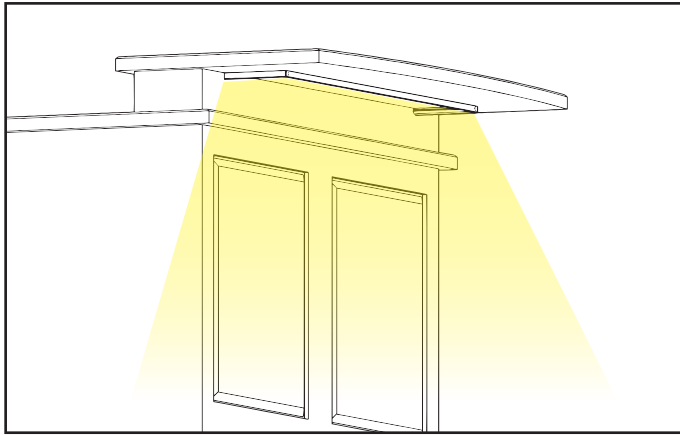
Section View



L-RGB300-16

Selecting Lighting

Island bar peninsula



Light mounts beneath overhang

Lighting mounted underneath an island countertop or peninsula countertop brings out the inviting color and texture of the base cabinet finish and draws attention to corbels or other architectural supports.

Install beneath the overhang on a raised island countertop to provide light for the work surface.

NOTE: The products listed are the top recommendations for this application. Call Design Services at 866-848-9094 for additional product recommendations.

Mini Linear Fixture sempriaLED F Series page 62

- High and medium light output available
- Mini profile, easy to hide fixture
- Install in routed channel under raised countertop



Section View



SF9Q-12ND4-FTemp

Single Color Tape Light or Linear Fixture illuminaLED Radiance Series page 114

- Single Color, medium light output
- 18 diodes per foot
- Available as tape lighting, tape lighting with profile (unassembled), or as assembled linear fixtures



Section View



L-RMW300-16-Temp



LR1P712V

Tunable White Tape Light or Linear Fixture TandemLED Series page 80

- Tunable White, high light output
- 88 diodes per foot
- Available as tape lighting, tape lighting with profile (unassembled), or as assembled linear fixtures



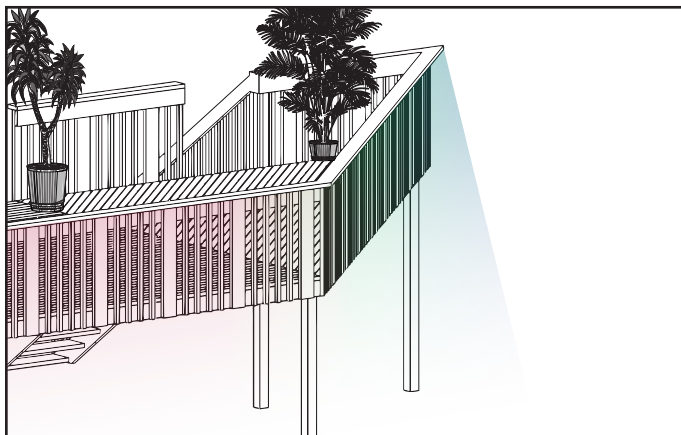
Section View



L-T600-16-MW



LT2P712V



Use tape light for accent lighting outdoors

Enjoy the ambiance of your outdoor living space with lighting installed under deck rails, stair treads, and soffits. Use to enhance architectural features, such as planters and benches, or to draw attention to the texture of stone or wood fireplaces, cabinet bases, and pillars.

NOTE: The products listed are the top recommendations for this application. Call Design Services at 866-848-9094 for additional product recommendations.

Multi-Color Tape Light illumLED Multi-Color RGB Series page 152

- Multi-Color, high light output
- 18 diodes per foot
- Available as tape lighting or tape lighting with profile



L-RGB300-16

Single Color Tape Light or Linear Fixture illumLED Radiance Series page 114

- Single Color, medium light output
- 18 diodes per foot
- Available as tape lighting, tape lighting with profile (unassembled), or as assembled linear fixtures



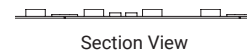
L-RMW300-16-Temp



LR1P712V

Single Color Tape Light or Linear Fixture illumLED Vivid Series page 110

- Single Color, high light output
- 36 diodes per foot
- Available as tape lighting, tape lighting with profile (unassembled), or as assembled linear fixtures



L-VMW600-16-Temp



LV2P712V

Single Color Tape Light illumLED Drizzle Series page 118

- Single Color, lower light output
- 9 diodes per foot
- Available as tape lighting, or tape lighting with profile



L-DMW150-16-Temp

Accent Lighting

Lighting that draws attention to objects, architectural features, and surface textures. Examples include sculptures and art pieces, textured backsplash and other wall surfaces, cove moulding, ceiling detail designs, and cabinet interiors.

Ambient Lighting

Commonly called general lighting, it is the primary source of illumination in a space. It can be provided by both natural and artificial sources.

Amp (Ampere)

Unit of measurement indicating the intensity of the current flow through an electrical circuit. Wiring and circuit breaker protection are calculated based on the amps drawn by the lighting circuits.

Application

The intended use of a lighting product. Under cabinet, cove, and interior are all examples of lighting applications.

Area (for LED lighting)

A section of lighting that is separated from another section by an obstruction such as a door, wall or window, making it challenging to run wire to the other side of the obstruction. Each AREA requires a separate power supply.

Backlighting

Lighting designed to illuminate an object from behind, which causes an appealing glow effect around its edges. Backlighting is a type of accent lighting, and is commonly used to draw attention to works of art.

Beam Angle

Also known as beam spread, the beam angle is a value that describes the downward light cone emitted by a lighting fixture. The beam angle is measured on the illuminated surface, at the center of the point where the lamp provides maximum lighting intensity, and the point where the intensity drops to 50%. A lamp with a high beam angle spreads light into a wider cone.

Binning

A process by which LEDs are sorted at the time of manufacture in order to ensure accurate color consistency between individual LEDs.

Controller

A wireless control used in combination with an RF receiver to switch and dim our low voltage LED lighting, or to switch, dim and change colors for RGB Tape Lighting.

Circuit Breaker

Electrical protection device that is normally located within a circuit breaker panel. Each lighting circuit is connected to a circuit breaker, and it interrupts current automatically if an overload or fault is detected.

Color Rendering Index (CRI)

A metric used to describe how accurately a light source renders the true colors of objects and spaces. The sun has a perfect index of 100. Using lighting with a high CRI value is very important in high-end interior design, as it enhances the visibility of décor and fine details.

Cool White

A light source with a Kelvin temperature of around 4000K. Light sources at this color temperature value do not have the characteristic yellow hue of incandescent bulbs or warm white LED lighting.

Correlated Color Temperature (CCT)

Unlike the CRI, which describes how faithfully a light source represents other objects, the Correlated Color Temperature (CCT) describes the color output of the light itself. Some common CCT values include:

- 2700K Warm White, is a warm tone with a tinge of yellow that creates appealing and relaxing environments
 - 3000K Soft White, is a soft, neutral white tone that strikes just the right balance between relaxation and concentration
 - 4000K Cool White, is a crisp, cool white that provides vibrant lighting for working areas
 - 5000K Daylight White, has a slight tinge of blue, which has an energizing effect
-

Cove Lighting

A type of lighting that is installed behind wall or ceiling cove moulding and directs the light towards the ceiling. The lighting is often used for decorative purposes because it can emphasize the borders of walls, as well as ceiling features.

CRI

See Color Rendering Index

Daylight White

A color temperature value comparable to that of daylight, generally between 5000K and 6500K. It is important to note that the term does not refer to actual daylight, but rather artificial lighting that replicates the color of daylight and has a tinge of blue color.

DC

Acronym for Direct Current. Used to describe a power supply where the flow of electricity always takes place in the same direction.

Diffused Light

Light produced by an extended surface such as a lens, either directly or through reflection. Diffused light provides a uniform and soft light distribution that minimizes shadows.

Dimmer

A device that regulates the lighting output of lighting by controlling the power supplied. Dimmers can be used to make indoor environments more customizable and personal and are also useful to save energy. It is important to note that not all power supplies are compatible with all dimmers, and incompatible dimmers may damage the light fixture or power supply.

Direct Lighting

Lighting where more than 90% of the light goes directly from the source to the area you wish to illuminate.

Driver

See Power Supply

Efficacy

Describes how effectively a lighting fixture can convert electric power into lighting, measured in lumens per watt.

Foot-candle (fc)

A measurement unit for illuminance. One foot-candle is equivalent to one lumen per square foot.

Hard wire

Wiring that is semi-permanent and connected directly to electrical power. An example is a power supply that does not have a plug, but wires directly to the power source.

Heat Sink

A device or substance used for absorbing and dissipating excessive or unwanted heat.

Housing

The fixture body that surrounds and holds the light source or receptacles.

IP65

The IP Code is an international standard that rates the levels of sealing effectiveness against environmental conditions such as dust, water, tools, etc. Most of our LED Tape Lighting is rated IP65 for dust and jets of water.

Kelvin Temperature, Kelvin Scale, K.

Used in lighting to measure the color temperature of lighting. The lower the light temperature rates on the Kelvin scale, the "warmer" the light appears. The higher the temperature rating on the Kelvin scale, the "cooler" and bluer the light appears.

- 2700K Warm White, is a warm tone with a tinge of yellow that creates appealing and relaxing environments
- 3000K Soft White, is a soft, neutral white tone that strikes just the right balance between relaxation and concentration
- 4000K Cool White, is a crisp, cool white that provides vibrant lighting for working areas
- 5000K Daylight White, has a slight tinge of blue, which has an energizing effect

Layered Light

An interior design approach where several types of lighting are combined to achieve a specific ambiance or mood.

Lamp

Commonly called a light bulb.

LED life (Lamp life)

The number of operating hours until the LEDs have a reduced light output below 70%.

LED

Short for Light Emitting Diode, a solid-state component that emits light when exposed to electric current. LED lighting represents the state-of-the-art in the industry, outclassing most other types of lighting in terms of energy efficiency, design flexibility and colors of light available.

Light Source

Commonly referred to as a lamp, LED, or light bulb.

Lighting Load

The energy used to power the LED fixtures. It is determined by the number of watts used by the fixture.

Low Voltage Fixtures / Low Voltage Lamps

Lights that operate at a lower voltage than the standard household voltage. The LED fixtures use a step-down transformer or power supply to reduce the voltage from 120 volts to 12 volts or 24 volts.

Lumen

A standardized unit of measurement of light level intensity, or the brightness of a light source.

Lumens per Watt

The ratio of the light output per watt of energy consumption, indicating the efficacy of a light source.

Luminaire

A complete lighting unit consisting of the lamps or LEDs with the parts designed to distribute the light, parts that position and protect the lamps, and parts that connect the lamps to the power supply.

Lux

A standardized unit of measurement of light level intensity, which is commonly referred to as illumination. A measurement of 1 lux is equal to the illumination of a one-meter square surface that is one meter away from a single candle.

National Electric Code

A publication by the National Fire Protection Association, which establishes the requirements for fireproof electrical installations. It is a part of the National Fire Codes NFPA (National Fire Protection Association) outlining the United States standard for the safe installation of electrical equipment and wiring.

NEMA Enclosure Type

A numeric code that describes the degree of protection offered by an enclosure, according to the NEMA 250-214 standard. For example:

- NEMA 2 = Indoor use, protection against falling dirt and light splashing of water.
 - NEMA 3R = Indoor or outdoor use, dirt protection, resistant to rain and snow.
 - NEMA 4X = Indoor or outdoor use, dust-tight, water-proof (including hose-down) and corrosion-proof.
-

NEC

See National Electrical Code

Occupancy Sensor

A device that uses infrared or ultrasonic radiation, or sound, to detect the presence of humans and switch the lights accordingly. Occupancy sensors are an effective energy-saving measure.

Power Supply

A piece of electronic equipment that transforms the main supply voltage into a lower DC voltage that is appropriate for LED lighting. Some LED fixtures have a built-in power supply, while others require one to be connected externally. Also called a driver or transformer.

Reflected Light

Various surfaces in a space reflect between 1% and 95% of the light from a source. Smooth surfaces bounce light to a greater degree, while rough, irregular, or matte surfaces scatter or absorb it.

Receiver (for Wireless switching and dimming)

A device that is wired in between the power supply and the LED light fixtures. It "receives" the RF signals from the remote, or wireless, Controller to turn lights on, off or to dim.

Retrofit

A lighting system upgrade, generally with the goal of improving energy efficiency, site safety, and ambiance, for example, replacing an incandescent bulb with an LED light in a ceiling can.

Rigid LED Board

A printed circuit board adhered to a thin strip of aluminum to create a rigid board with diodes.

Soft White

A light source with a Kelvin temperature of around 3000K. Light sources at this color temperature value have a bright output with a slight yellow hue similar to incandescent bulbs.

Smart Home Technology

Smart home technology may also be termed Home automation and is the use of devices in the home that connect via a network, most commonly a home network or the internet.

Solid State Lighting (SSL)

A type of lighting that uses semi-conductor light emitting diodes (LEDs) or organic light emitting diodes (OLED) as sources of illumination rather than incandescent, plasma, or gas lamp sources.

Spec (Specification) Sheets

Contain detailed product information including dimensions, technical information, application notes, etc.

Task Lighting

Our namesake, Task Lighting, refers to lighting fixtures that improve visibility in an area where specific tasks will be carried out. The use of under cabinet lights for food preparation areas in kitchens is an example of task lighting.

Translucent

An object or material that allows light to pass through but diffuses and softens the light source or individual diodes.

Tunable

Tunable white lighting technology is defined as the ability to control a light source's color temperature output.

UL

Underwriters Laboratory, a private organization that tests and lists electrical (and other) equipment for fire safety, according to recognized UL and other standards. It is a trusted resource across the globe for product safety certification and compliance solutions.

UL Label

A label indicating approval by Underwriters Laboratories, which means a product has been tested for fire safety and electrical safety.

UL Listing

A certification that means Underwriters Laboratory has tested representative samples of a product and determined that the product meets specific, defined requirements that are based on UL's published and nationally recognized Standards for Safety.

Ultraviolet (UV) Radiation

A type of energy produced by the sun or artificial sources such as light fixtures. Through a complex process, UV rays transform the water found in all textiles into hydrogen peroxide (bleaching agent) that leads to the fading of colors and the integrity of the textiles. LEDs produce such a low level of UV that it is considered imperceptible.

Voltage

It is the pressure from an electrical circuit's power source that pushes charged electrons (current) through a conducting loop and is measured in volts. Voltage drives electric current through lighting fixtures just as pressure drives the flow of water through a hose.

Voltage Drop

Voltage drop is defined as the amount of voltage loss that occurs through all or part of a circuit due to electrical resistance. Wires, electrical components and virtually anything carrying current always has inherent resistance to current flow. It's important to consider voltage drop when specifying LED lighting as the LED power supply is generally installed in a remote location aside from the fixtures. There will be some voltage drop due to the wiring between the power supply and the lighting itself.

Wall Cabinet Width

The full width in linear inches of the outward face of the cabinet (not including any molding). Typically, wall cabinets are built from 9" – 48" in increments of 3".

Warm White

White light that is characterized by a yellow tinge. The term is generally used for lighting with a Kelvin temperature of around 2700K.

Watt

A unit of electrical power which indicates the rate at which energy is consumed by a fixture. In lighting, lumens can be compared to miles traveled and watts can be compared to fuel consumption.

Zone (for LED Lighting)

A lighting application that is controlled separately from other lighting applications, such as under cabinet lighting, interior cabinet lighting, toe kick lighting, etc., so that each can be turned on or off or dimmed independently of the other applications. For Wireless Control, each Zone requires a separate Receiver. For hard wire control, each Zone requires a separate hard wire dimmer.

sempriaLED F Series
Mini Linear Fixture
page 62

sempriaLED F Series
Mini Linear Fixture
page 62

sempriaLED S Series
Angled Linear Fixture
page 66

sempriaLED S Series
Angled Linear Fixture
page 66



sempriaLED S Series
Angled Linear Fixture
page 66

sempriaLED F Series
Mini Linear Fixture
page 62

sempriaLED SG9 Series
Linear Fixture
page 60

sempriaLED SG9 Series
Linear Fixture
page 60

TR Series
Angle Power Strip
page 22

TR Series
Angle Power Strip
page 22

sempriaLED S Series
Angled Linear Fixture

page 66

..... illumLED Pearl Series
Puck Light
page 134

TR Series
..... **Angle Power Strip**


page 22



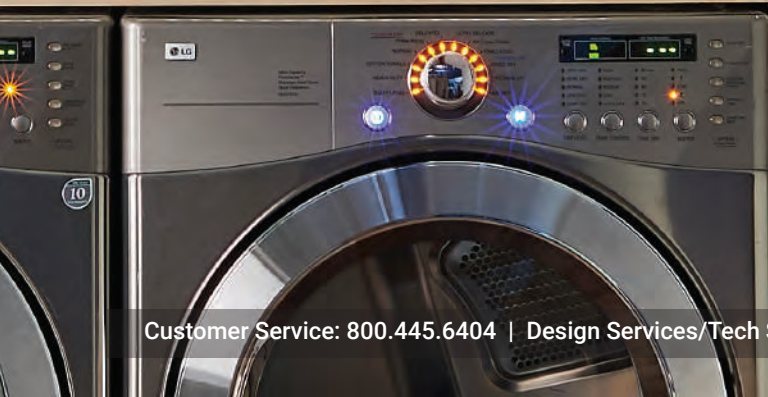
sempriaLED F Series
Mini Linear Fixture
 page 62



sempriaLED
Lighted Closet Rod
 page 58



illuminaLED Pearl Series
Puck Light
 page 134





APT Series
Angle Power Strip
page 30



illumaled Vivid Series
LED Tape Light
page 110



sempriaLED SG9 Series
Linear Fixture
page 60

TR Series
Angle Power Strip
page 22




illumLED Radiance Series
LED Tape Light
page 114



TR Series
Angle Power Strip
page 22



sempriaLED A Series
Mini Angled Linear Fixture
page 64



sempriaLED SG9 Series
Linear Fixture
page 60

TR Series
Angle Power Strip
page 22



TR Series
Angle Power Strip
page 22



sempriaLED SG9 Series
Linear Fixture
page 60

TR Series
Angle Power Strip
page 22

TR-USB Series
Angle Power Strip
page 26



illumaled Side View Series
LED Tape Light
page 120



sempriaLED SG9 Series
Linear Fixture
page 60

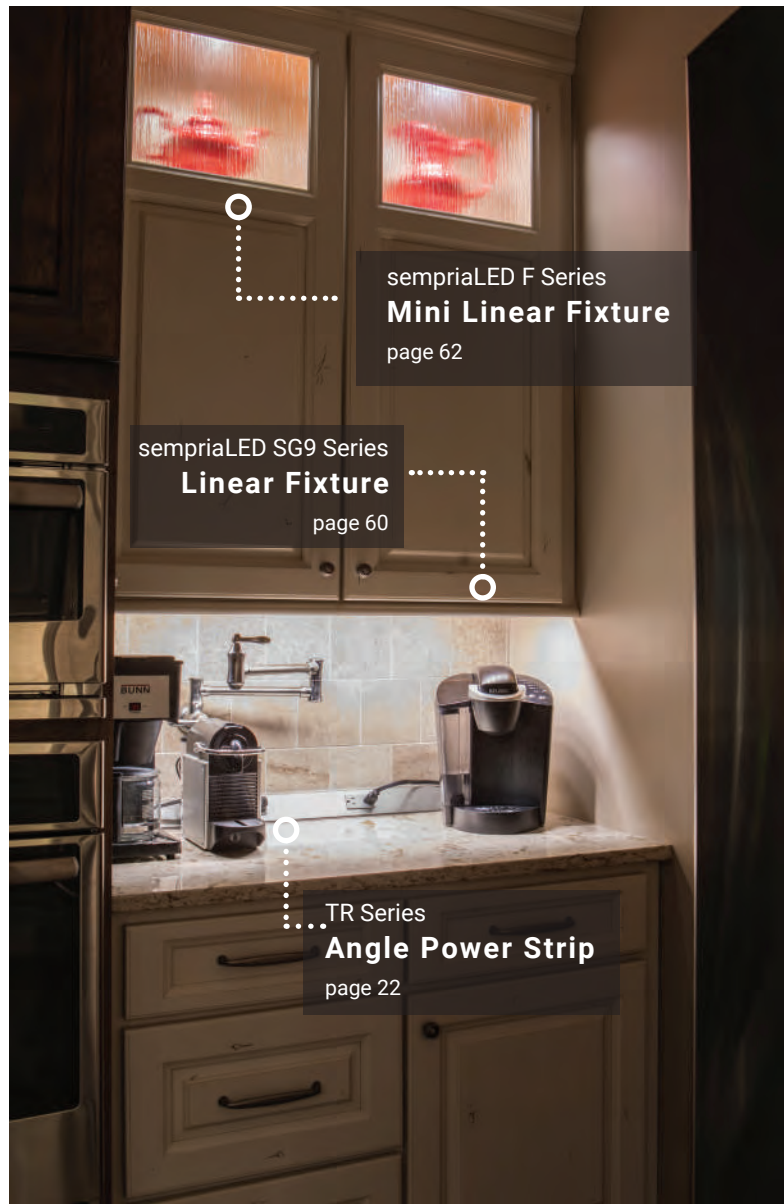
TR Series
Angle Power Strip
page 22



TR Series
Angle Power Strip
page 22



illumLED Vivid Series
LED Tape Light
page 110



sempriaLED F Series
Mini Linear Fixture
page 62

sempriaLED SG9 Series
Linear Fixture
page 60

TR Series
Angle Power Strip
page 22



Task Lighting
P.O. Box 1090
Kearney, NE 68848
800.445.6404
TaskLighting.com



FACEBOOK

/TaskLighting



INSTAGRAM

/TaskLighting



HOUZZ

/Pro/TaskLighting/Task-Lighting



Contact **Customer Service** at **800-445-6404** or **CustomerService@TaskLighting.com** for quotes, ordering, order tracking, returns, and warranties.

Contact **Design Services and Technical Support** at **866-848-9094** or **DesignAndSupport@TaskLighting.com** for free layout and design service, help with product selection and installation, and for Cut-To-Length project quotes.

*All trademarks citing in this publication are the property of their respective owners. Task Lighting is in no way endorsed, sponsored, approved by, or otherwise affiliated with the owners of such trademarks.